


**USER'S MANUAL**  
**WICKER SOFA 7PCS**  
**HW68058 -13 -23 -33**

THIS INSTRUCTION BOOKLET CONTAINS **IMPORTANT** SAFETY INFORMATION. PLEASE READ AND KEEP FOR FUTURE REFERENCE.

**Please give us a chance to make it right and do better !**

Contact our friendly customer service department for help first.  
 Replacements for missing or damaged parts will be shipped ASAP!

**FLOOR AREA**  
**2MX2M**



**ASSEMBLED BY 2 ADULTS**

**Follow Costway**



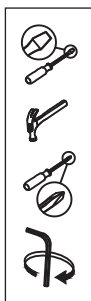
# Contact Us!

## Do NOT return this item.

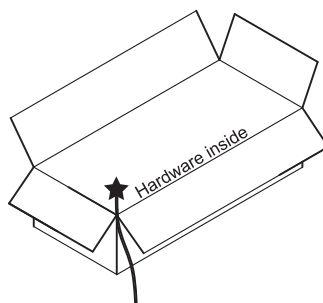
Contact our friendly customer service department for help first.



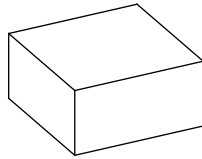
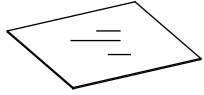
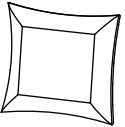
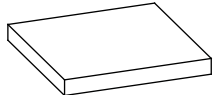
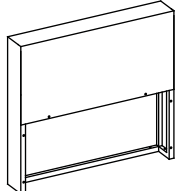
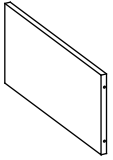
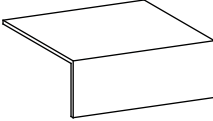
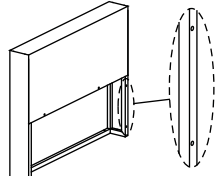
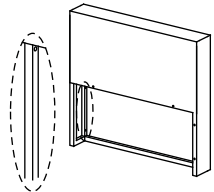
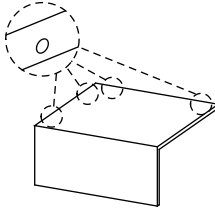
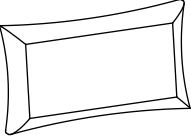
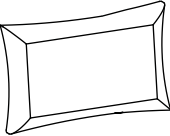
## Before You Start








- ⚠ Read each step carefully before starting. It is very important to ensure each step followed in correct order, otherwise assembly difficulties may occur.
- ⚠ Most of board parts are labeled or stamped on the raw edges. Have a check to make sure all parts are included.
- ⚠ Work in a spacious area, preferably on a carpet close to where the unit will be used.
- ⚠ Keep the handtools close at hand. Do not use power tools to assemble your furniture. They may scratch or damage the parts.



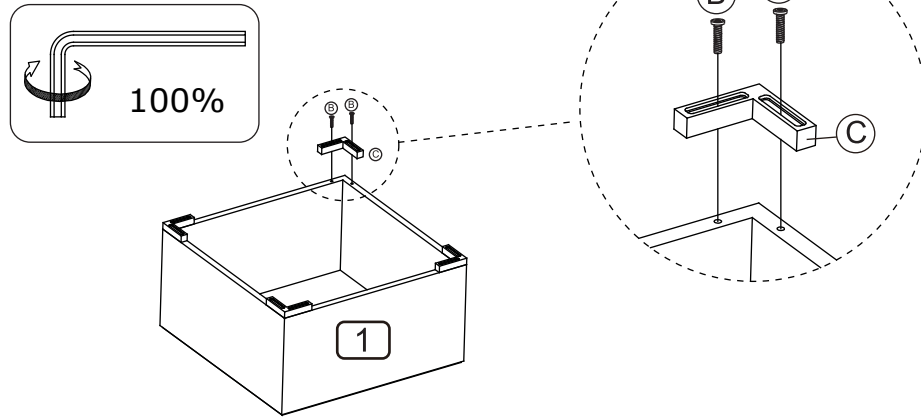
## PARTS LIST

 <b>1</b> Table 1pc	 <b>2</b> Glass top 1pc	 <b>3</b> Small pillow 2pcs	 <b>4</b> Cushion seat 6pcs
 <b>5</b> Middle chair back 4pcs	 <b>6</b> Side panel 10pcs	 <b>7</b> Middle chair seat 4pcs	 <b>8</b> Long side of corner chair 2pcs
 <b>9</b> Short side of corner chair 2pcs	 <b>10</b> Seat of corner chair 2pcs	 <b>11</b> Long Cushion back 6pcs	 <b>12</b> Short Cushion Back 2pcs

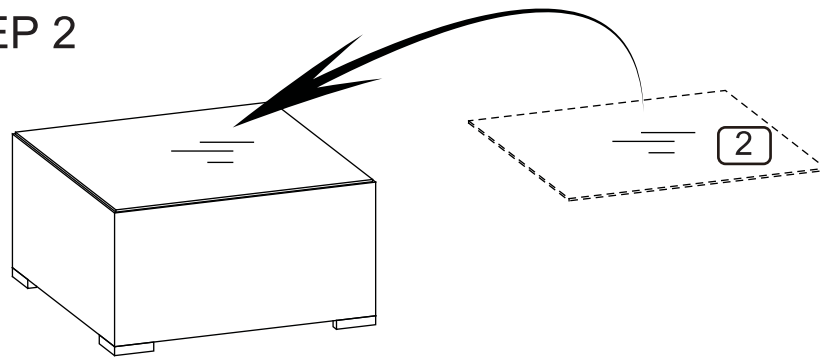
## HARDWARE LIST

 <b>A</b> M6x30 mm Bolt 64 pcs	 <b>B</b> M6x25 mm Bolt 56 pcs	 <b>C</b> Plastic feet 28 pcs	 <b>D</b> M4 Allen key 2 pcs	 <b>E</b> Plastic connector 10 pcs
---	---	--	---	---

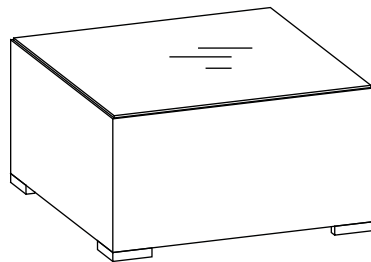
**STEP 1**



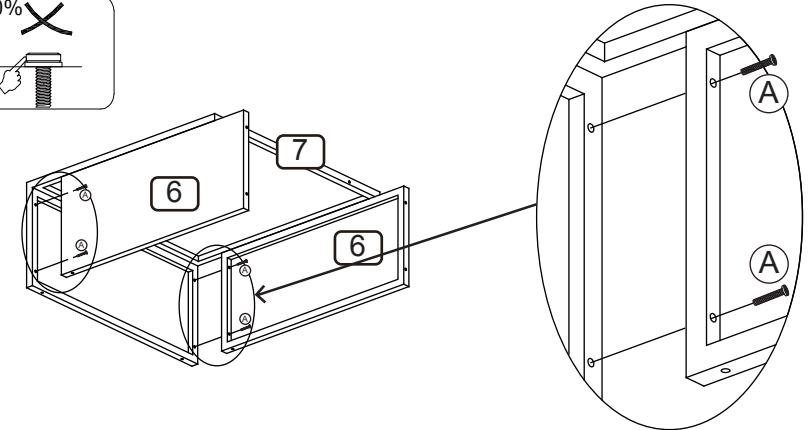
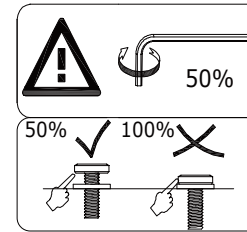
**STEP 2**



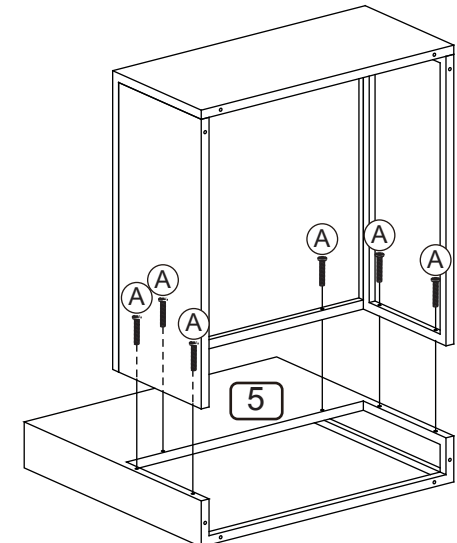

**STEP 3**



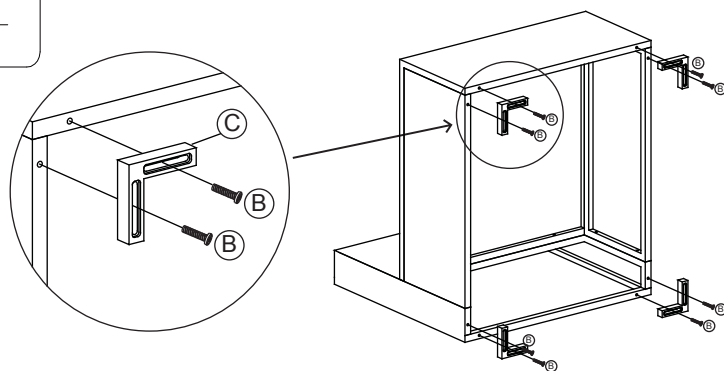
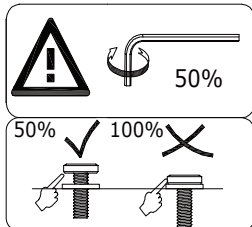
**STEP 4: X4**



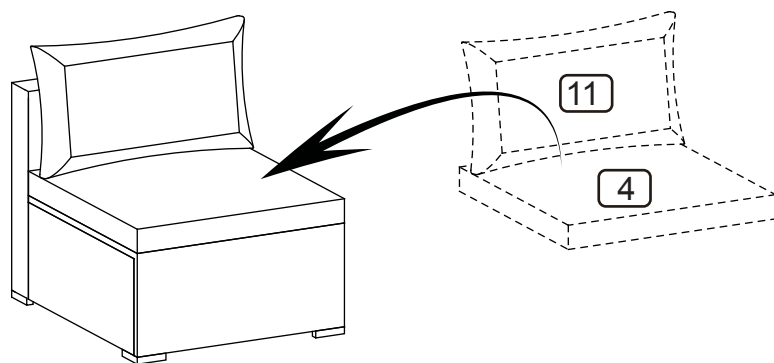
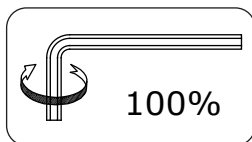
**STEP 5: X4**




## STEP 6: X4



## STEP 7: X4

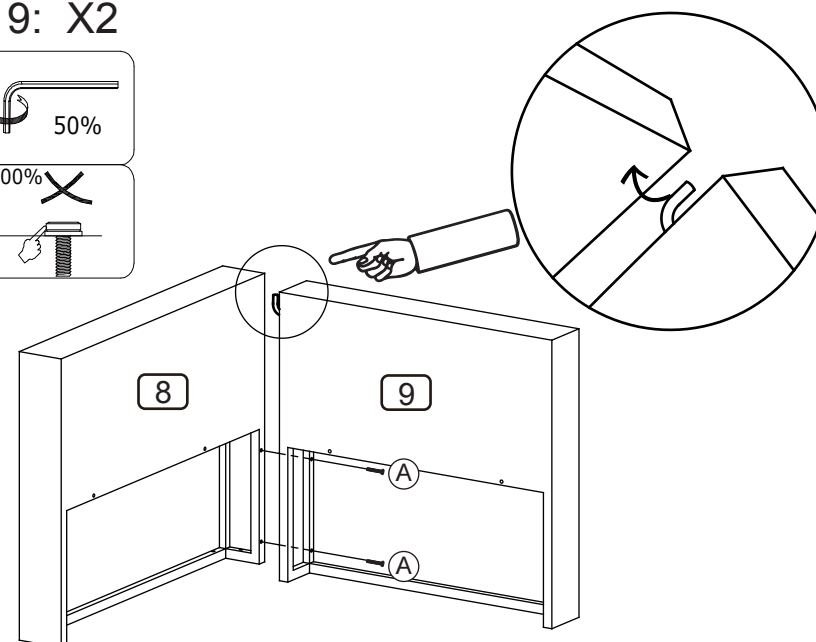
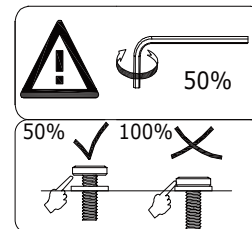


## STEP 8

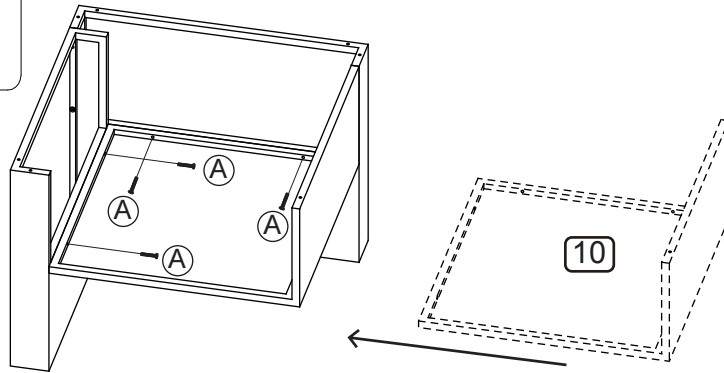
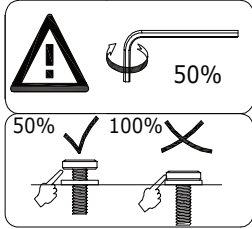


4 X Middle Sofa

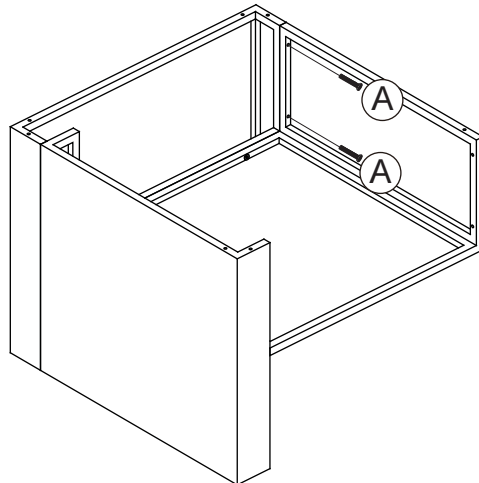
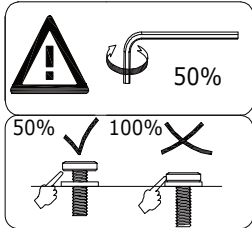
## STEP 9: X2



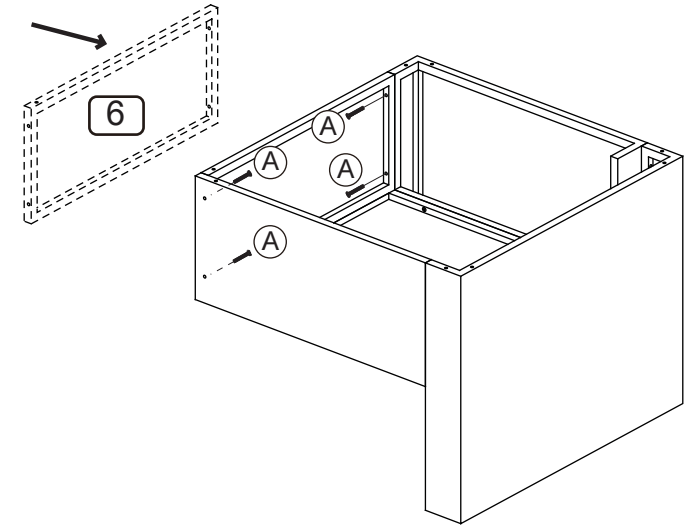
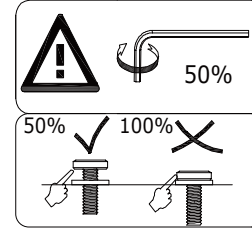
## STEP 10: X2



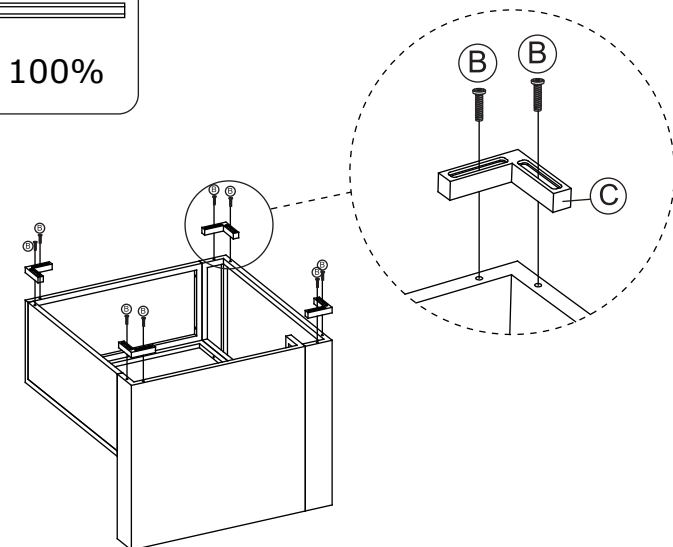
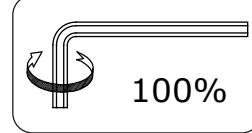
## STEP 11: X2



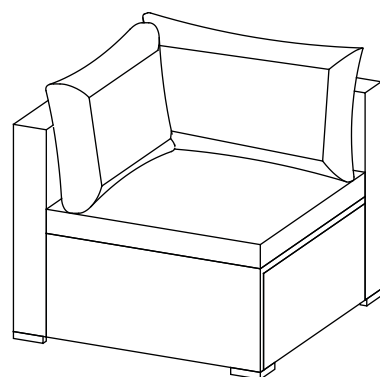
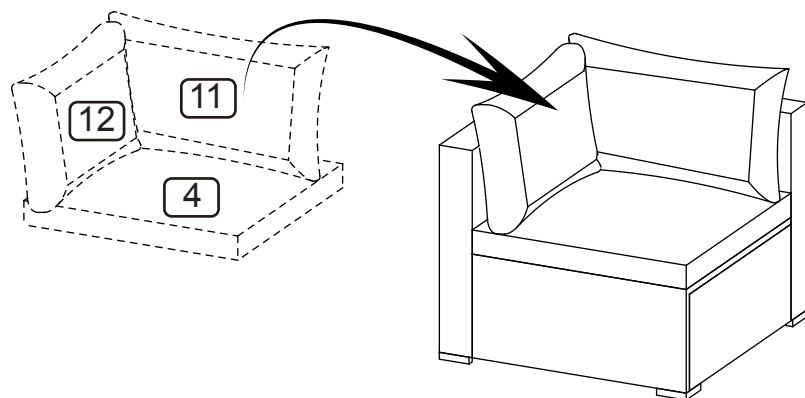
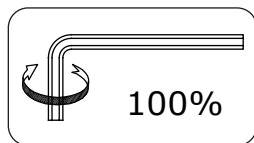
## STEP 12: X2



## STEP 13: X2

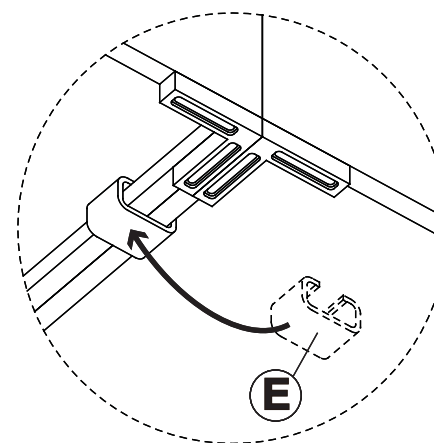
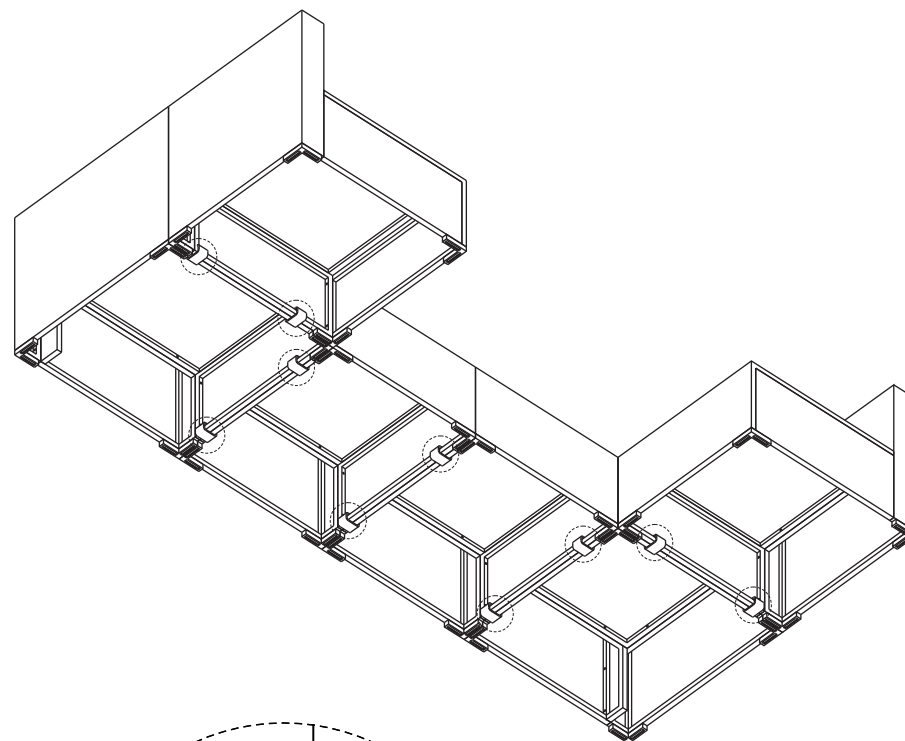


**STEP 14: X2**

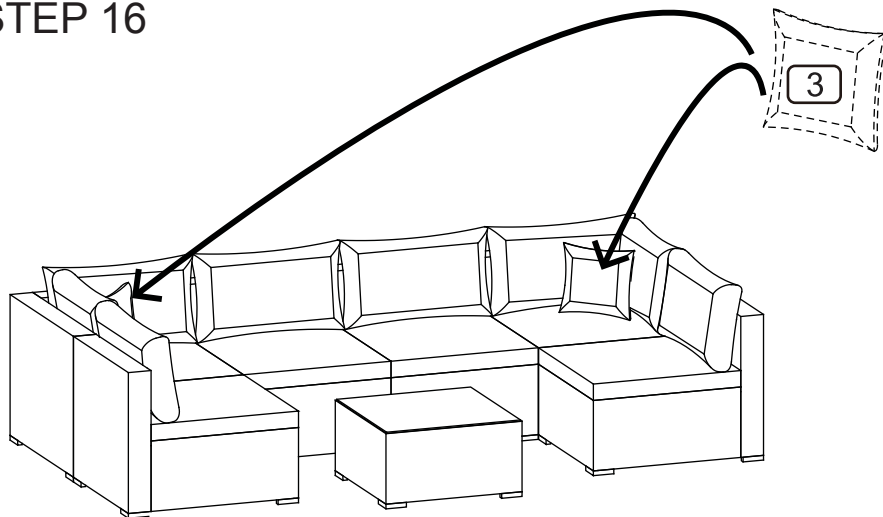


**2 X Corner Sofa**

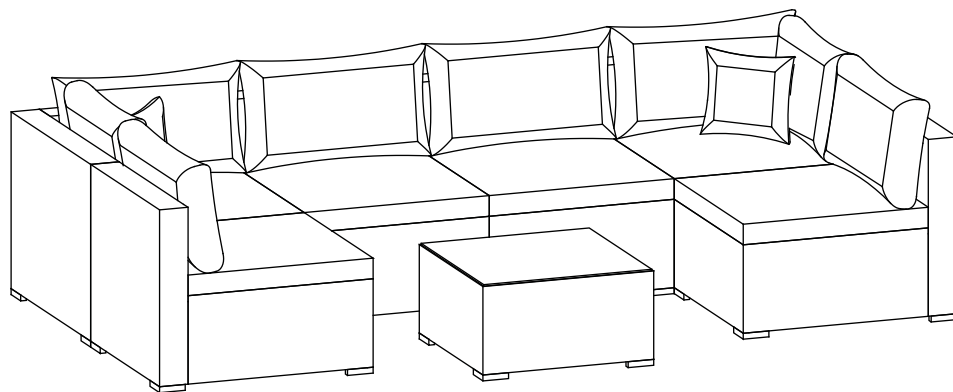
**STEP 15**



## STEP 16



## Combination and Arrangement



## Care and Maintenance

Use a soft, clean cloth that will not scratch the surface when dusting.

Use of furniture polish is not necessary.

Should you choose to use polish, test first in an inconspicuous area.

Using solvents of any kind on your furniture may damage the finish.

Liquid spills should be removed immediately. Using a soft clean cloth, blot the spill gently. Avoid rubbing.

Check bolts/screws periodically and tighten them if necessary.

## Further advice about wood furniture care

Please protect your outdoor furniture with a cover when not in use since Long-term sunlight exposure will result in the damage on the surface.

In addition to sunlight damage, wood and metal frame suffers when exposed to extremes in temperature and humidity.

Proper care and cleaning at home will extend the life of your purchase. Following these important and helpful tips will enhance your furniture as it ages.

**Welcome to visit our website and purchase our quality products!**

With your inspiring rating, COSTWAY will be more consistent to offer you  
**EASY SHOPPING EXPERIENCE, GOOD PRODUCTS and EFFICIENT SERVICE!**

US office: Fontana, California

UK office: Ipswich



- \* Reward Points
- \* Exclusive Customer Service
- \* Personalized Recommendations
- \* Permanent Shopping Cart
- \* Order History

*5 Star Rating*



We would like to extend our heartfelt thanks to  
all of our customers for taking time to assemble  
this product and giving us valuable feedbacks.

