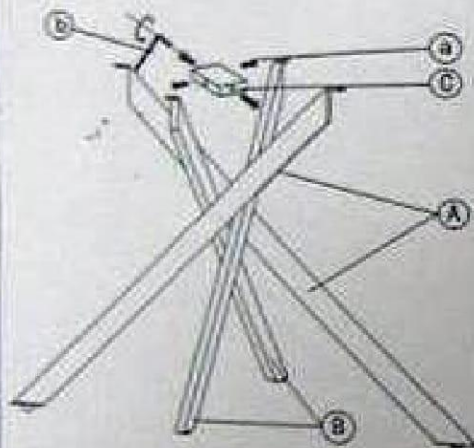


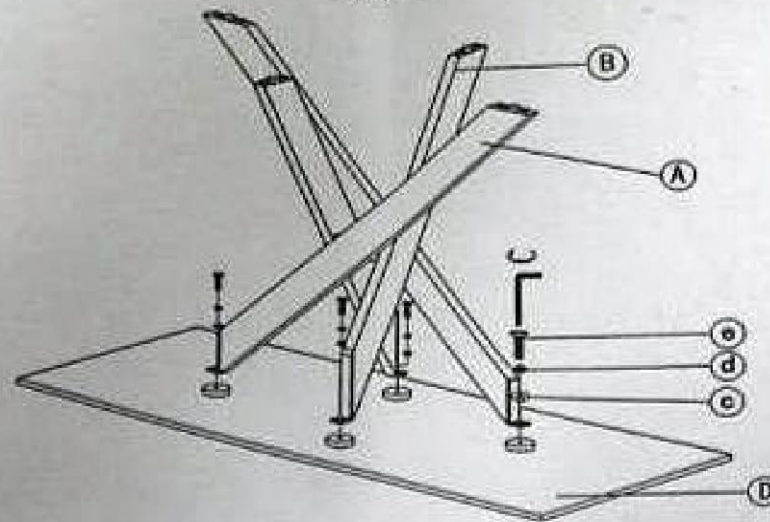
ASSEMBLY INSTRUCTION

THANK YOU FOR PURCHASING THIS QUALITY PRODUCT.
BE SURE TO CHECK ALL PACKING MATERIAL CAREFULLY FOR SMALL PARTS THAT MAY HAVE COME LOOSE INSIDE THE CARTON DURING TRANSIT.

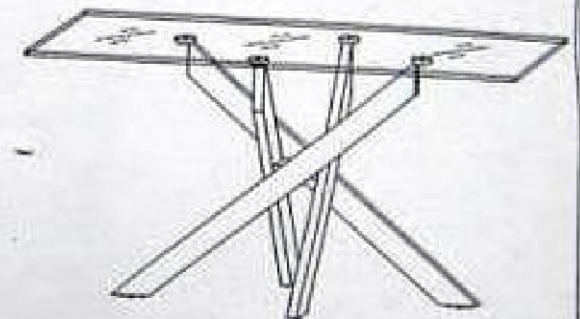
Step 1



Step 2



FINISH



PARTS LIST:

NO	DESCRIPTION	SKETCH	QTY
A	LONG FLEG		2PCS
B	SHORT LEG		2PCS
C	BOX		1PC
D	GLASS TOP		1PC

HARDWARE LIST:

NO	DESCRIPTION	SKETCH	QTY
a	LONG SCREW		4PCS
b	ALLEN KEY		1PC
c	WASHER		4PCS
d	SPRING WASHER		4PCS
e	SHORT SCREW		4PCS