





What you received was an unassembled fish tank. You need to make it yourself by DIY. Now please have a look at the production process!

1.
First take out the glue in each Drop special glue into the round hole, make sure it is even and not too full.



2.
Take out the support and insert the support. In the round hole of the chassis, do not plug the stick, use the rotary way to plug, this is relatively easy!



3.
After fixing the base, the bamboo frame should be put on the top. The bracket will be plugged into the round hole when it is turned slightly.

