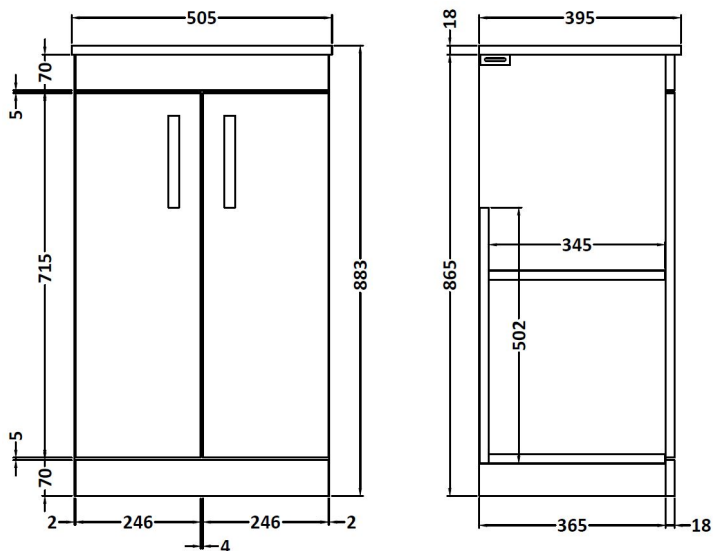


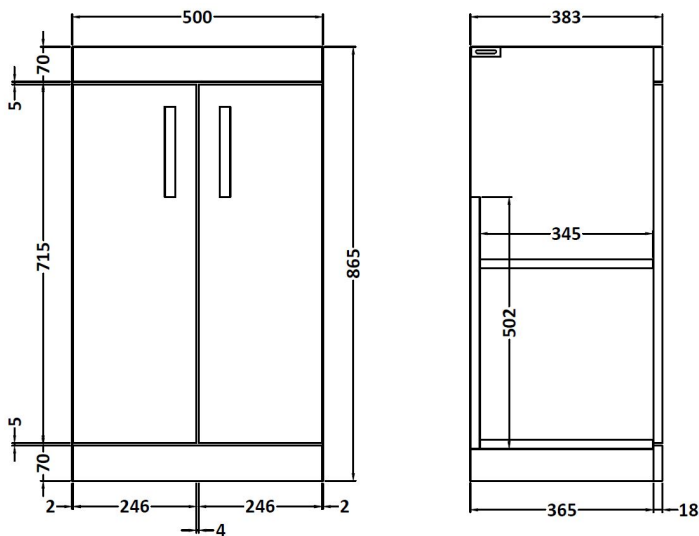
CUSTOMER DATA SHEET

DESCRIPTION: 500 Fs 2-Door Vanity With Basin B



CUSTOMER DATA SHEET - FURNITURE

DESCRIPTION: 500 Floor Standing 2-Door Basin Unit



PRODUCT DIMENSIONS

Height (mm)	Width (mm)	Depth (mm)	Nett Wgt Kg
865	500	383	10.6

PACKAGING DIMENSIONS

Height (mm)	Width (mm)	Depth (mm)	Gross Wgt Kg
900	530	410	10.6

PACKAGING DATA

Box Colour	Brown Cardboard Box - Printed		
Box Qty		Label Colour	White Label
Label Size	x	Label Qty	2

OUTER BOX DIMENSIONS (If Applicable)

Height (mm)	Width (mm)	Depth (mm)	Gross Wgt Kg

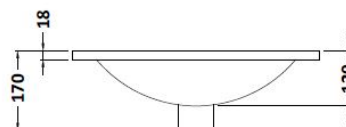
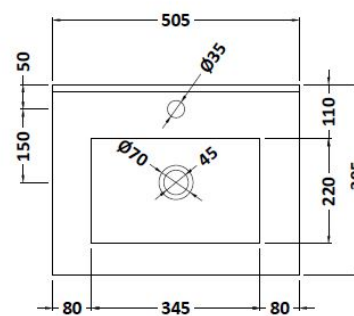
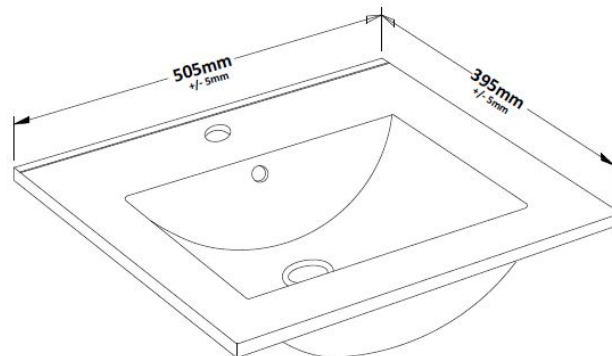
PRODUCT DETAILS

Country of Origin	China	Certification	FSC	Yes	CE	N/A
Fitting Instruction	No	Colour	Gloss White			
Constr' Method	Cam & Wood Dowel	Constr' Type	Rigid			
Cabinet Finish	MFC Painted Gloss	Fascia Finish	Mdf Painted Gloss			
Cab Thickness (mm)	16	Fas Thickness (mm)	18			
Drawer Included	No	Drawer Type	Not Applicable			
No of Shelves	1	Hinge Type	95 Degree Clip-On Soft Close			
Hinge Inc'	Yes, Supplied	Adjustable Legs	No, Not Required			
Fixings Inc'	Yes	Handle Style	Contemporary			
Handle Inc'	Yes, Supplied	Waste Shroud	No			
Handle Type	Strap					

## CUSTOMER DATA SHEET - CERAMICS

### DESCRIPTION:

500mm Basin 1Th



### PRODUCT DIMENSIONS

Height (mm)	Width (mm)	Depth (mm)	Nett Wgt Kg
170	500	390	9

### PACKAGING DIMENSIONS

Height (mm)	Width (mm)	Depth (mm)	Gross Wgt Kg
400	520	200	9

### PACKAGING DATA

Box Colour	Brown Cardboard Box		
Box Qty	1	Label Colour	White Label
Label Size	105 x 50	Label Qty	1

### OUTER BOX DIMENSIONS (If Applicable)

Height (mm)	Width (mm)	Depth (mm)	Gross Wgt Kg

### PRODUCT DETAILS

Country of Origin	China
Fitting Instruction	No

Certification	CE	WRAS	WRAS Number
Product Material	Vitreous China		

### PANS/BIDETS

Trap Style	Not Applicable	Includes Seat	Not Applicable
------------	----------------	---------------	----------------

### CISTERNS

Fittings	None Included	Operating Type	Not Applicable
Lever Type	Not Applicable		

### SEAT

Type	Not Applicable	Function	Seat Not Include
Material	Not Applicable		
Hinge Type	Not Relevant	Hinge Material	Not Applicable

### BASINS

Tap Hole	One Taphole	Chain Stay Hole	No
Template	Not Required	Waste Type Req'd	Slotted
Overflow Incl.	Yes	Overflow Cover	Yes
Inner Bowl Depth	220mm		

### GENERAL

Fixing Supplied	No
-----------------	----