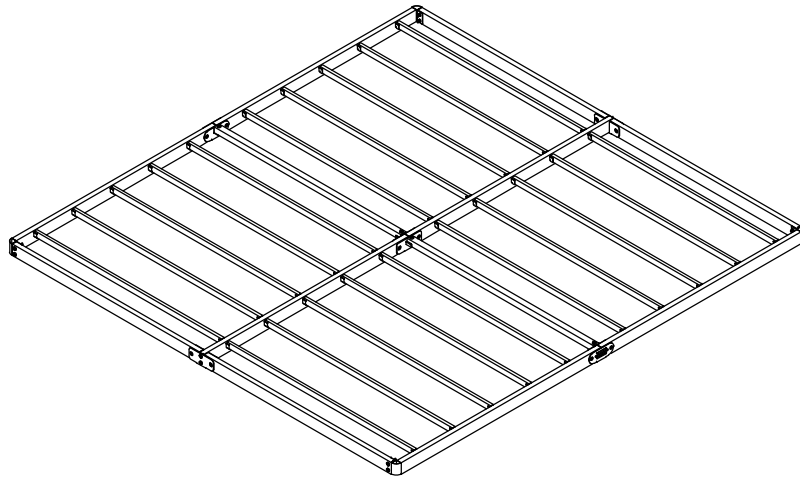


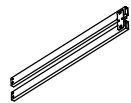
# BOX SPRING Set-up Instruction

Size: King/Calking

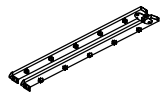
If you have any questions about the product, please don't hesitate to contact us. You can reach us through your order. Thanks for your support!



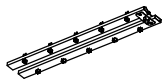
## Package Parts List



A\*2pcs



E\*2pcs



G\*1pcs



H\*10pcs



Q\*1pcs

## Accessories List



Y\*4pcs  
M8\*16 (bolt)



T\*12pcs  
M8\*32 (bolt)



Z\*1pcs

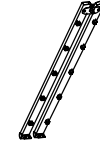
### Step1:



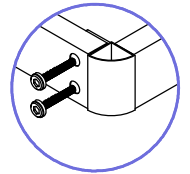
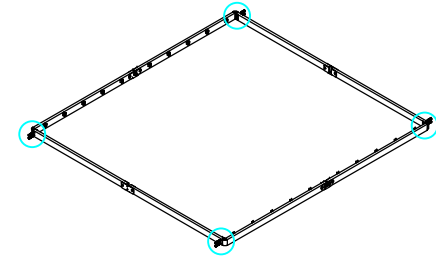
T\*8pcs  
M8\*32 (bolt)



A\*2pcs



E\*2pcs



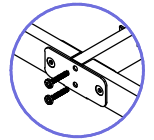
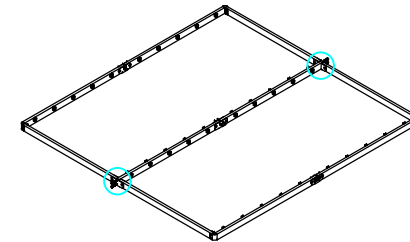
### Step2:



Y\*4pcs  
M8\*16 (bolt)



G\*1pcs



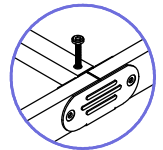
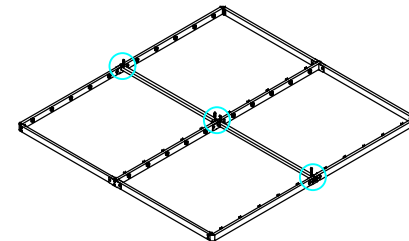
### Step3:



T\*4pcs  
M8\*32 (bolt)



Q\*1pcs



### Step4:



H\*10pcs

