

13.12.2016

D Montageanleitung

FR Notice de montage

NL Handleiding voor de montage

CZ Montážní návod

HU Szerelési útmutató

TR Montaj talimatı

GB Assembly Instructions

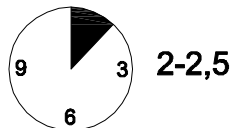
IT Istruzioni di montaggio

PL Instrukcja montaży

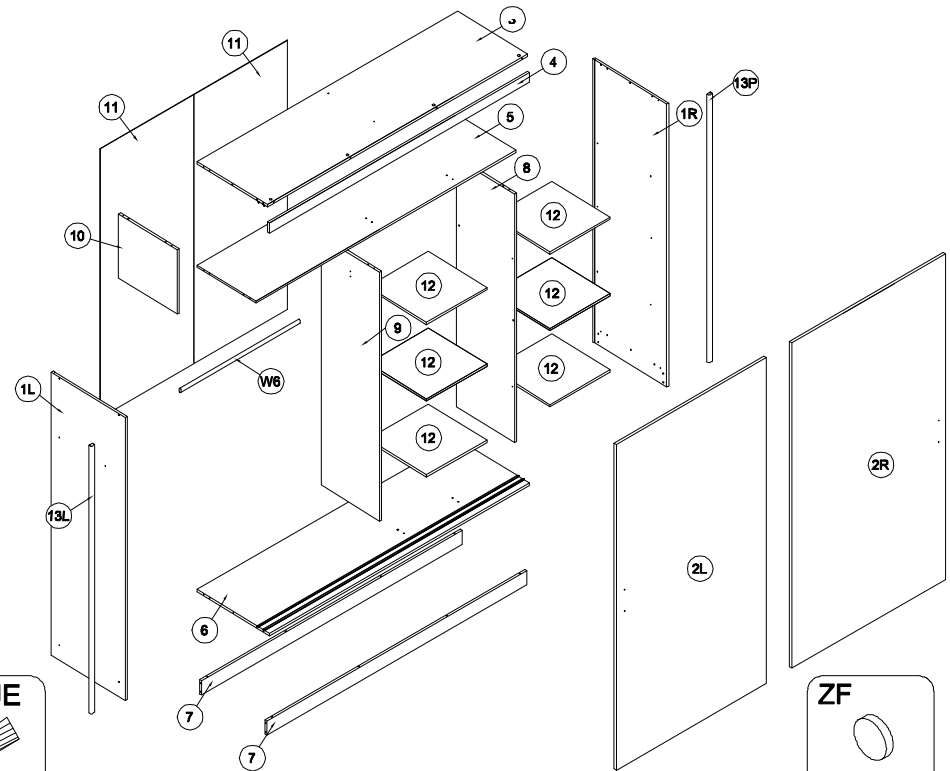
SK Návod na montáž

RO Instrucțiuni de montaj

RU Инструкции по монтажу



1



GLUE



x1

ZF



x4

W2



x2

YA 4x35



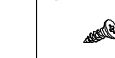
x4

LM



x12

V 3x13



x20

H 6,3x13



x16

DA



x4

D



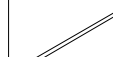
x4

DB L-1990mm



x2

W6 L-1076mm



x1

ZB



x24

SP



x12

ZC



x3

ND 3,5x16




x12

N 3x20



x70

YD 7x50



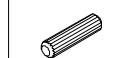
x24

WB



x1

A 8x32



x44

T



x2

X



x10

B



x4

S L-1645mm



x1

C



x4

Z

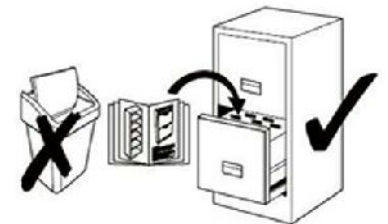


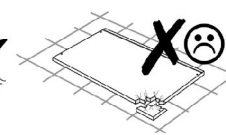
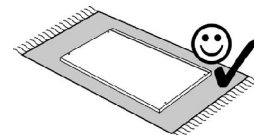


x4

ZG



x24



2

