



20-Year Warranty

Great news! Your POLYWOOD warranty is already activated, no need to send anything in. Located on the bottom of each item is a sticker with a serial number. **Please keep this number for your records.**

View our full warranty:
polywood.com/warranty



Cleaning Tips

For a Quick Clean:

Simply wipe down with soap and water.

For a Deep Clean:


Wipe on 1/3 bleach and 2/3 water solution with a clean cloth and let it sit on the lumber for a few minutes (this will not affect the color). Then, loosen any dirt and debris that may catch in surface grooves with a soft bristle brush; hose down to rinse.

For a High-Power Clean:

Use a pressure power washer (not exceeding 1,500 psi) to spray off dirt and debris. Apply a 1/3 bleach and 2/3 water solution and scrub with a soft bristle brush. Hose down to rinse.

POLYWOOD®

Assembly Instructions



BL4743X

Veranda Deep Seating Sofa Frame

polywood.com

Thank You

Thank you for choosing POLYWOOD!
We hope your new furniture helps create a gathering place for you and your loved ones to enjoy for many years to come!



Join the POLYWOOD Community

Sign up at:
polywood.com/welcome

You'll be the first to hear about new product launches, giveaways, special offers, and more!



We're Always Here For You

If you have questions regarding assembly instructions, warranty claims, or missing parts, please visit our Help Center at
help.polywood.com



Watch & Learn

For assembly tips and videos visit:
polywood.com/assembly

Share Your Space

We love to see your furniture at home — share a photo or video and tag us for your chance to be featured!

#polywood



[@POLYWOOD](https://www.instagram.com/POLYWOOD)



[pinterest.com/polywood](https://www.pinterest.com/polywood)




[youtube.com/polywood](https://www.youtube.com/polywood)



[facebook.com/polywoodoutdoor](https://www.facebook.com/polywoodoutdoor)

Join thousands of fans in our
Outdoor Living Community!

[facebook.com/groups/polywoodoutdoorliving](https://www.facebook.com/groups/polywoodoutdoorliving)

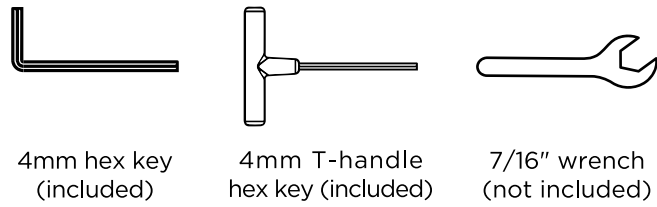


Did You Know?

Our long-lasting furniture is made using plastics that could otherwise pollute oceans and overwhelm landfills — and it can also be recycled when the time comes. Better for the planet, better for all.

Learn more about our story:
genuinePOLYWOOD.com

TOOLS

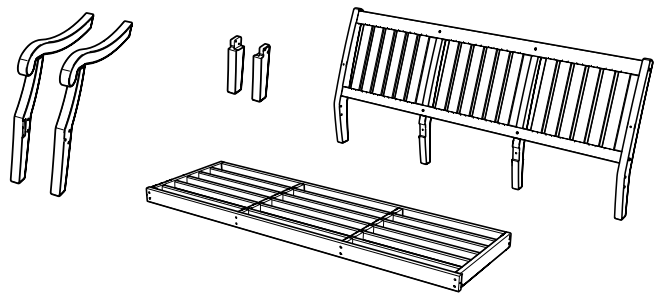


4mm hex key
(included)

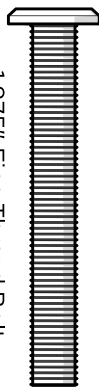
4mm T-handle
hex key (included)

7/16" wrench
(not included)

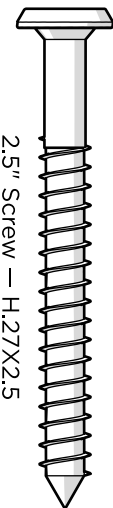
PARTS



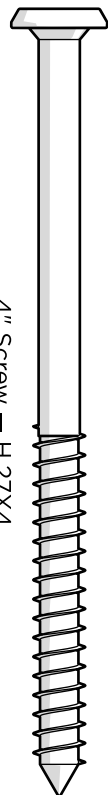
1.875" Fine Thread Bolt
H.25-20X1.875



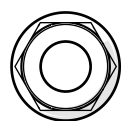
2.5" Screw — H.27X2.5



4" Screw — H.27X4

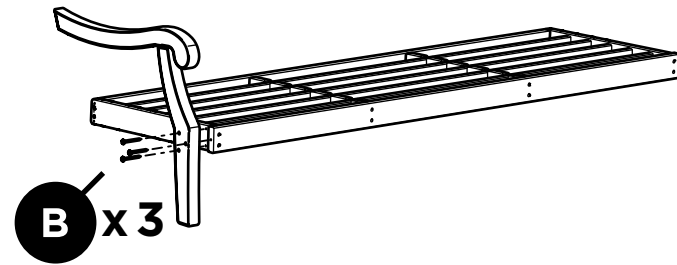


Flange Nylon Lock Nut
HN.25-20FN

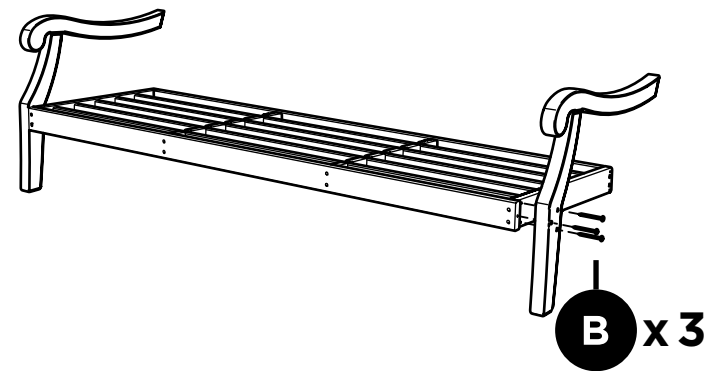


Something missing?
Visit help.polywood.com

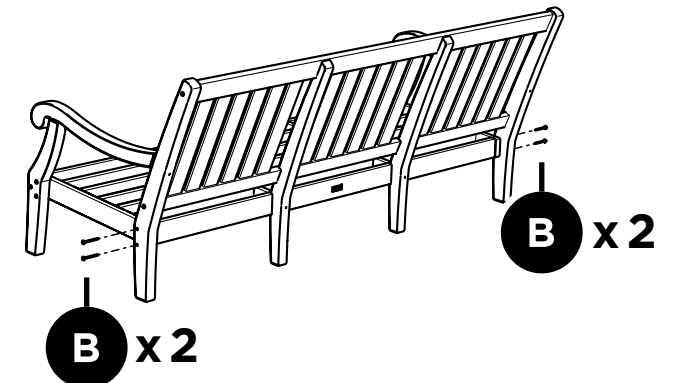
1



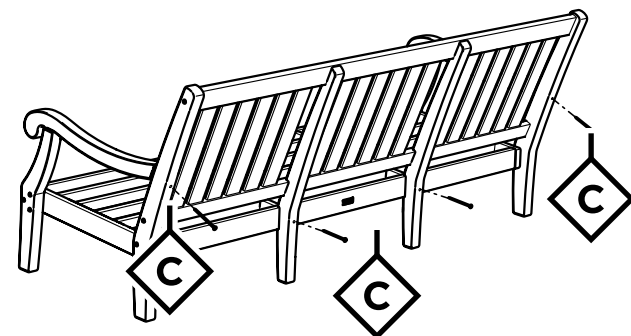
2



3



4

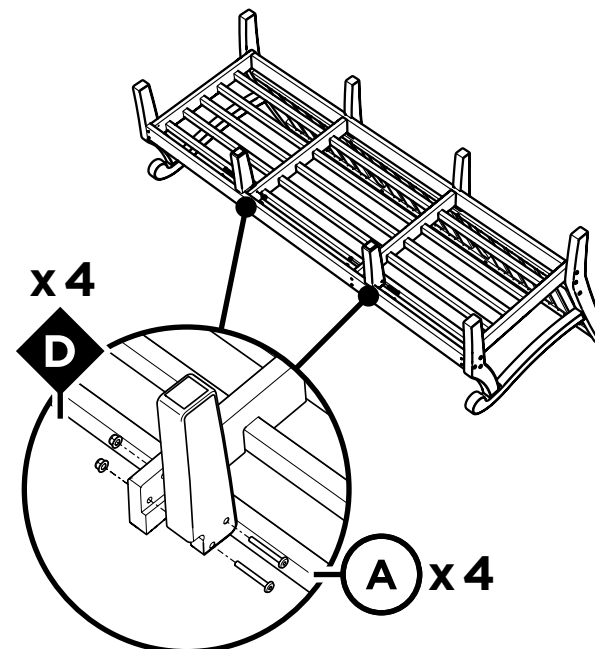


5


Ensure Fine Thread Bolts are used



1.875" Fine Thread Bolt
H.25-20X1.875



! Remove protective plastic film from the logo medallion.



POLYWOOD®