

## DESCRIPTION

- Brass construction with chrome plated finish
- 1/2" IPS connections
- 4" centerset
- 5-1/4" spout reach


## OPERATION

- 4" wrist blade handles with hot and cold color indicators\*
- \*Smooth handle models have hot and cold color indicator at torx head screw
- Vandal resistant torx head screws
- Vandal resistant laminar flow aerator

## CARTRIDGE

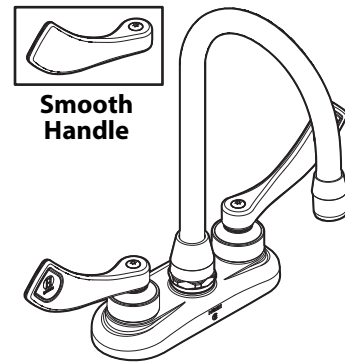
- Brass shell, ceramic disc cartridge
- 1/4 turn operation

## STANDARDS

- Third party certified to meet A112.18.1/CSA B125.1 and all applicable specifications referenced therein
- Certified to NSF 61/9
- Contains no more than 0.25% weighted average lead content
- Complies with California Proposition 65 and with the Federal Safe Drinking Water Act
- **ADA**  for lever handles

## WARRANTY

- Warranted for five years against material or manufacturing defects



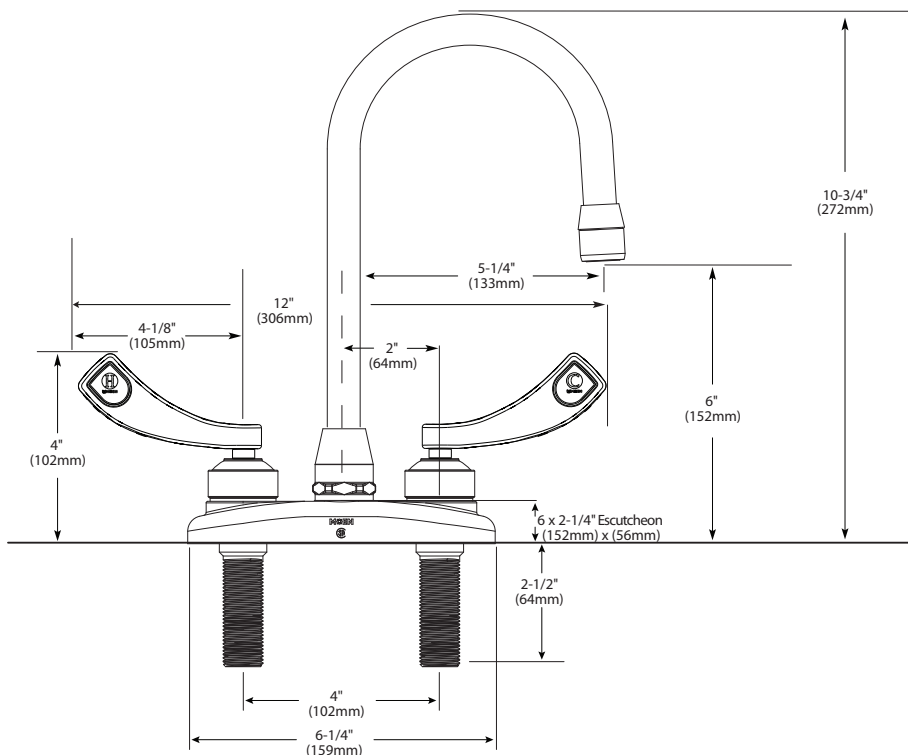
Two-Handle Bar/Pantry Faucet		
MODEL	FLOW (gpm/Lpm)	HANDLE STYLE
* 8279	2.2/8.3	Decal
* 8279SM	2.2/8.3	Smooth
❖ 8279SMF15	1.5/5.7	Smooth

\* Includes optional 2.0 gpm (7.6 L/min) max. laminar flow spout base conversion kit

❖ Includes optional 1.5 gpm (5.7 L/min) max. laminar flow spout base conversion kit



**NOTE:** Designed to be installed through 2 holes - 1" min. dia.



## CRITICAL DIMENSIONS

(DO NOT SCALE)