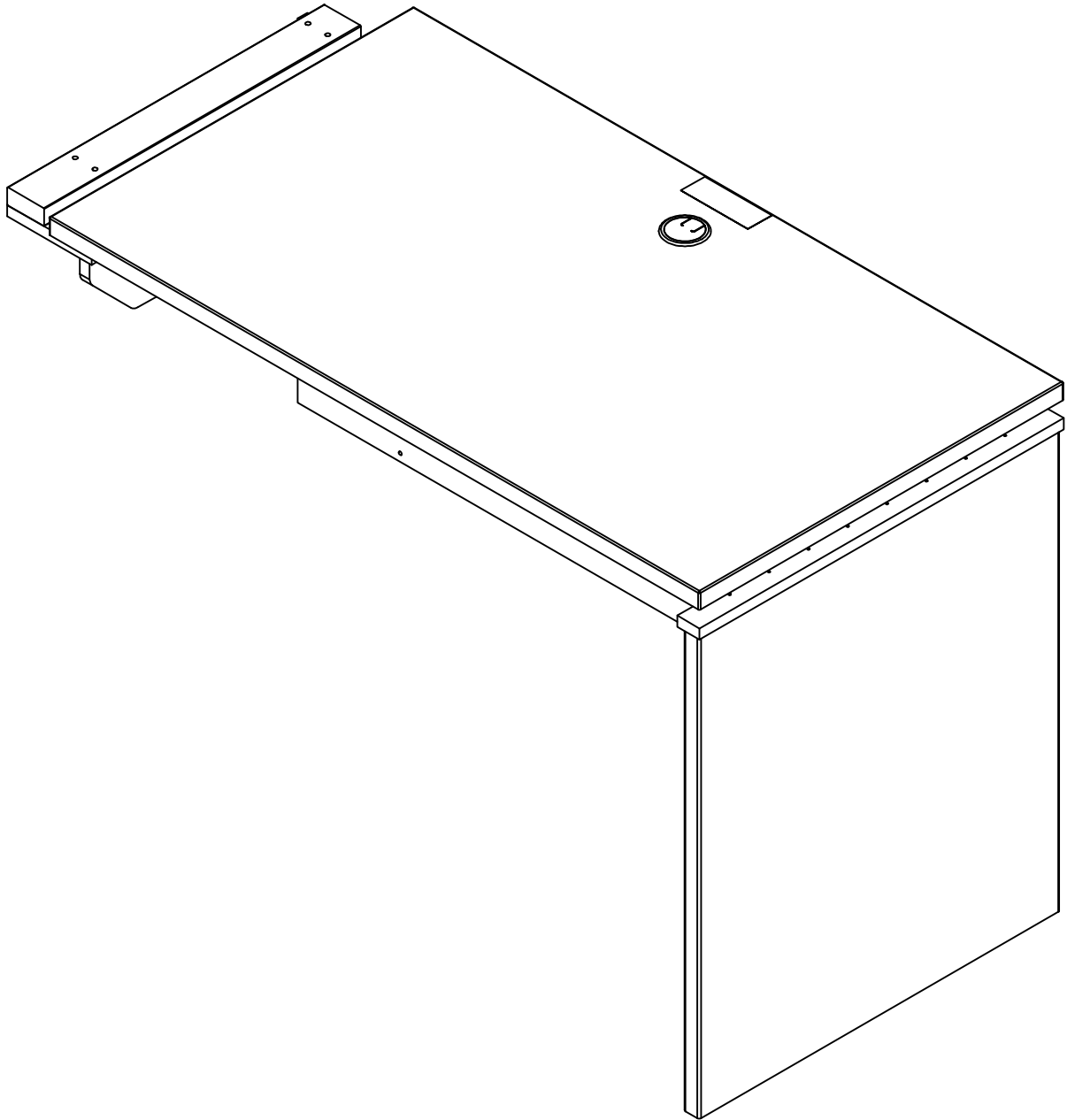



ASSEMBLY INSTRUCTIONS


Sit to Stand Return





NEED HELP?
Call 1-800-950-4782
www.bushbusinessfurniture.com

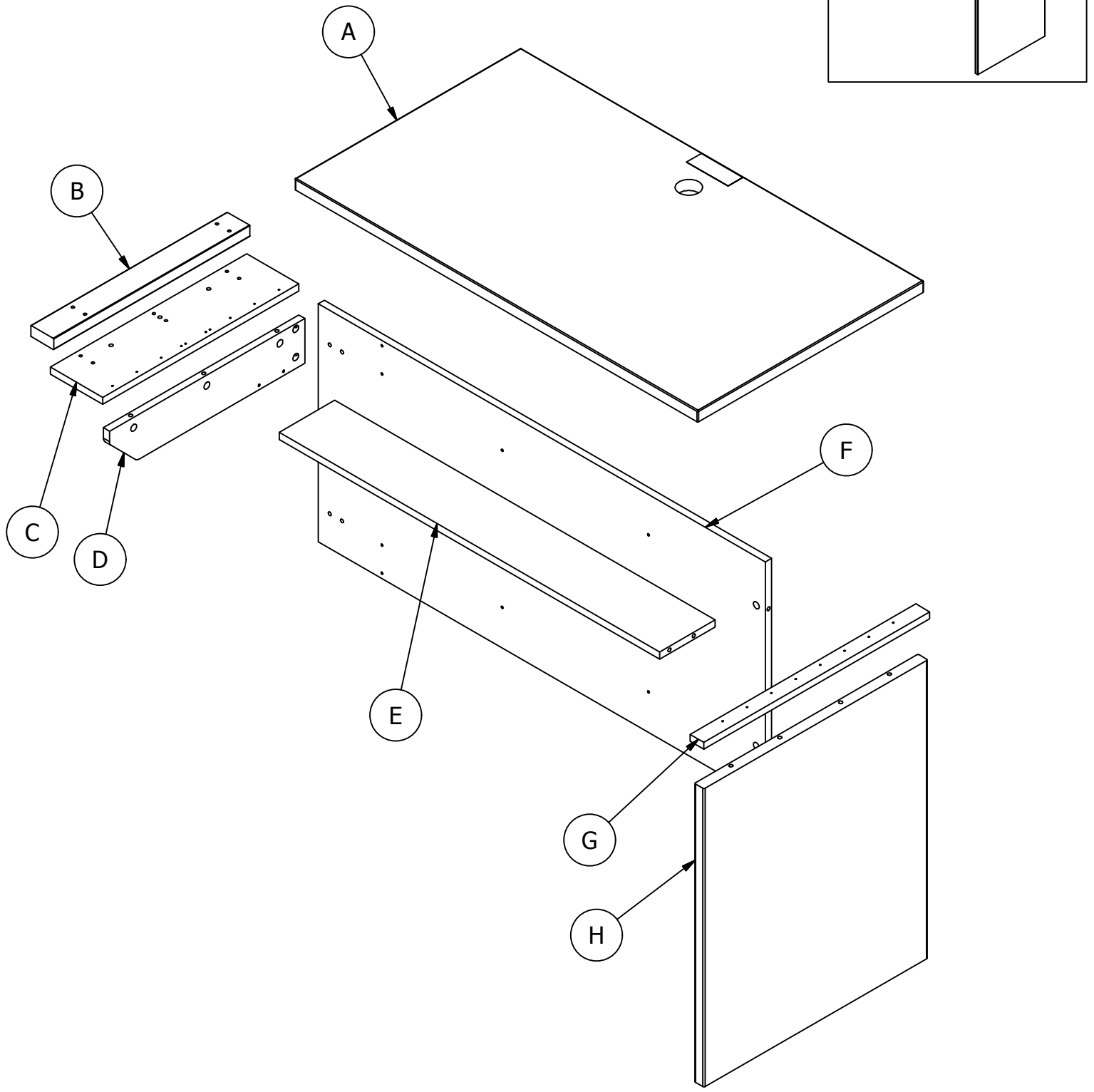
Lot Code #

	<h2>WARNING</h2>
<p>Units must be assembled with the instructions, parts and hardware provided. Improper assembly or use could cause structural failure, instability, tip over, and/or serious injury.</p>	
<p>Las unidades deben ser ensambladas de acuerdo a las instrucciones y usando el herraje incluido. El ensamblado incorrecto puede causar un fallo estructural, inestabilidad, o que la unidad se derrumbe, causando posibles heridas personales.</p>	
<p>Les unités doivent être assemblées avec les instructions et les matériels donnés. Si vous ne le construisez pas correctement ceci pourrait causer des dommages structuraux, instabilité, se renverser et blesser quelqu'un.</p>	

	<h2>WARNING</h2>
<p>Do not move unit when loaded. Doing so could cause instability, product collapse, tip over, and/or serious injury.</p>	
<p>No mueva la unidad cuando esté cargada. Hacerlo puede causar inestabilidad, que el producto se derrumbe, que se la caiga encima y/o heridas (golpes) serias.</p>	
<p>Ne pas déplacer l'unité lorsqu'elle est chargée. Faire ainsi peut causer l'instabilité, l'effondrement ou le renversement du meuble et/ou des endommagements sérieux.</p>	

 <h2>WARNING</h2>		
<p>Avoid Pinching! DO NOT put hands close to the structure when lifting or lowering the desk top.</p>	<p>Evite pellizcar! NO ponga las manos cerca de la estructura cuando levante o baje el escritorio.</p>	<p>Évitez de pincer! NE PLACEZ PAS les mains près de la structure lorsque vous soulevez ou abaissez le bureau.</p>

 <h2>CAUTION</h2>		
<p>Do not sit on adjustable height work surface. Maximum load 20 lbs (9 kg). For use with computer monitor, keyboard, and light work.</p>	<p>No se sienta en una superficie de trabajo de altura ajustable. Carga máxima 20 lbs (9 kg). Para usar con monitor de computadora, teclado y trabajo ligero.</p>	<p>Ne vous asseyez pas sur une surface de travail à hauteur réglable. Charge maximale de 9 kg (20 lb). À utiliser avec un écran d'ordinateur, un clavier et des travaux légers.</p>



WC12984

A	1	S189255	TOP SHELF
B	1	W189150	SPACER
C	1	W189151	MOUNTING PLATE
D	1	W189152	SIDE SUPPORT
E	1	W189167	MODESTY SUPPORT PANEL
F	1	W189168	MODESTY PANEL
G	1	W189169	MOUNTING RAIL
H	1	W189170	SIDE PANEL


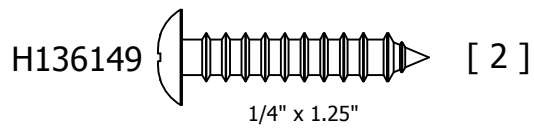
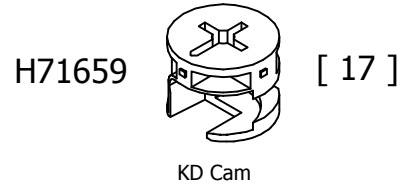
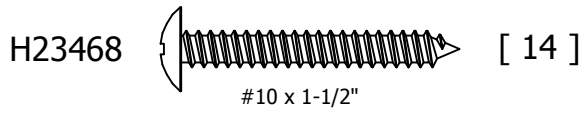
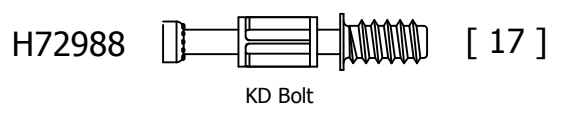
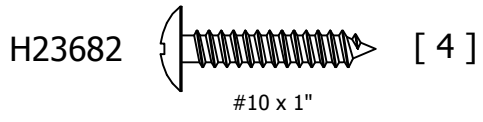
WC24584

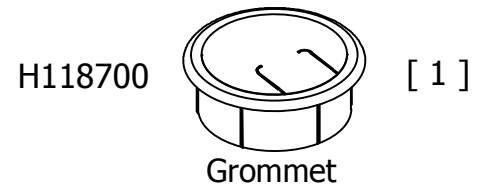
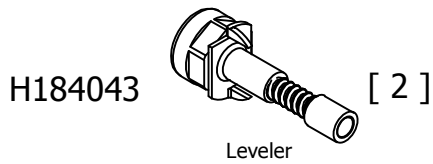
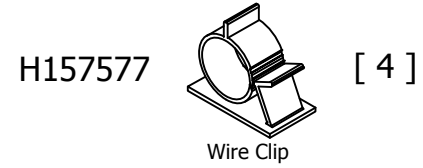
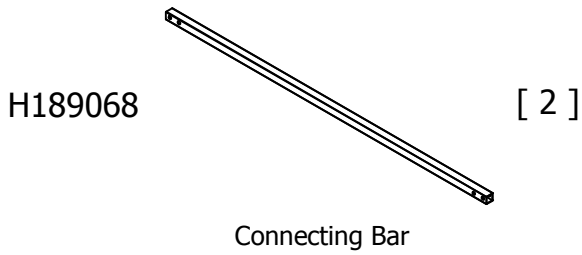
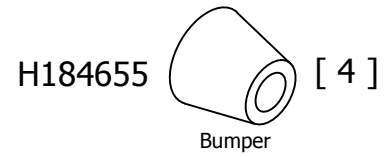
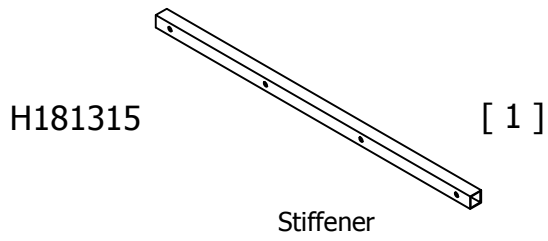
A	1	S189256	TOP SHELF
B	1	W189156	SPACER
C	1	W189157	MOUNTING PLATE
D	1	W189158	SIDE SUPPORT
E	1	W189171	MODESTY SUPPORT PANEL
F	1	W189172	MODESTY PANEL
G	1	W189173	MOUNTING RAIL
H	1	W189174	SIDE PANEL

WC24484

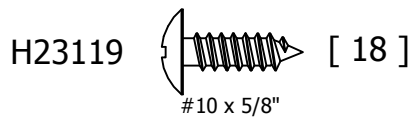
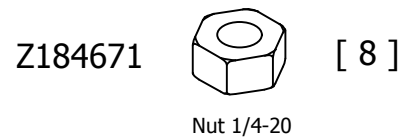
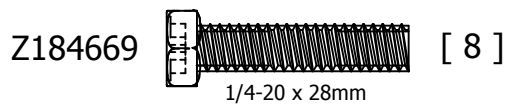
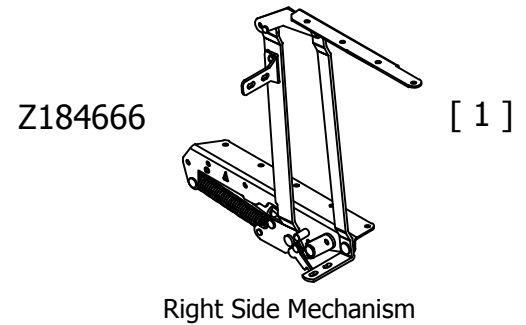
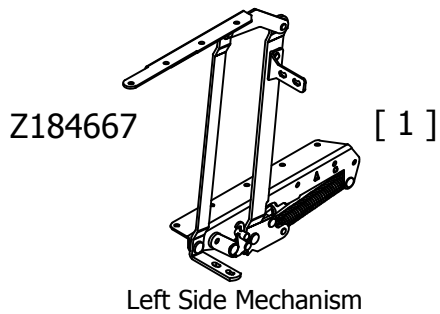
A	1	S189256	TOP SHELF
B	1	W189161	SPACER
C	1	W189162	MOUNTING PLATE
D	1	W189163	SIDE SUPPORT
E	1	W189175	MODESTY SUPPORT PANEL
F	1	W189176	MODESTY PANEL
G	1	W189177	MOUNTING RAIL
H	1	W189178	SIDE PANEL

Fasteners are shown in actual size.
 los fijadores son demostrados en su tamaño actual.
 les attaches sont montrées dans l'échelle grandeur.

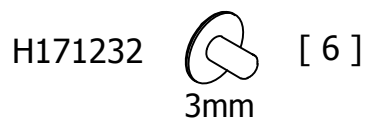
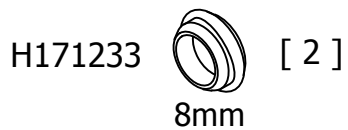
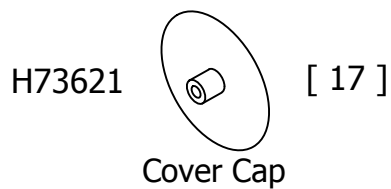




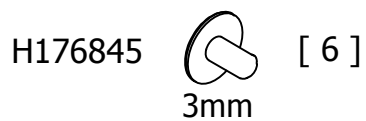
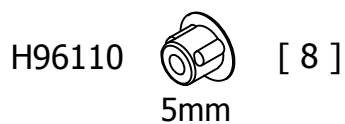
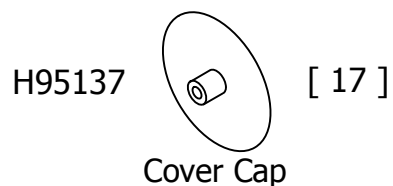
Q184665 Sit to Stand Mechanism



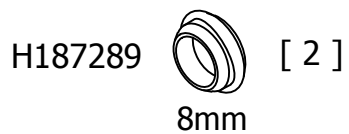
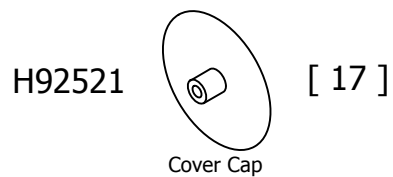
WC12984



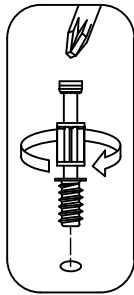
WC24584



WC24484

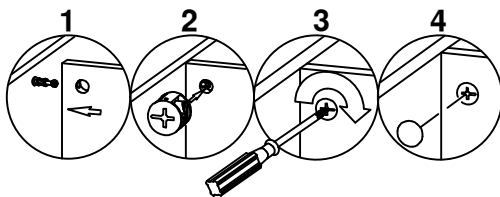
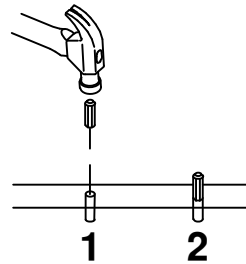


Common assembly techniques.
 Técnica común de ensamblaje.
 Techniques communes d'assemblage.



- Use a screwdriver with H72988.
- Favor de usar un desarmador con el tornillo H72988.
- Utilisez un tournevis avec H72988.

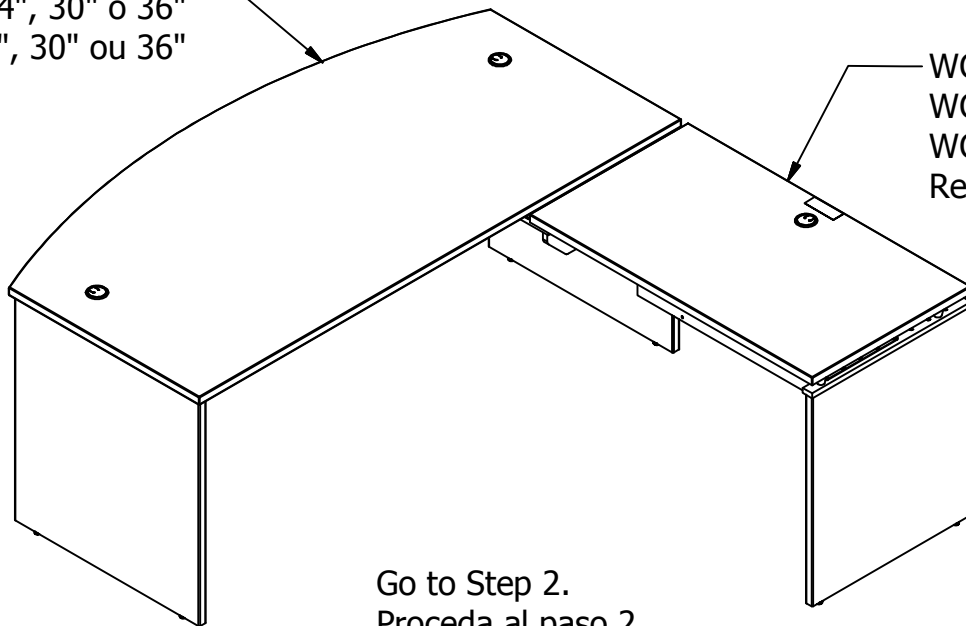
- Wood dowel installation.
- Instalación del tornillo de madera.
- Installation de chevilles de bois.



- Panel to panel attachment.
- Fijación de tablero con tablero.
- Fixation d'un panneau à l'autre

Right mounting option
 Opción para montura derecha
 Option droite de montage

24", 30" or 36" Desk
 Escritorio de 24", 30" o 36"
 Bureau 24", 30" ou 36"

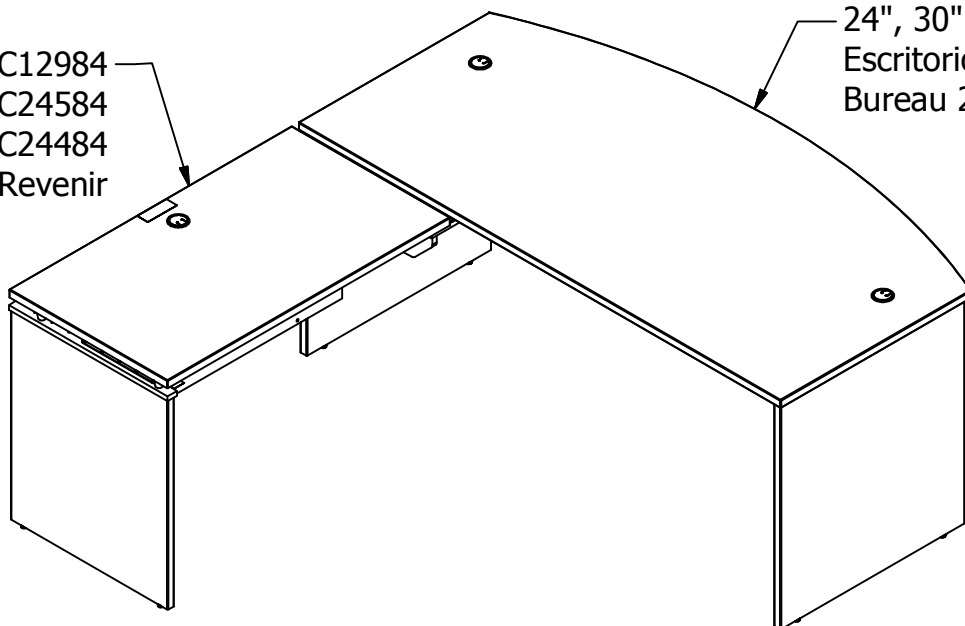


WC12984
 WC24584
 WC24484
 Return/Regreso/Revenir

Go to Step 2.
 Proceda al paso 2.
 Allez à l'étape 2.

Left mounting option
 Opción para montura izquierda
 Option gauche de montage

WC12984
 WC24584
 WC24484
 Return/Regreso/Revenir



24", 30" or 36" Desk
 Escritorio de 24", 30" o 36"
 Bureau 24", 30" ou 36"

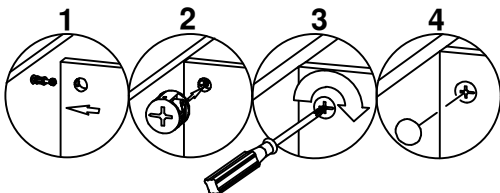
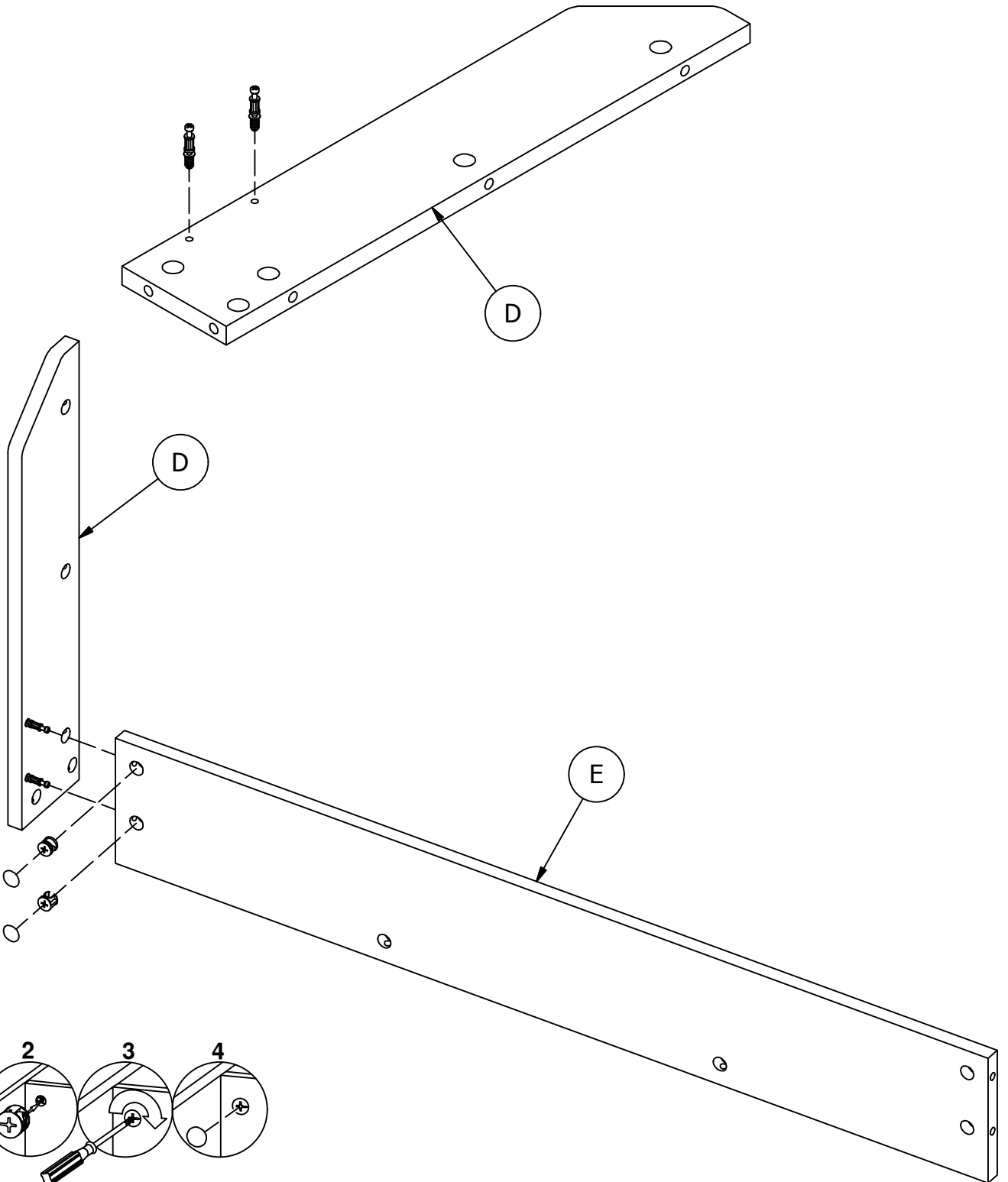
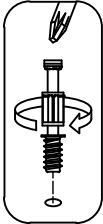
Go to Step 15.
 Proceda al paso 15.
 Allez à l'étape 15.

Right mounting option
Opción para montura derecha
Option droite de montage

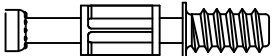
H72988 [2]
KD Bolt

H71659 [2]
KD Cam

[2]
Cover Cap

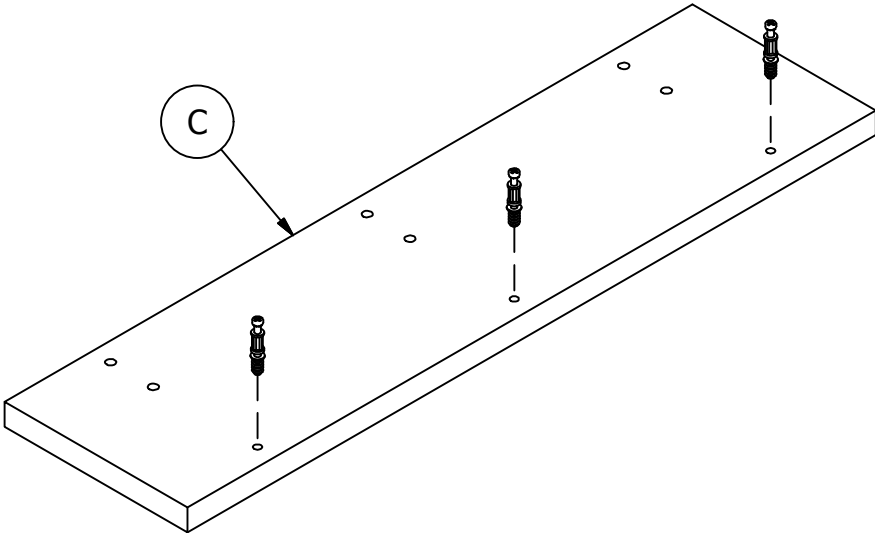
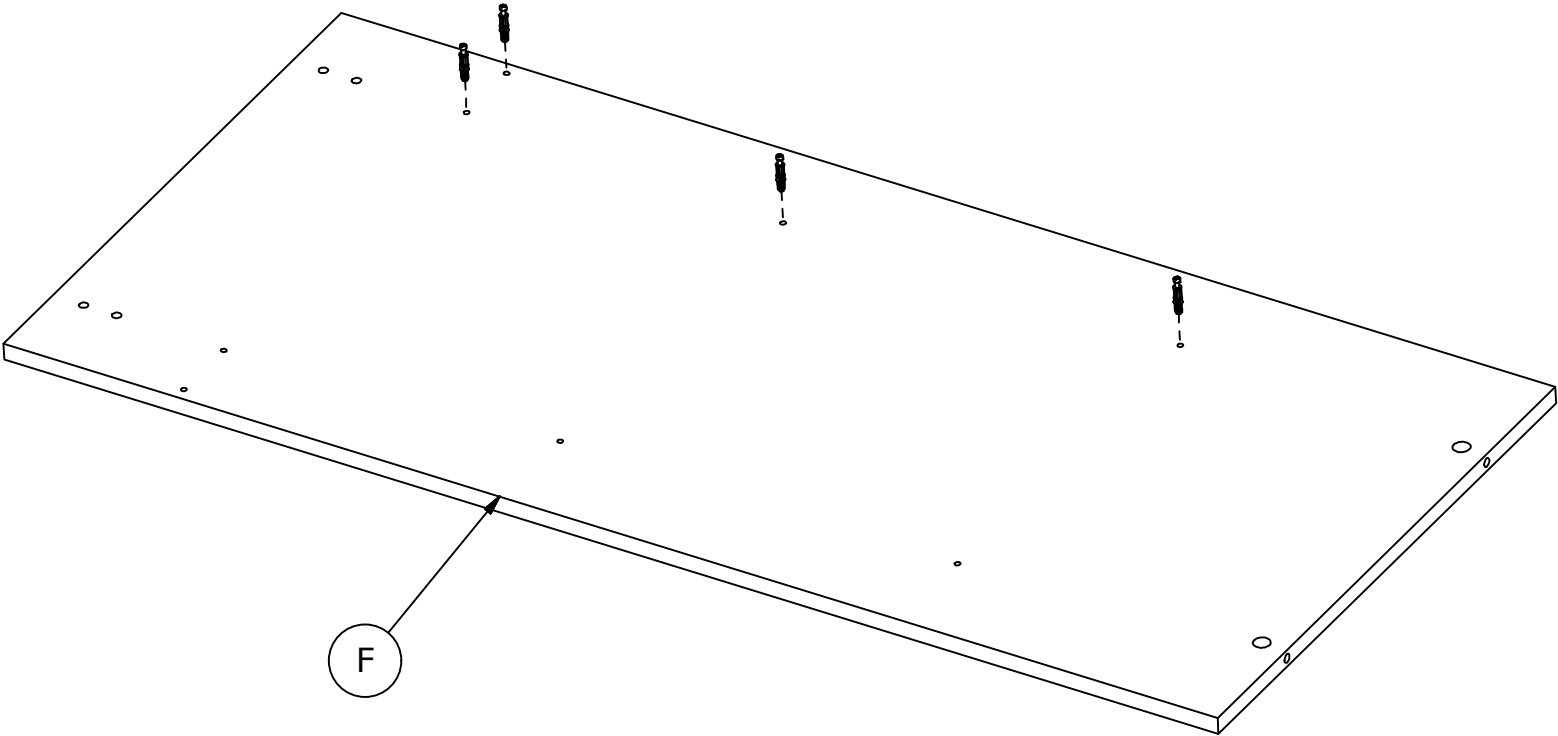
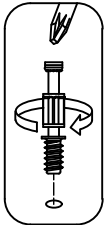


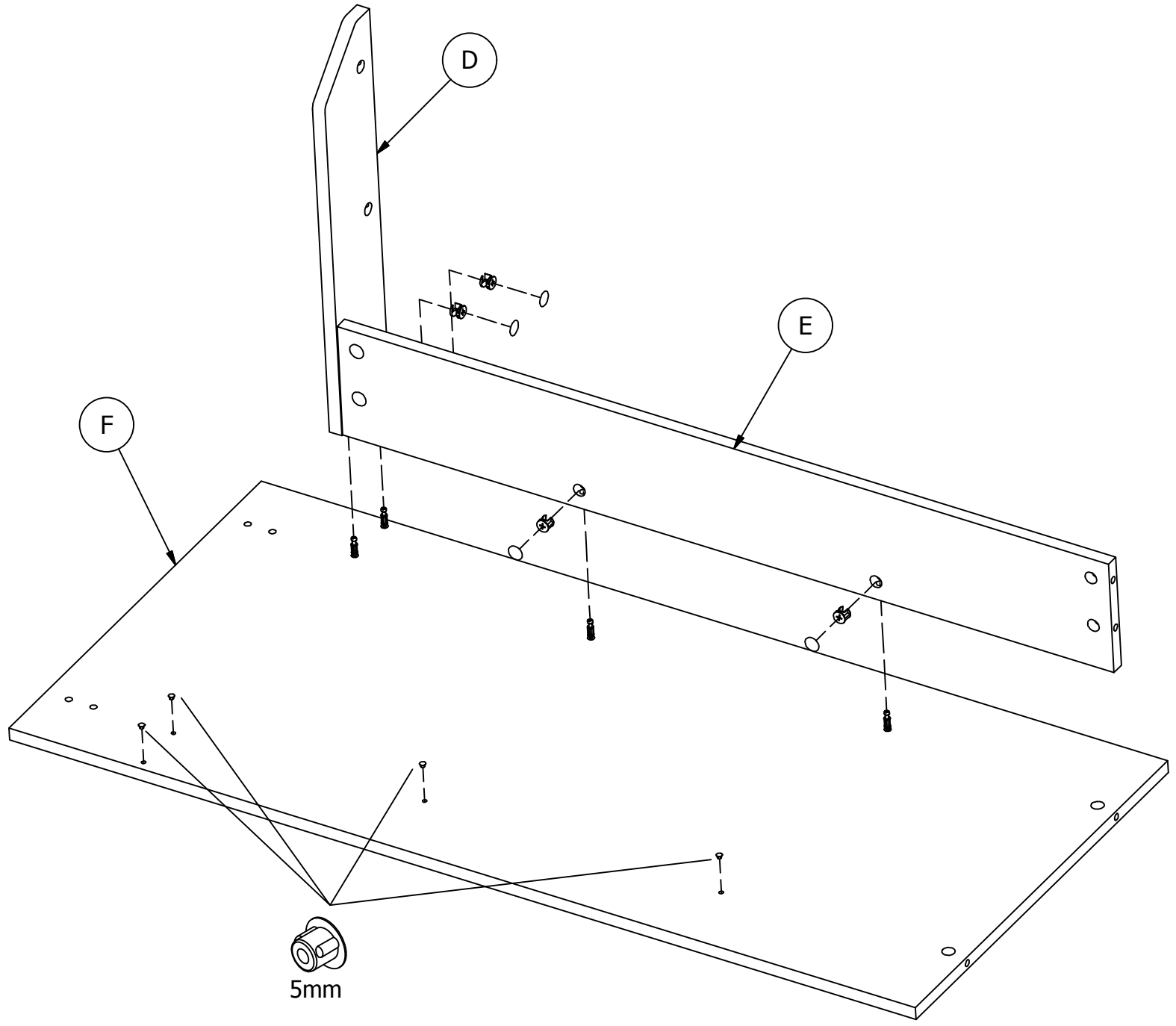
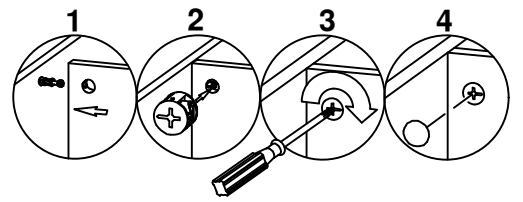
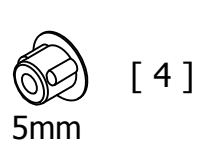
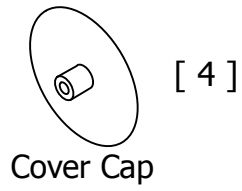
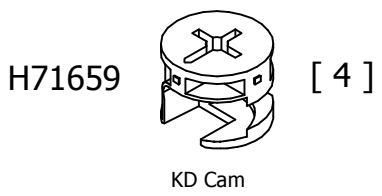
H72988



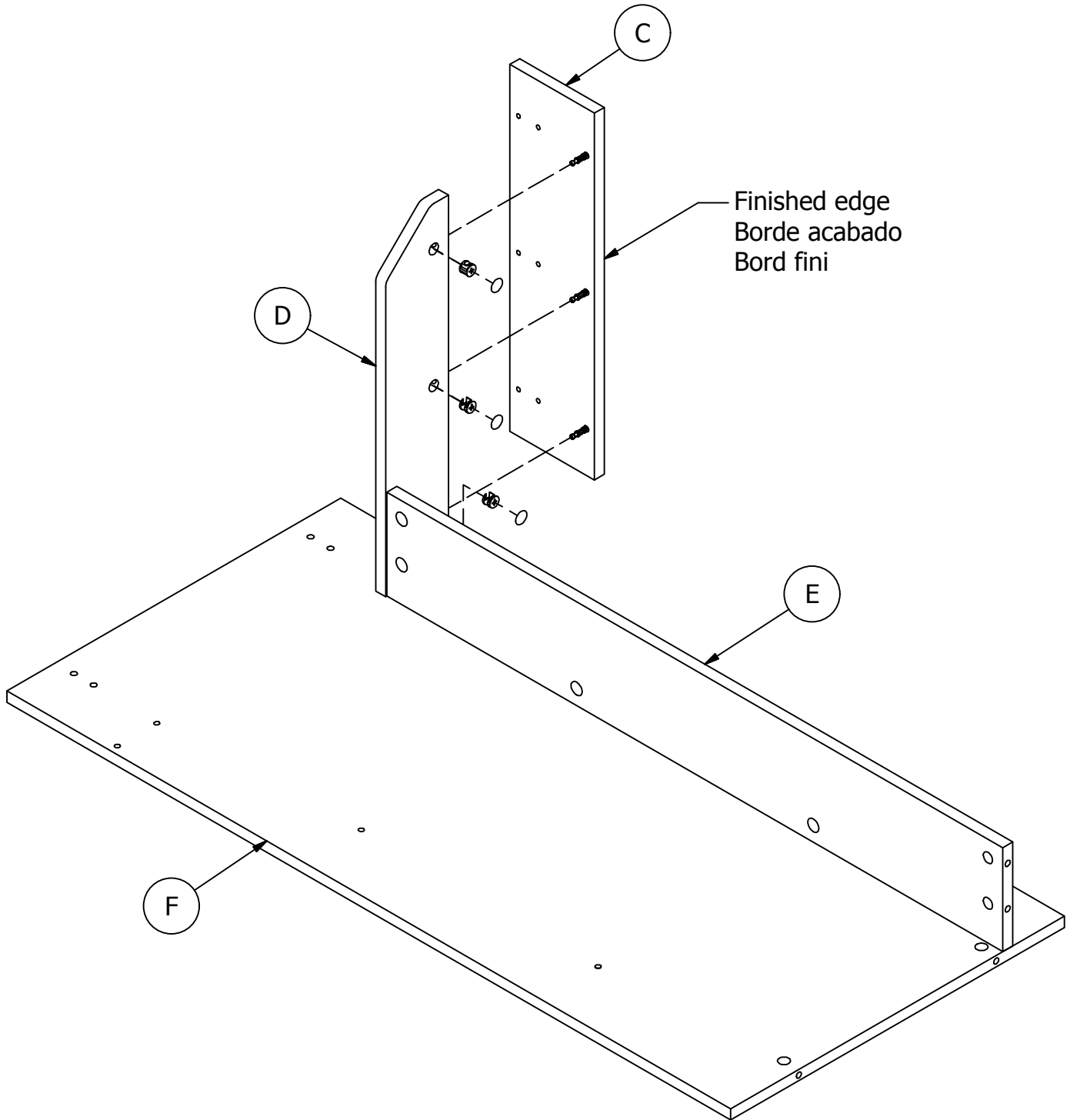
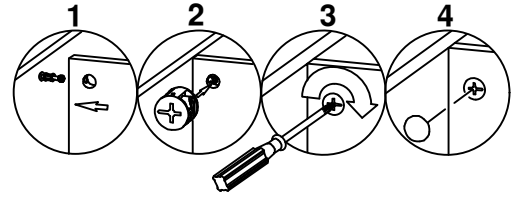
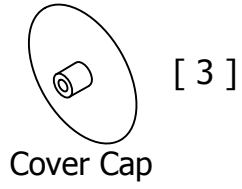
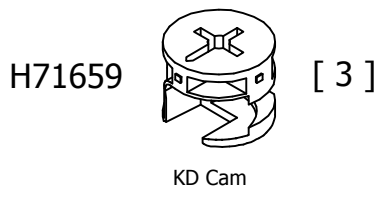
[7]

KD Bolt

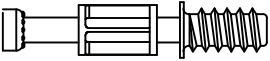




An assistant may be required.
Un asistente puede ser necesario.
L'aide d'une autre personne peut s'averer necessaire.



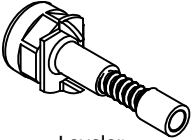
H72988



[8]

KD Bolt

H184043



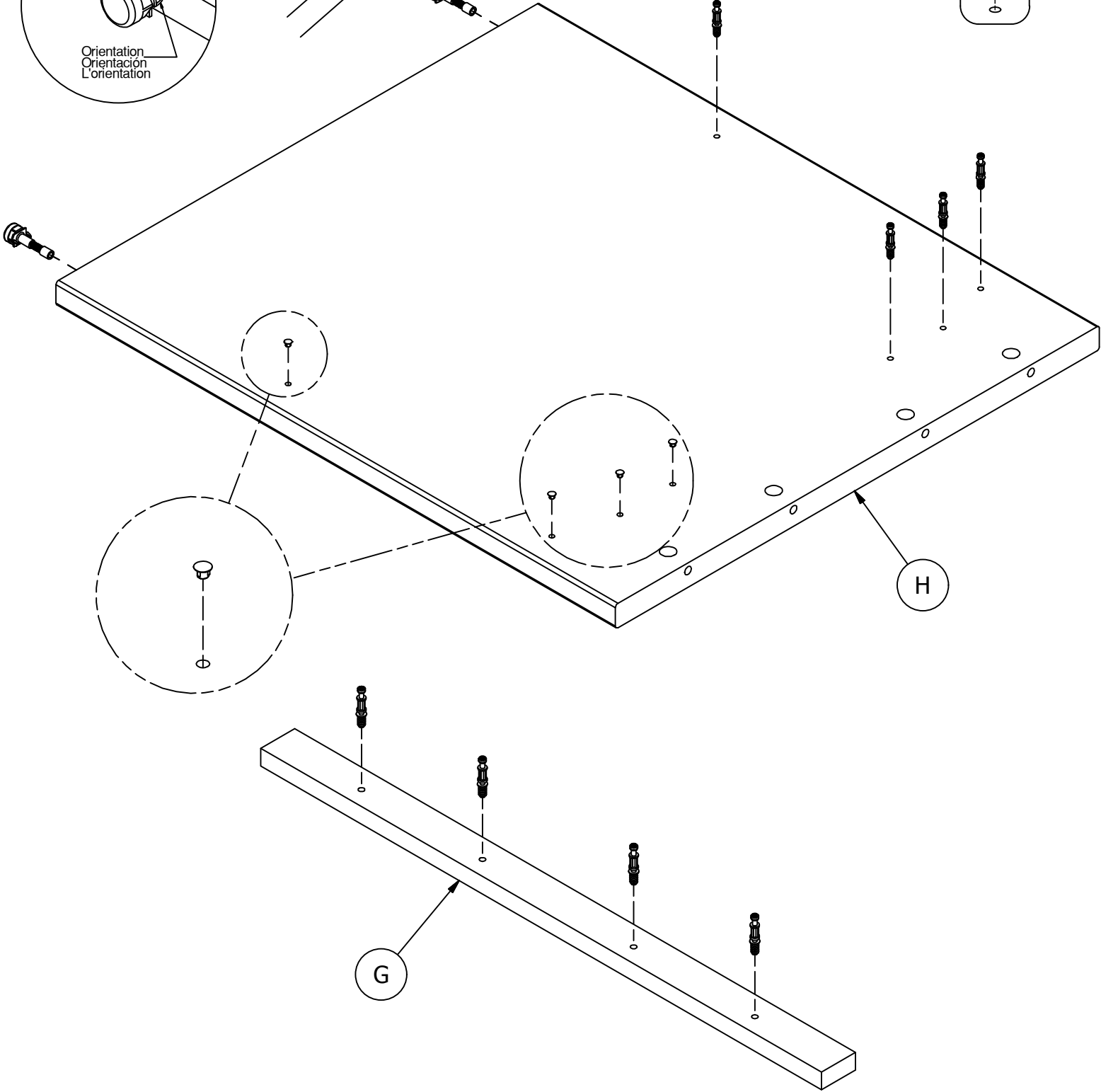
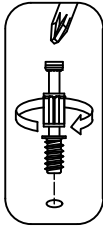
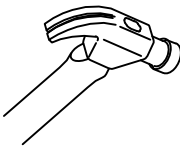
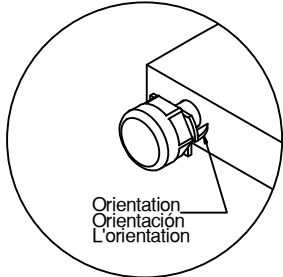
[2]

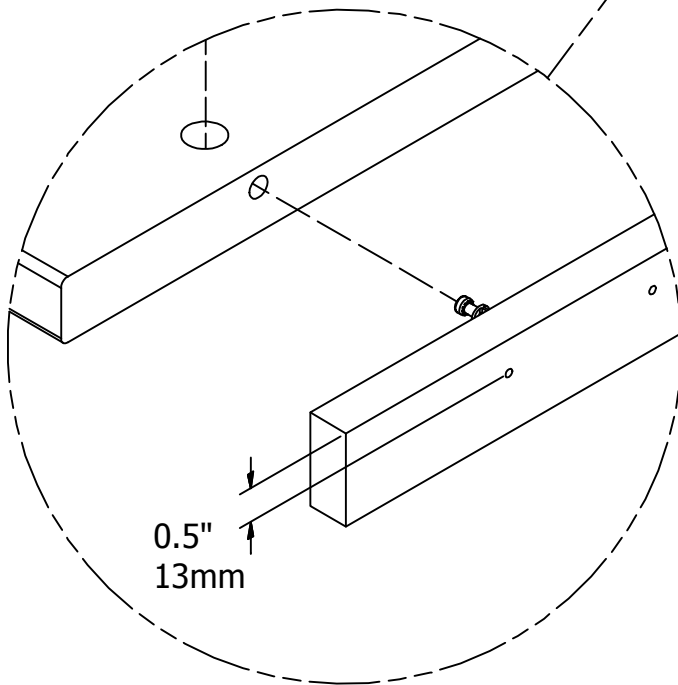
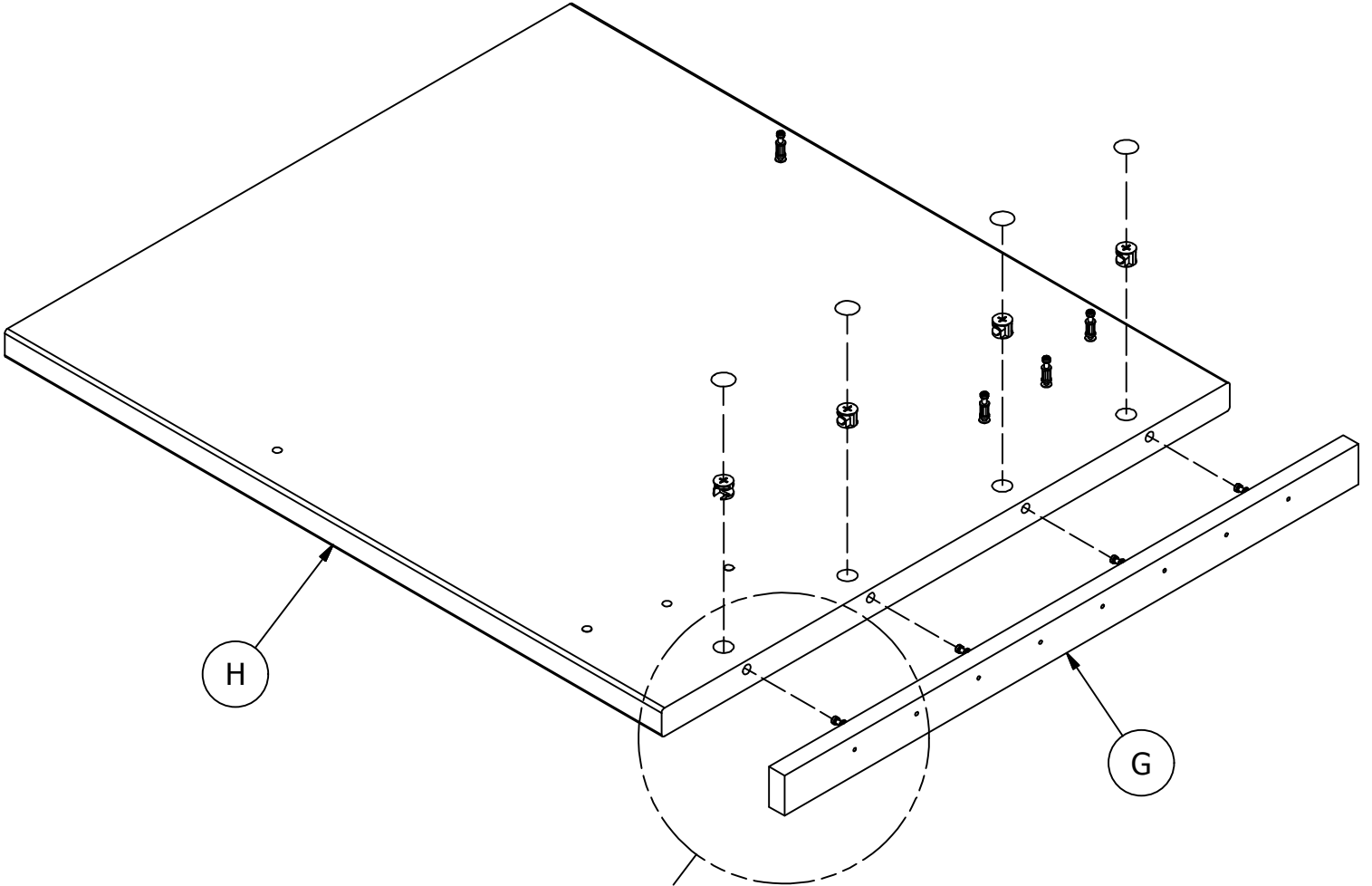
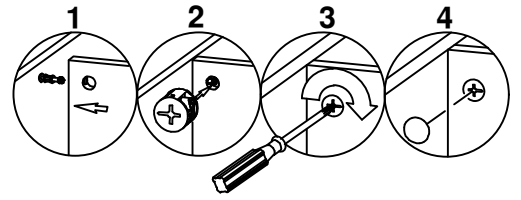
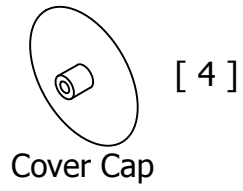
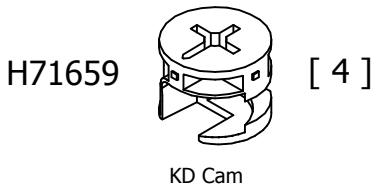
Leveler

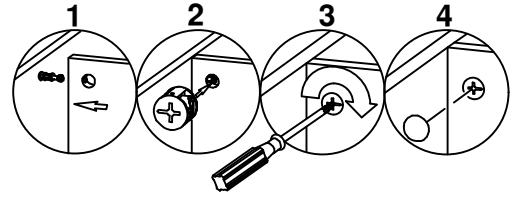
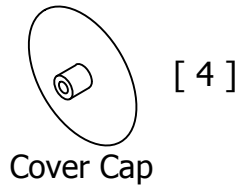
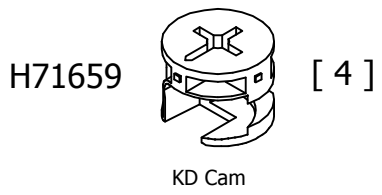


[4]

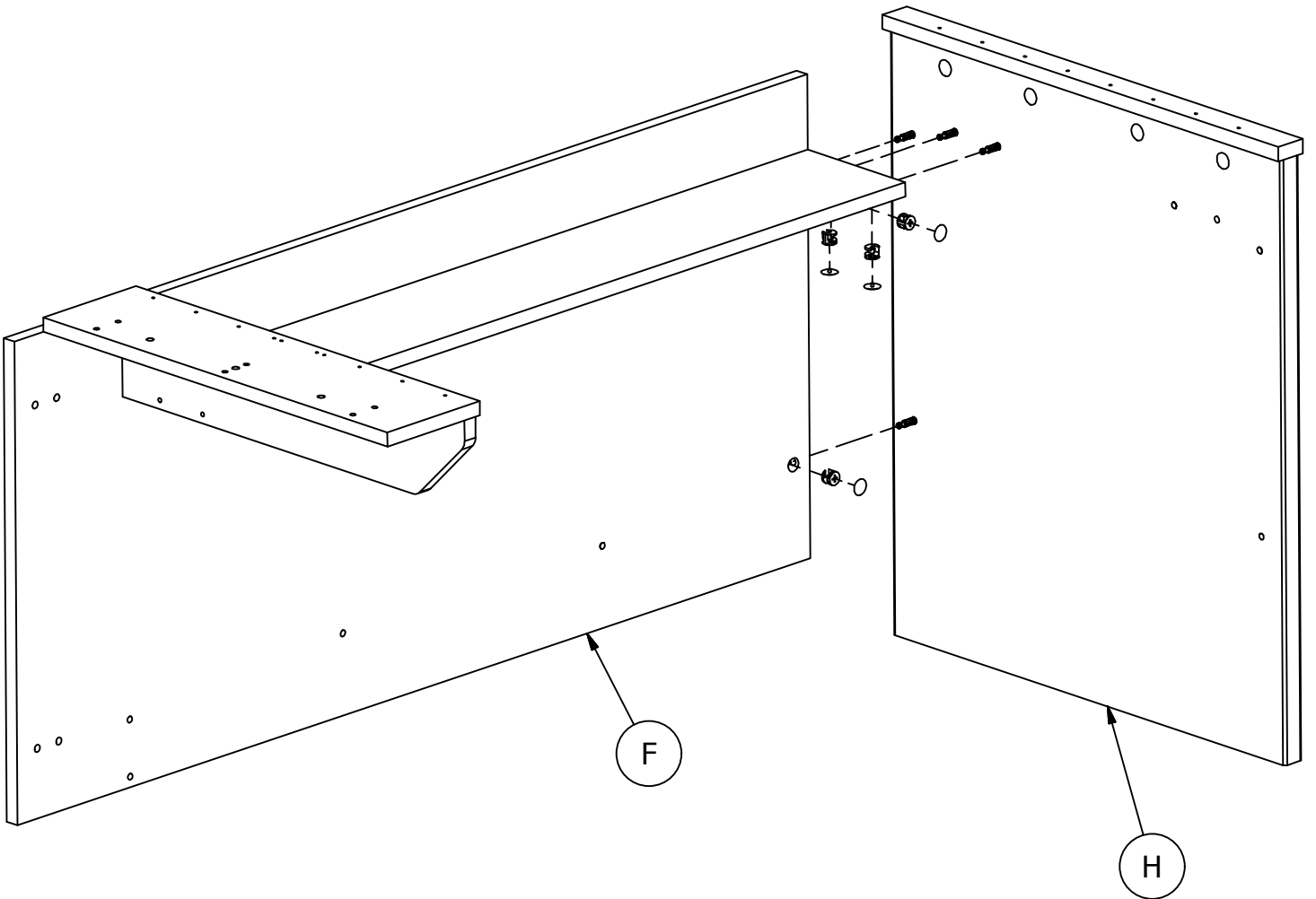
5mm



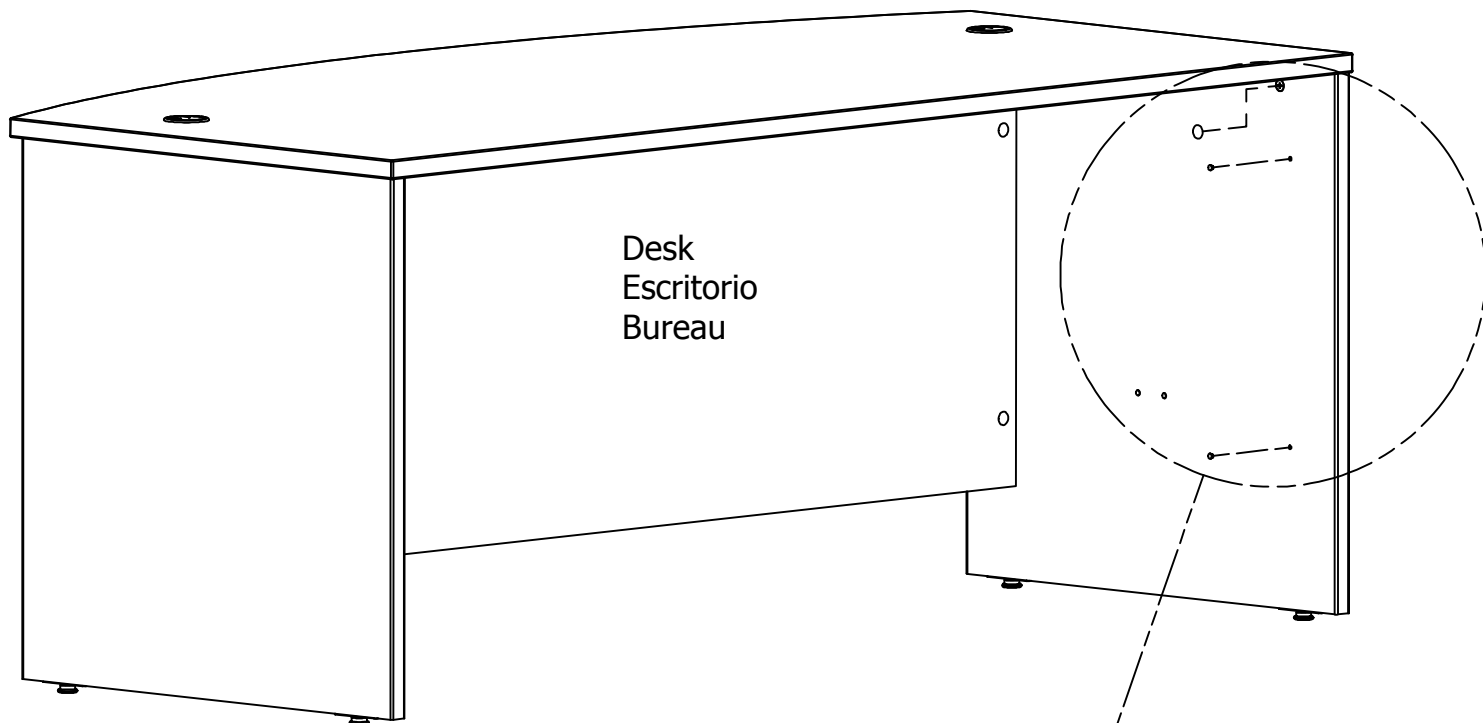




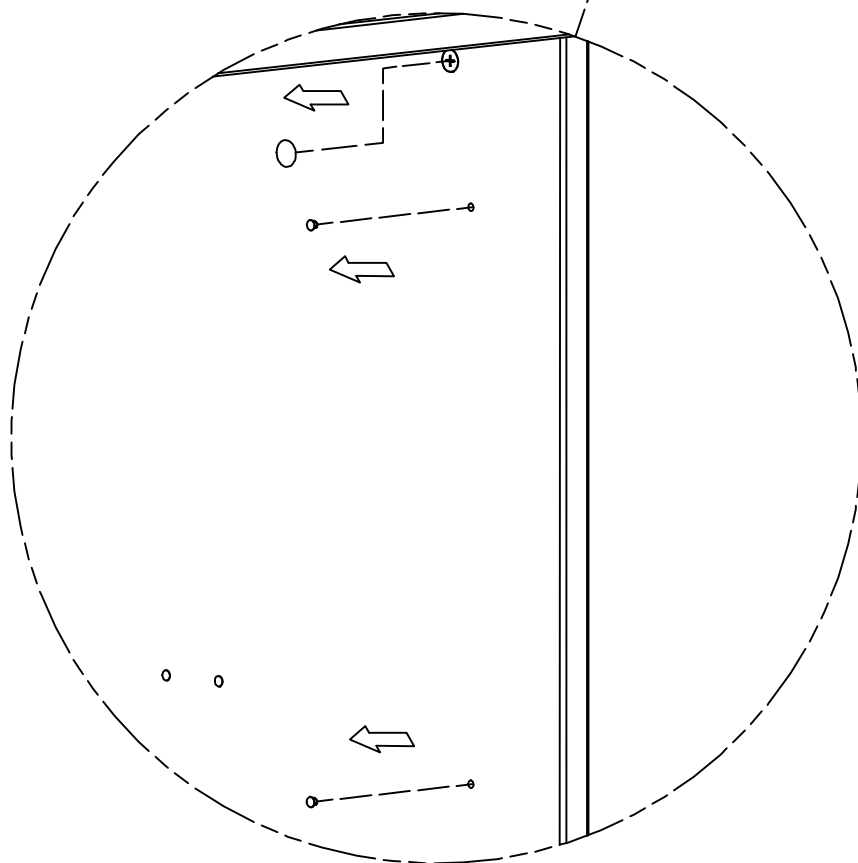
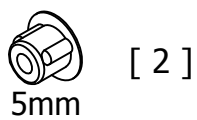
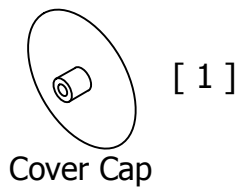
An assistant is required.
Es necesario un ayudante.
Un assistant est nécessaire.




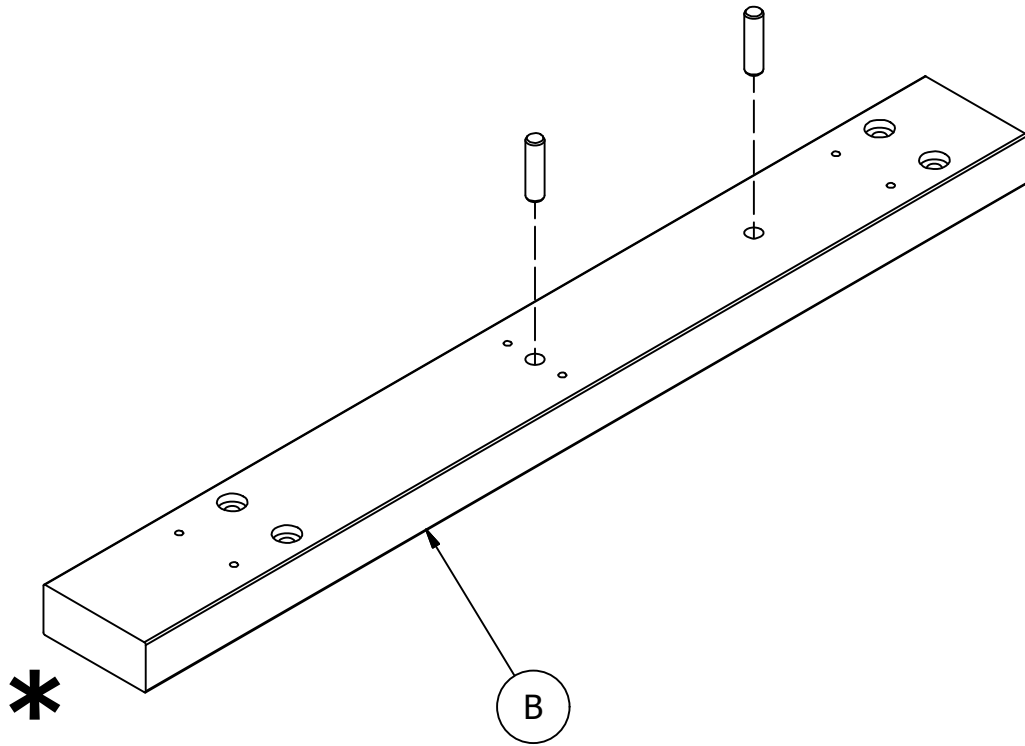
Left Desk Mounting
Montaje de escritorio izquierdo
Montage de bureau gauche



Remove & Discard
Eliminar y desechar
Supprimer et rejeter

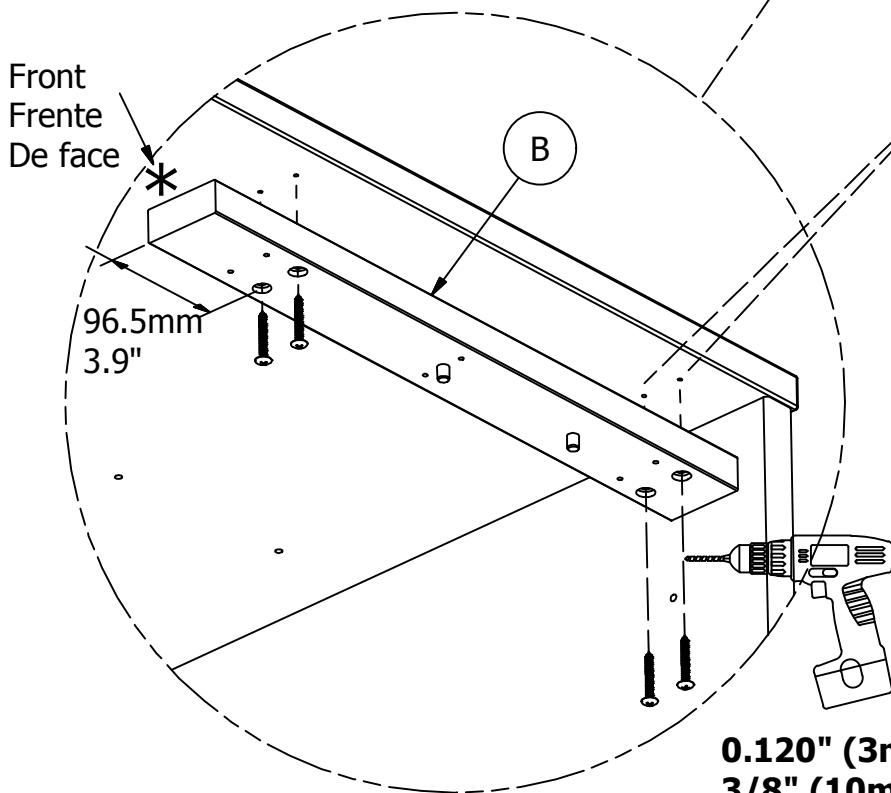
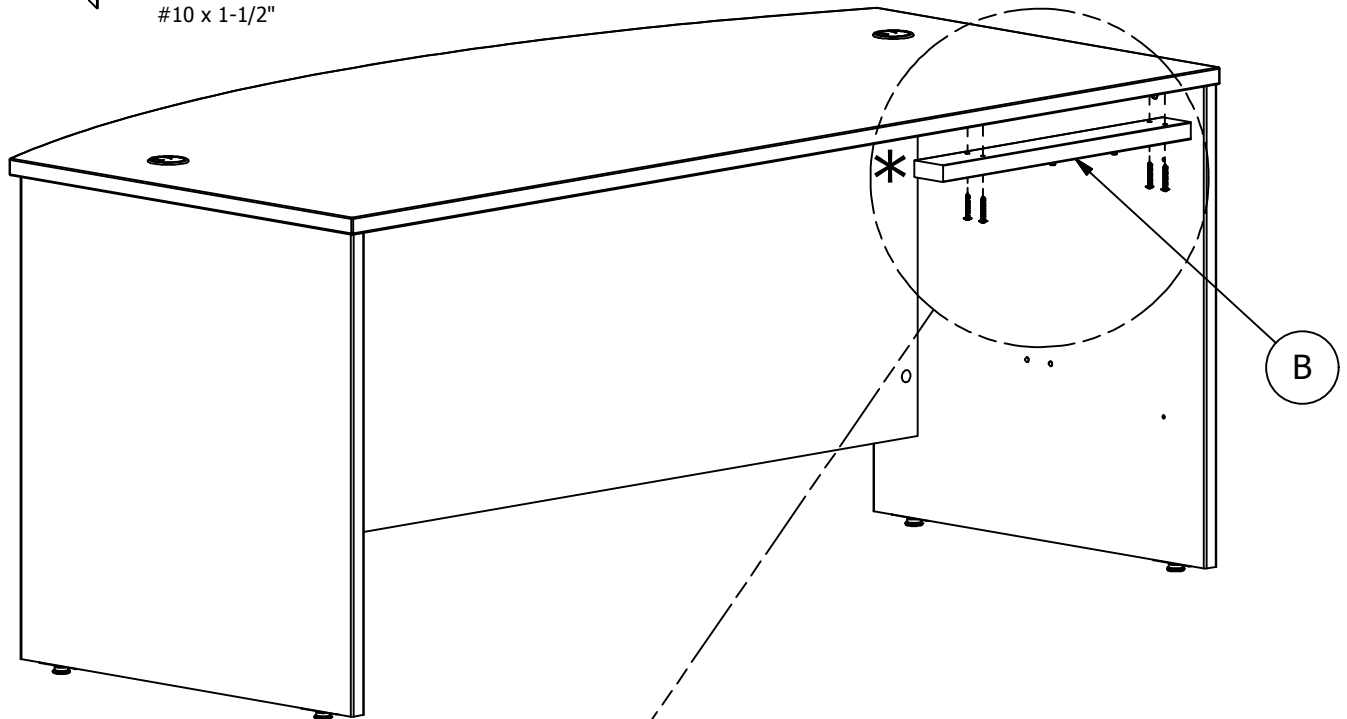
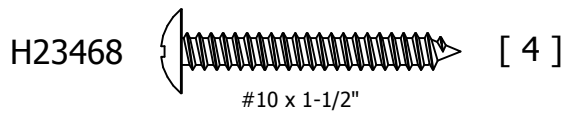


H38169  [2]
Wood Dowel 8 x 30



*
Front
Frente
De face

Assemble in final location.
 Arme la unidad en el lugar destinado.
 Assemblez en position finale



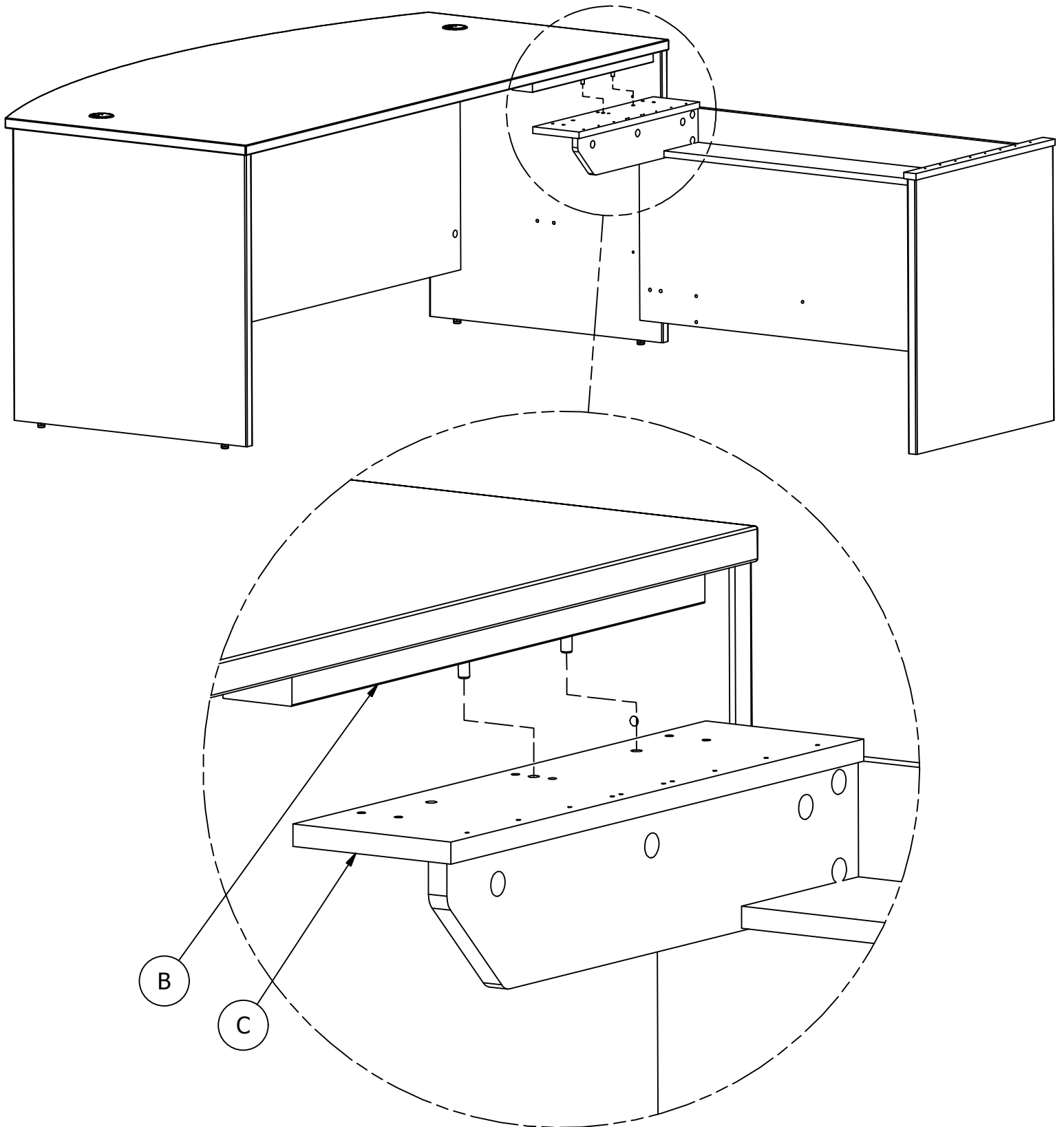
If rear mounting holes do not exist:
 1.) Attach front screws
 2.) Drill rear holes
 3.) Attach rear screws

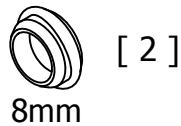
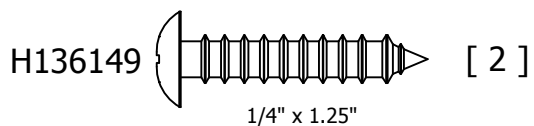
Si no existen orificios de montaje traseros:
 1.) Coloque los tornillos frontales
 2.) Perforar agujeros traseros
 3.) Fixer les vis arrièr

Si les trous de montage arrièr n'existent pas:
 1.) Fixer les vis avant
 2.) Percer les trous arrièr
 3.) Coloque los tornillos traseros

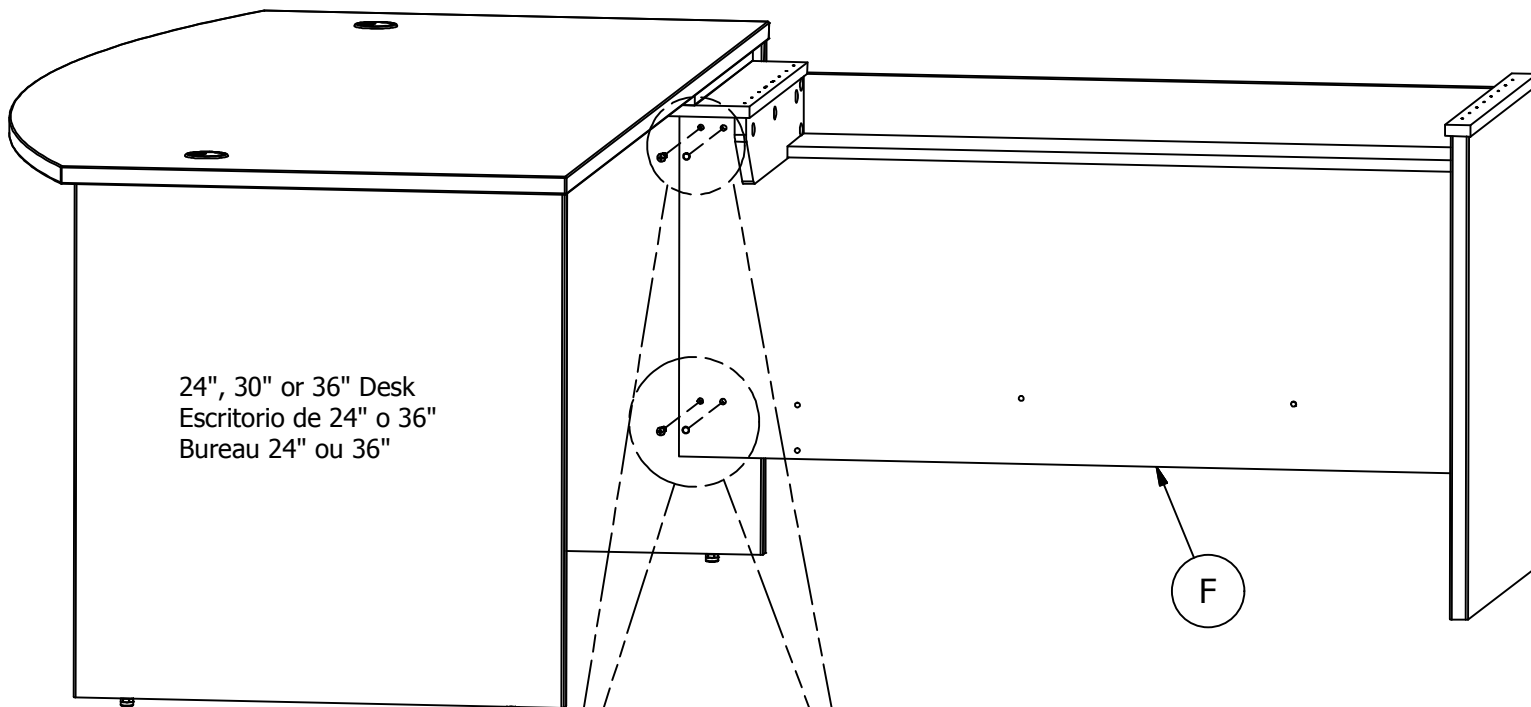
An assistant may be required.
 Un asistente puede ser necesario.
 L'aide d'une autre personne peut s'averer necessaire.

An assistant is required.
Es necesario un ayudante.
Un assistant est nécessaire.





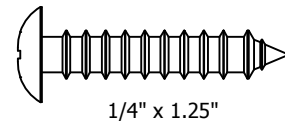
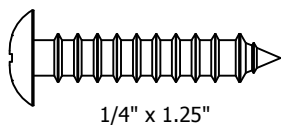
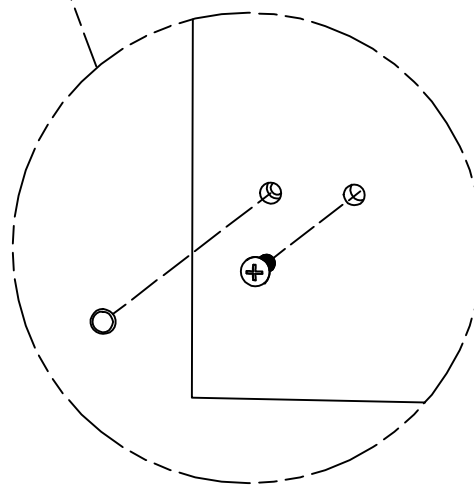
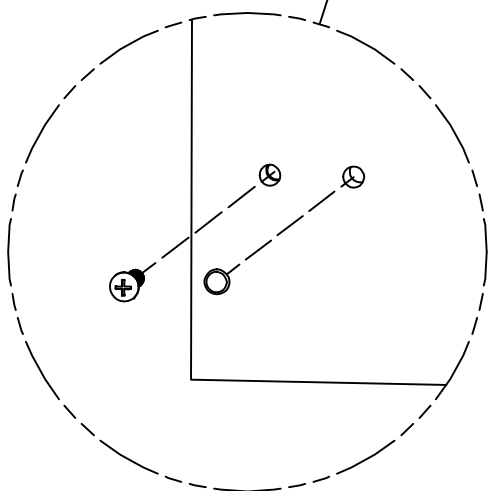
An assistant is required.
Es necesario un ayudante.
Un assistant est nécessaire.



30" or 36" Desk
Escritorio de 30" o 36"
Bureau de 30" ou 36"

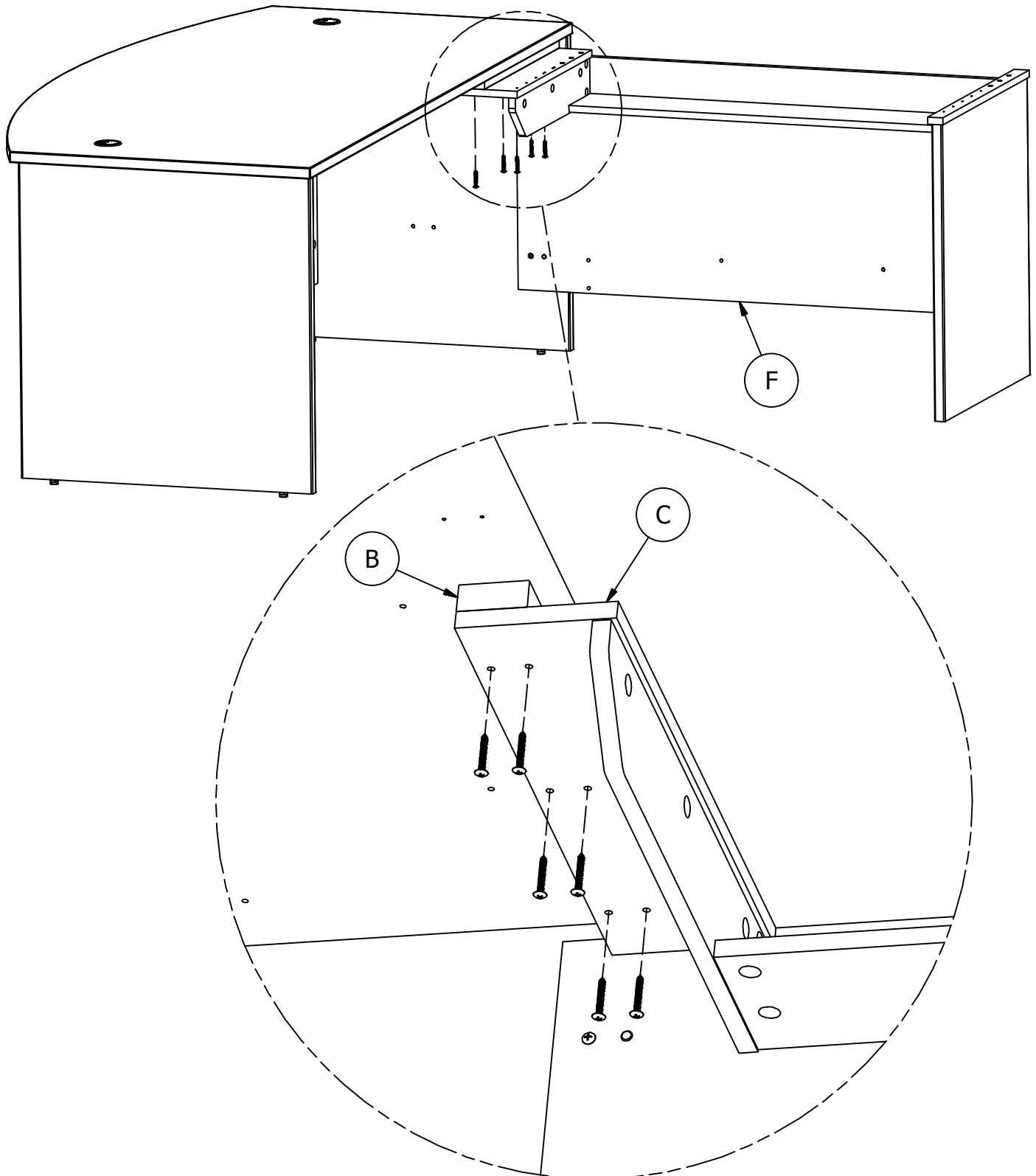
or
o
ou

24" Desk
Escritorio de 24"
Bureau de 24"



H23468 [6]
#10 x 1-1/2"

An assistant is required.
Es necesario un ayudante.
Un assistant est nécessaire.



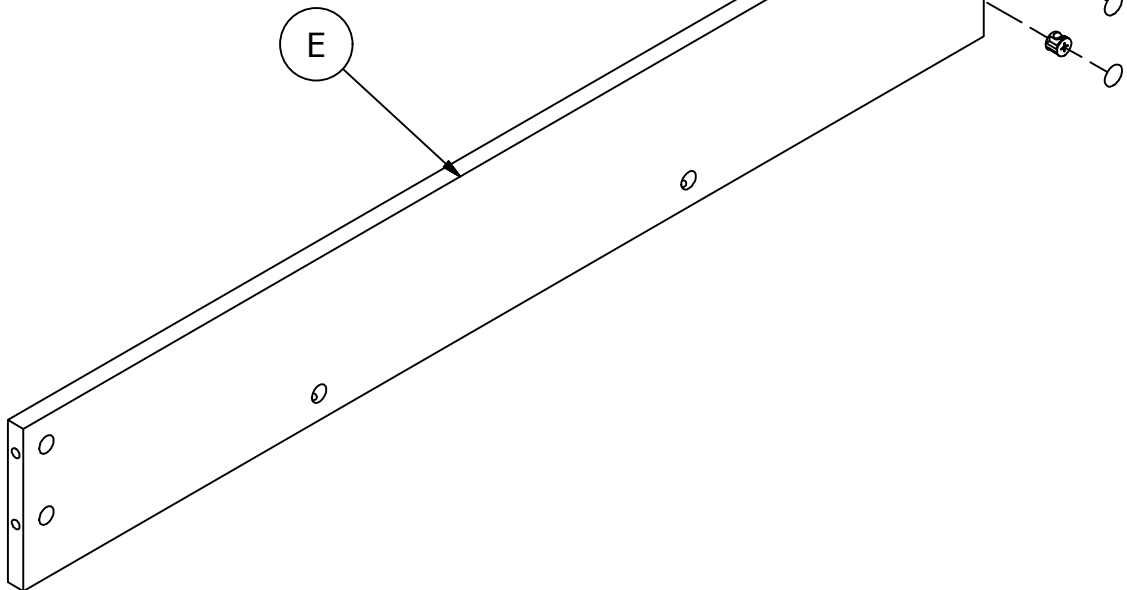
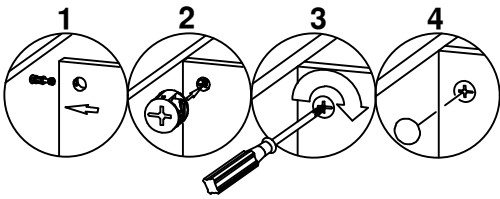
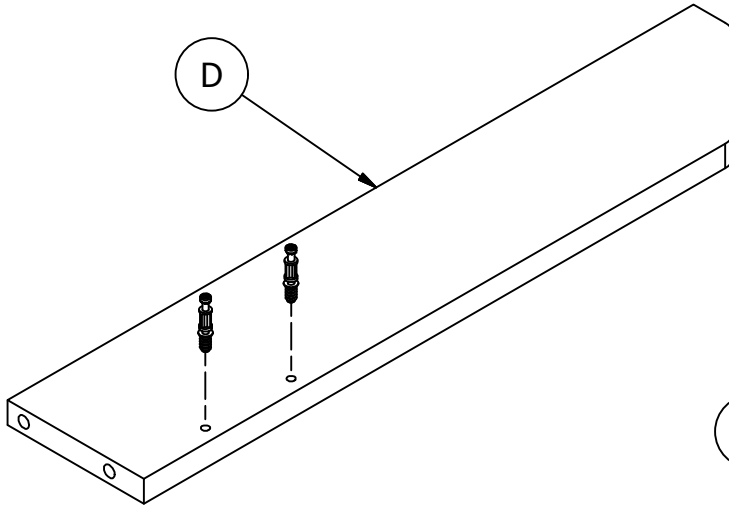
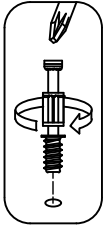
Go to Step 28.
Proceda al paso 28.
Allez à l'étape 28.

Left mounting option
Opción para montura izquierda
Option gauche de montage

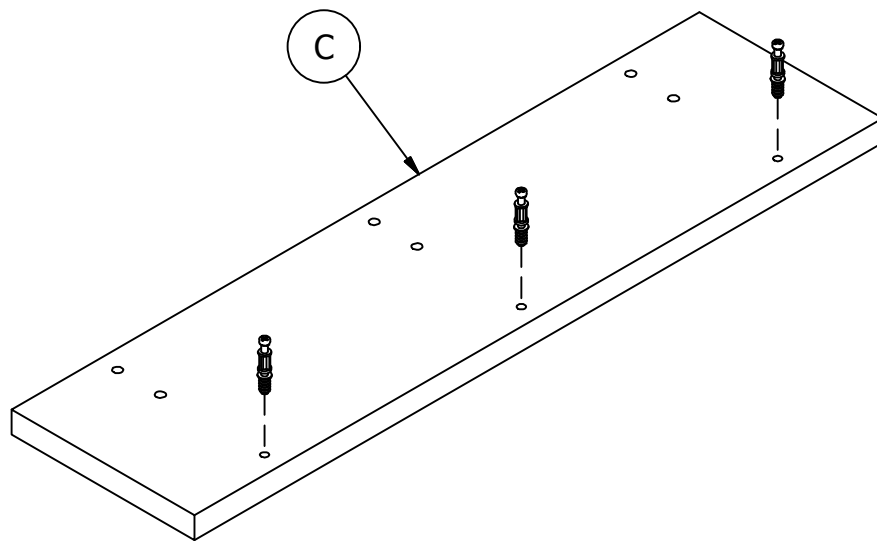
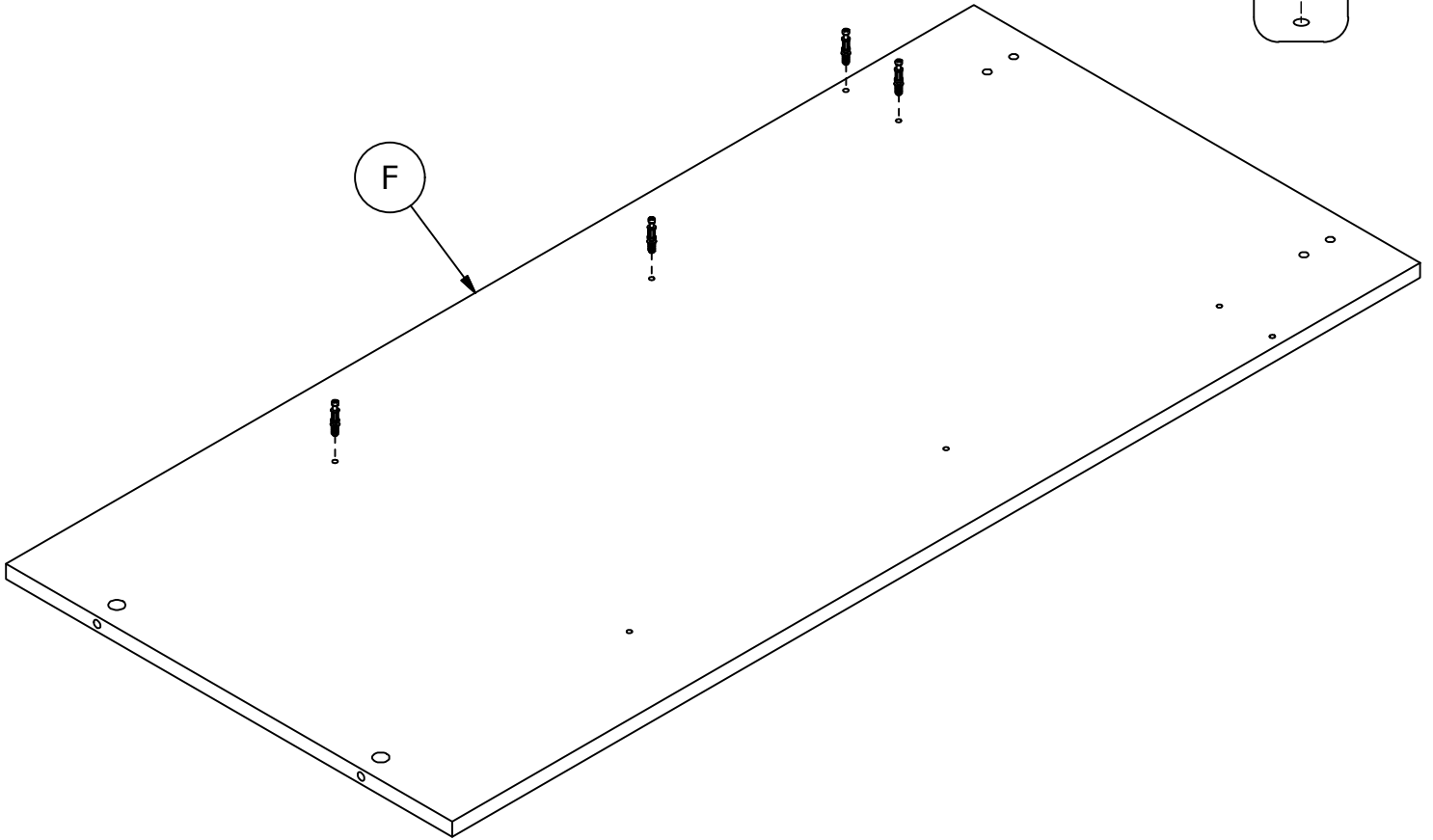
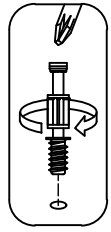
H72988 [2]
KD Bolt

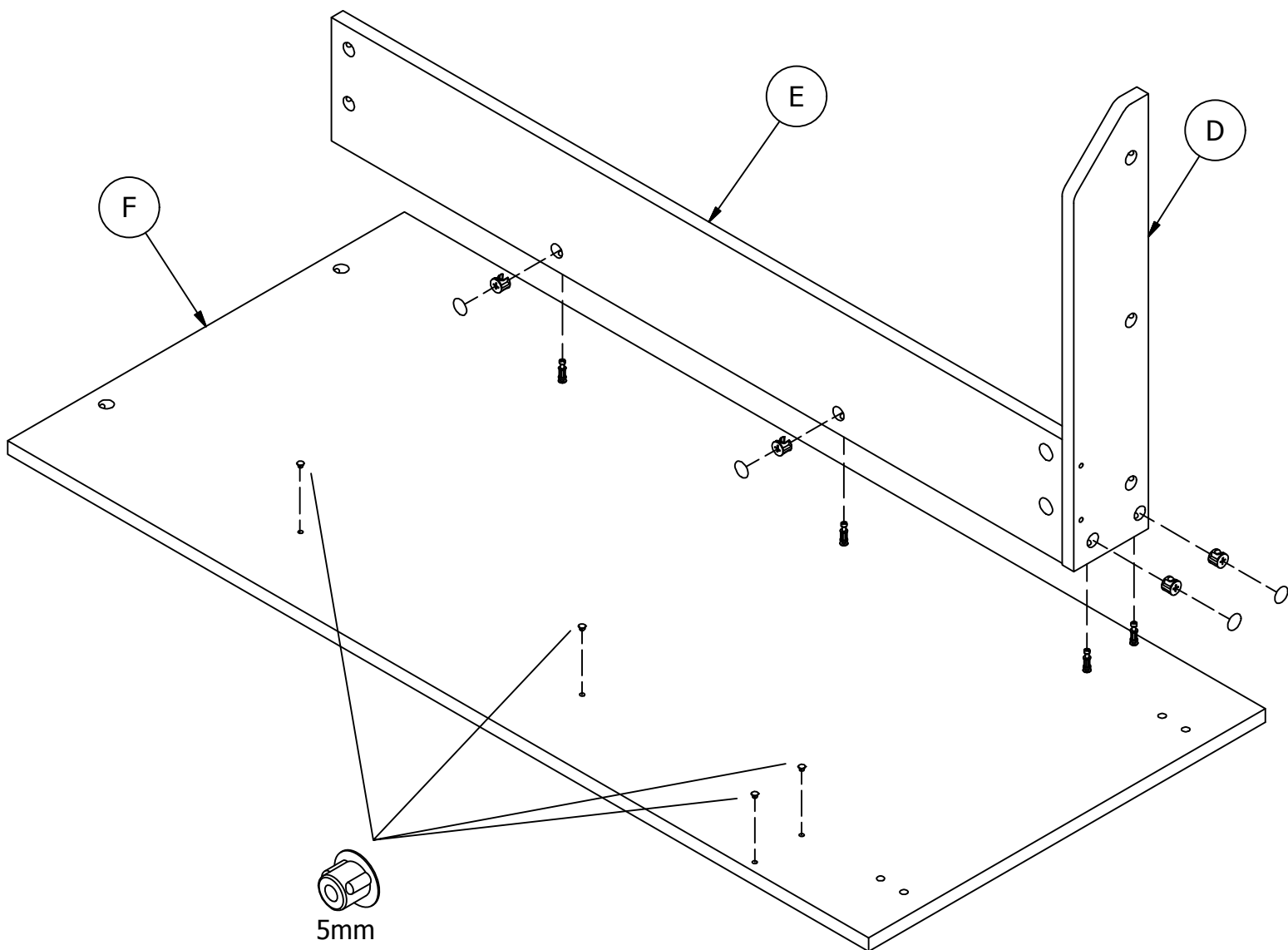
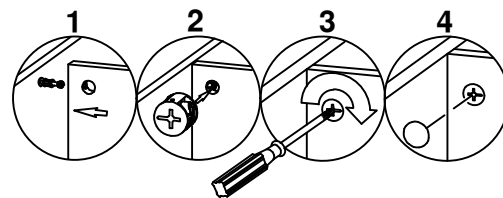
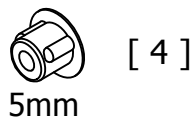
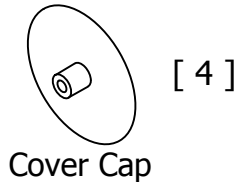
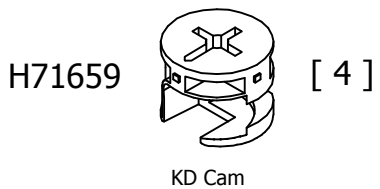
H71659 [2]
KD Cam

[2]
Cover Cap



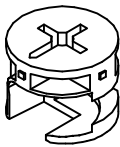
H72988 [7]
KD Bolt





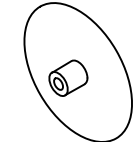
An assistant may be required.
 Un asistente puede ser necesario.
 L'aide d'une autre personne peut s'averer necessaire.

H71659



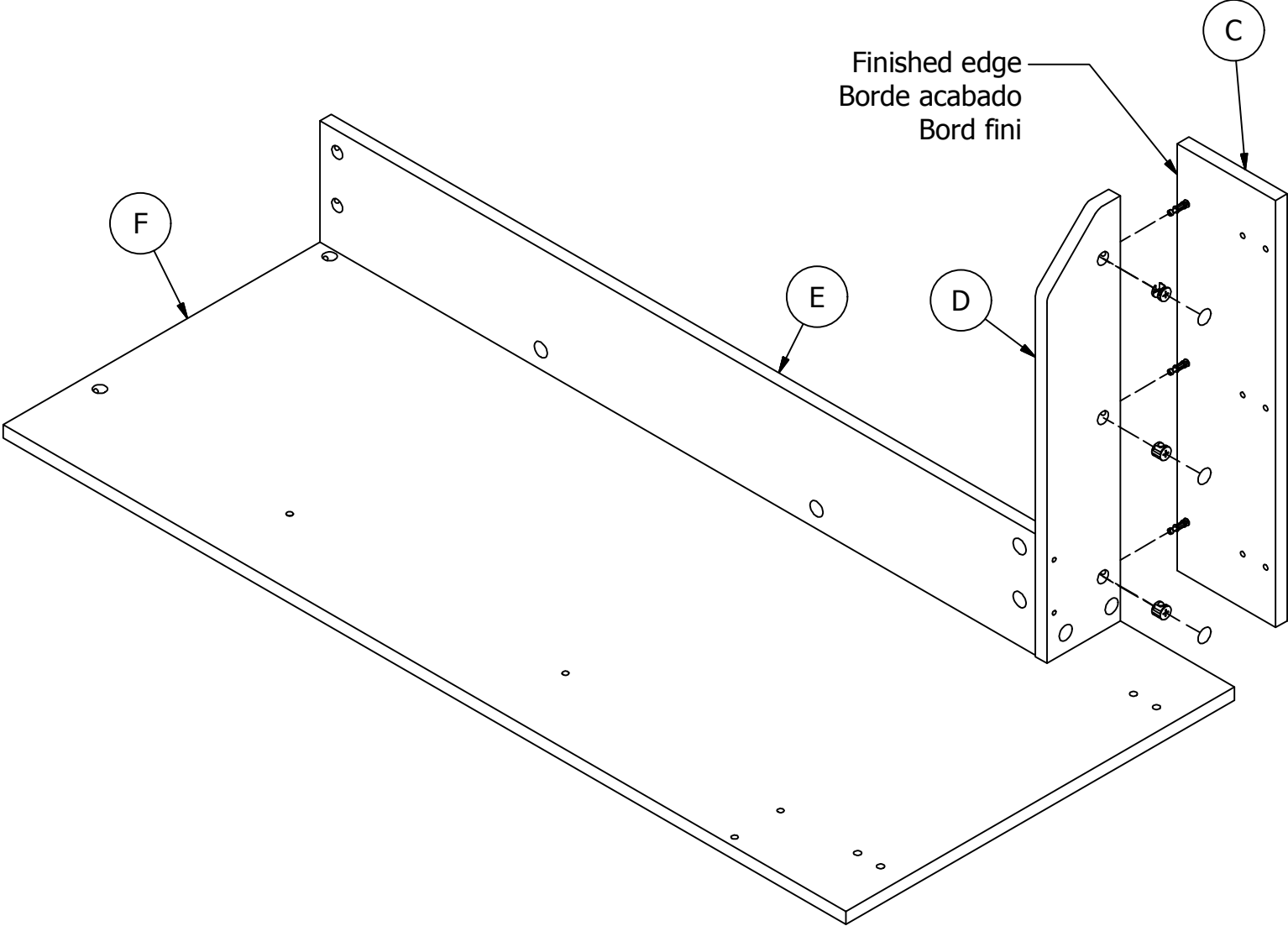
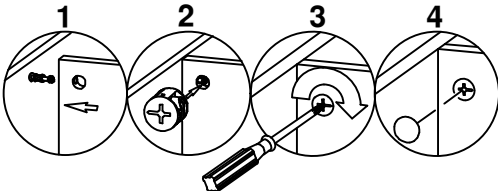
KD Cam

[3]

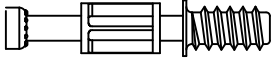


Cover Cap

[3]



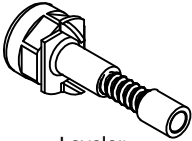
H72988



[8]

KD Bolt

H184043



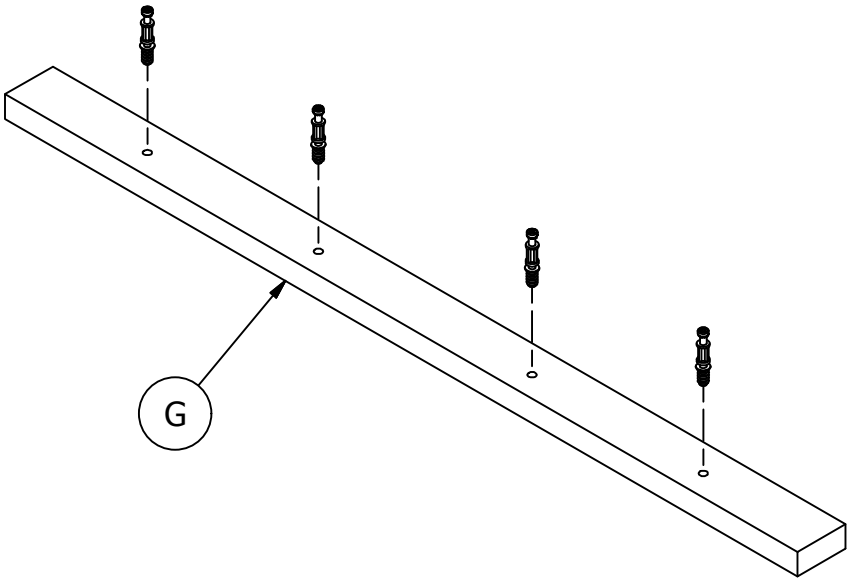
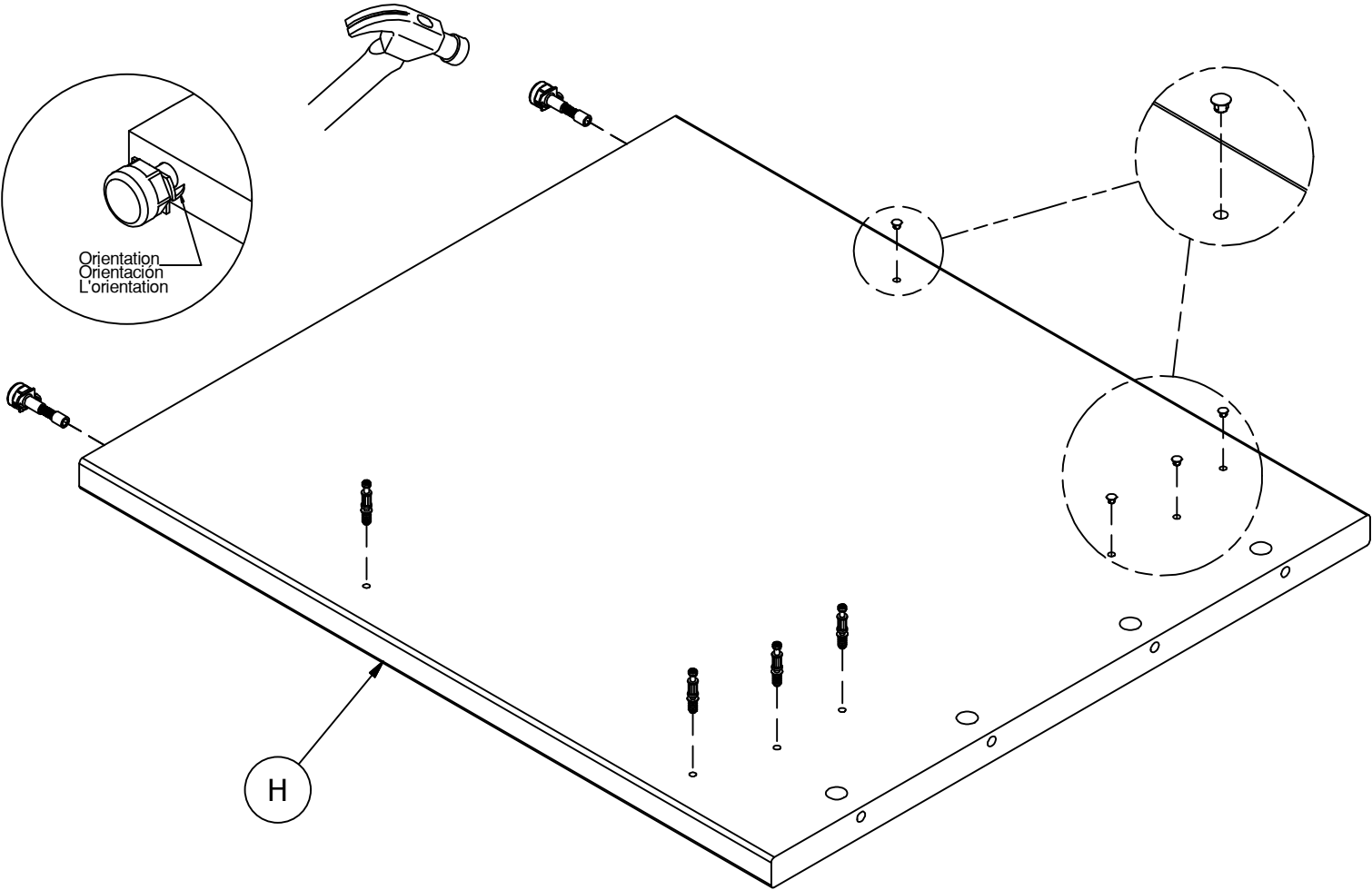
[2]

Leveler

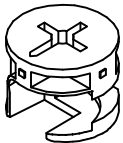


[4]

5mm

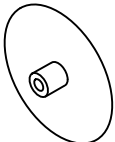


H71659



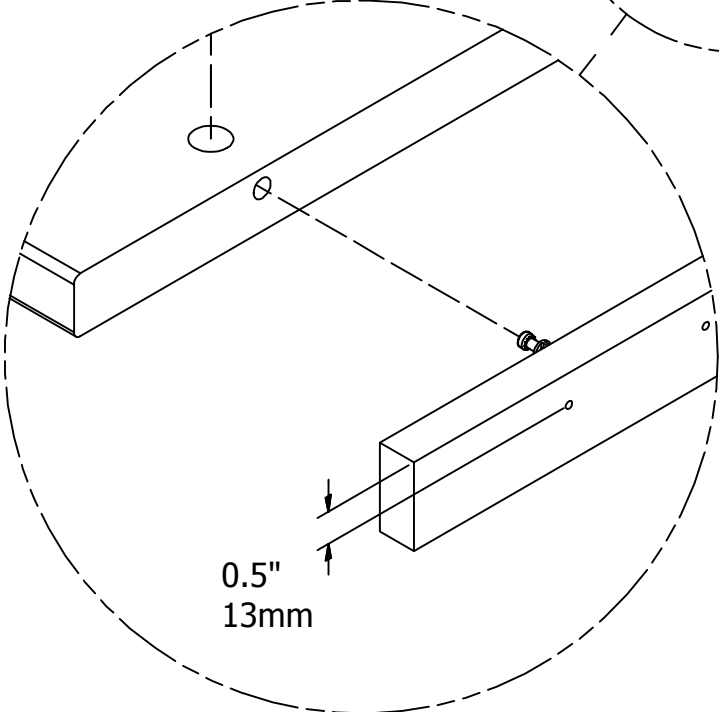
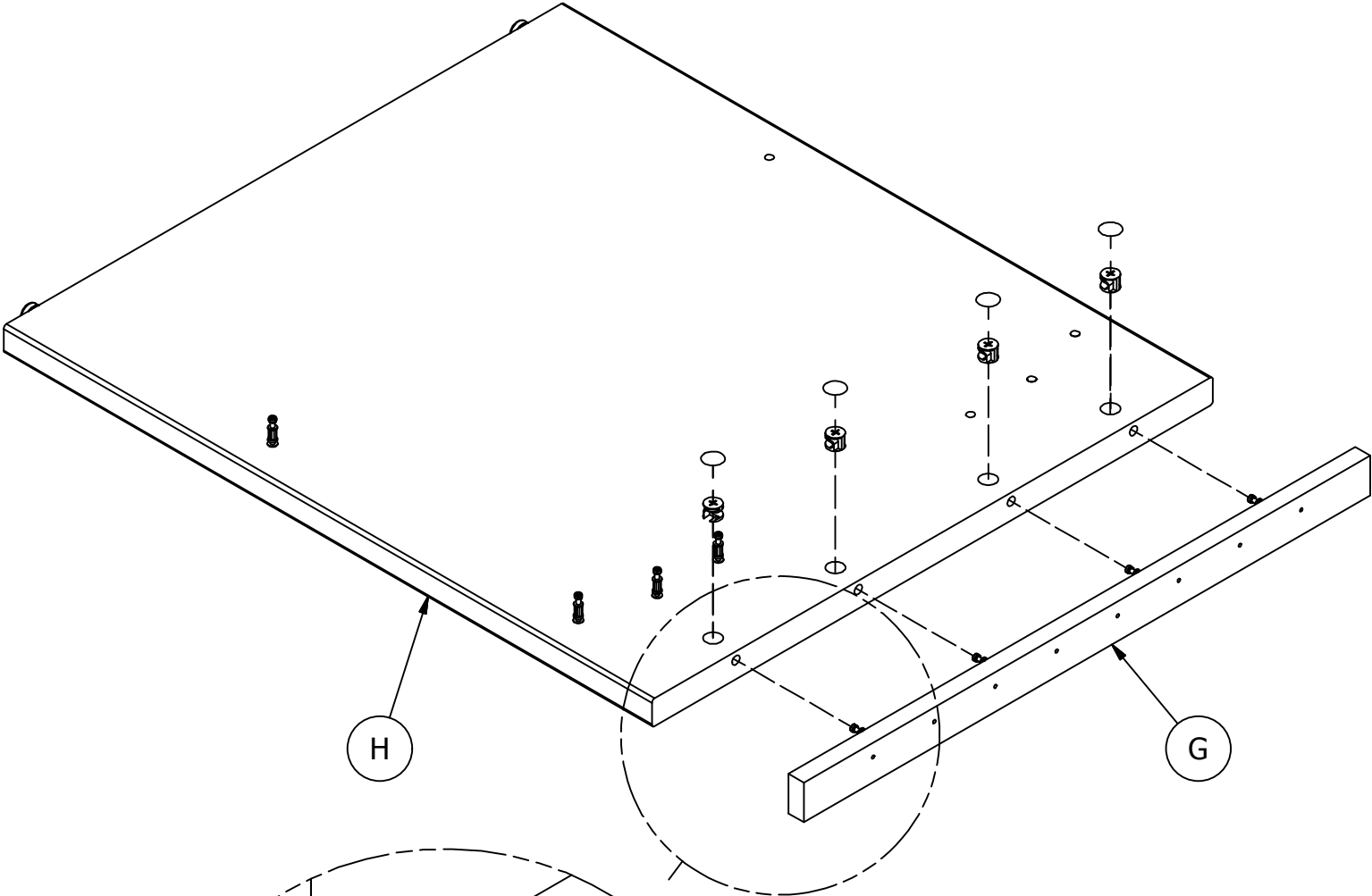
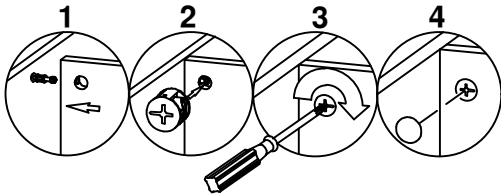
[4]

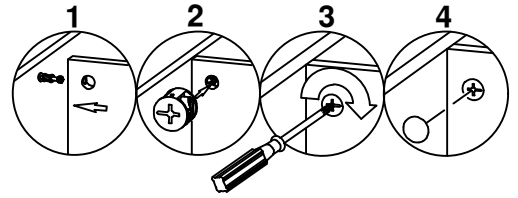
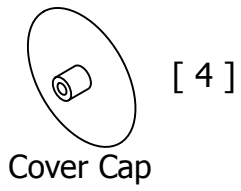
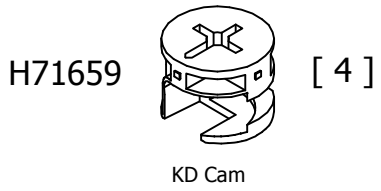
KD Cam



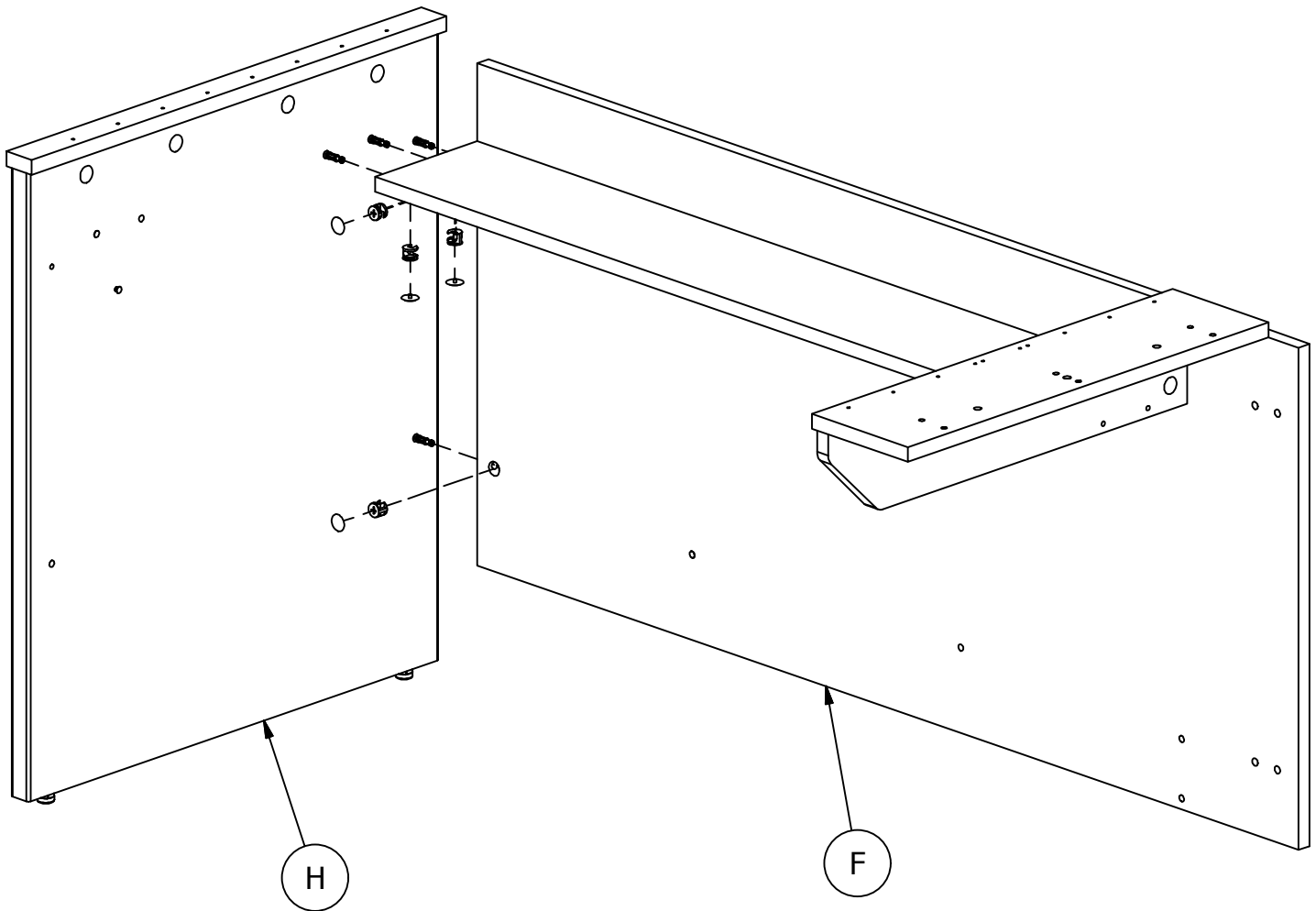
[4]

Cover Cap

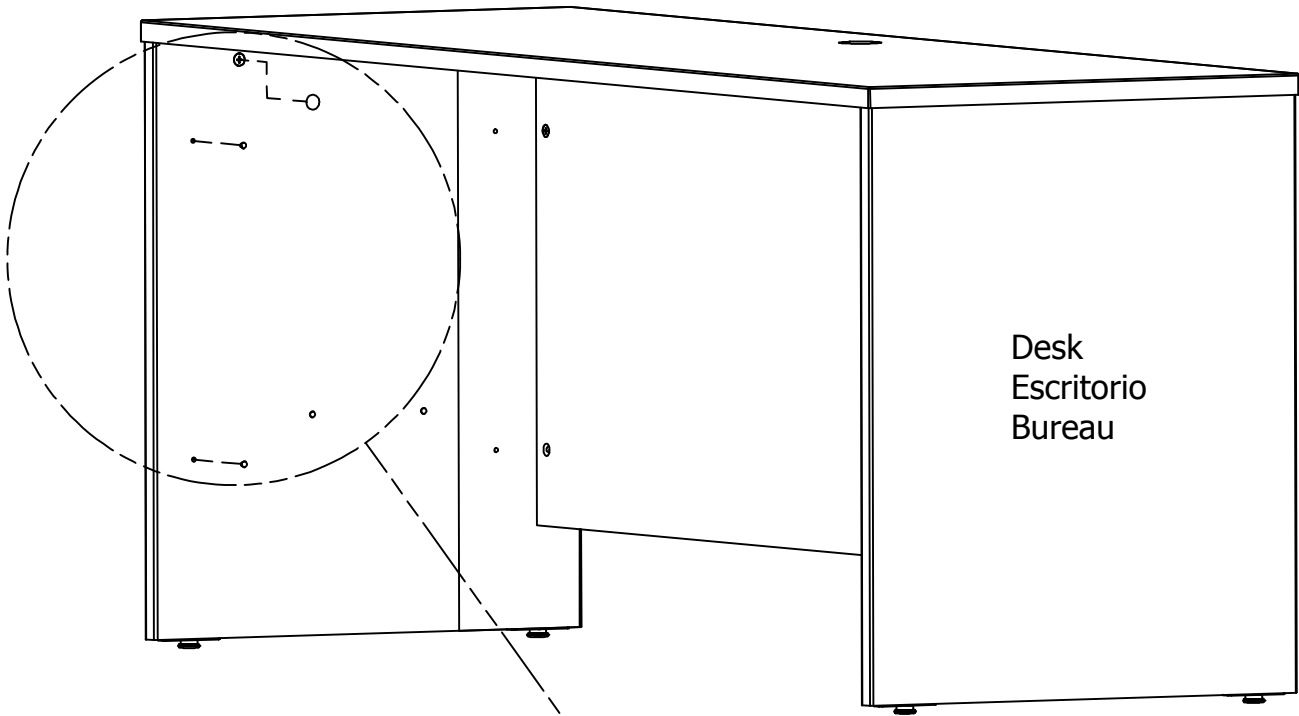




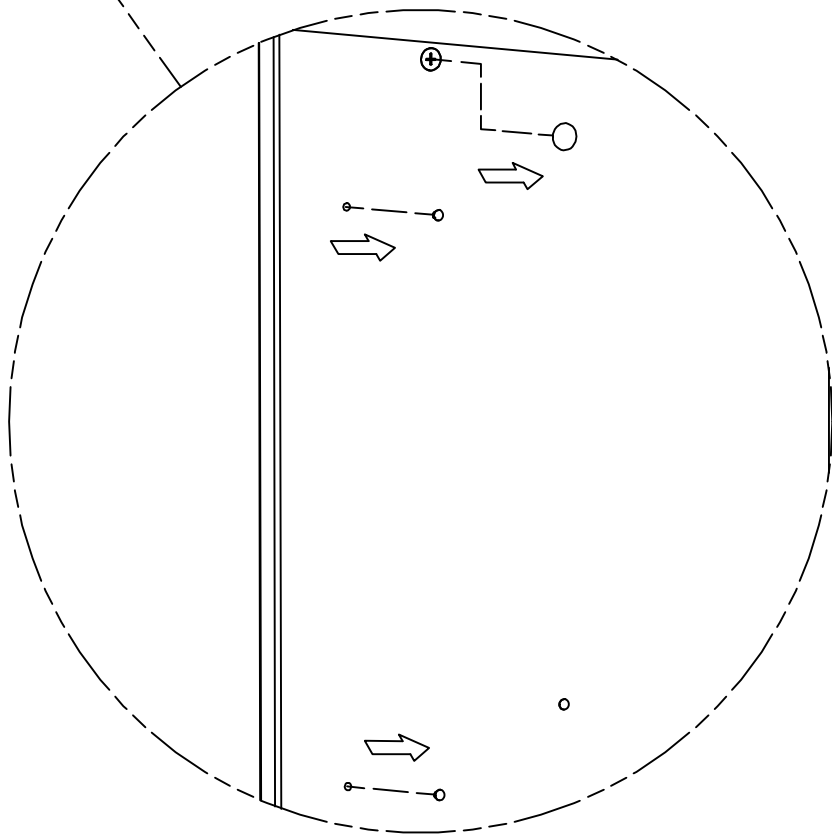
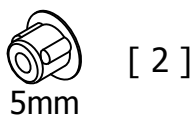
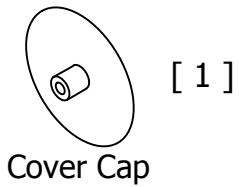
An assistant is required.
Es necesario un ayudante.
Un assistant est nécessaire.




Right Desk Mounting
Montaje de escritorio derecho
Montage de bureau droit



Remove & Discard
Eliminar y desechar
Supprimer et rejeter

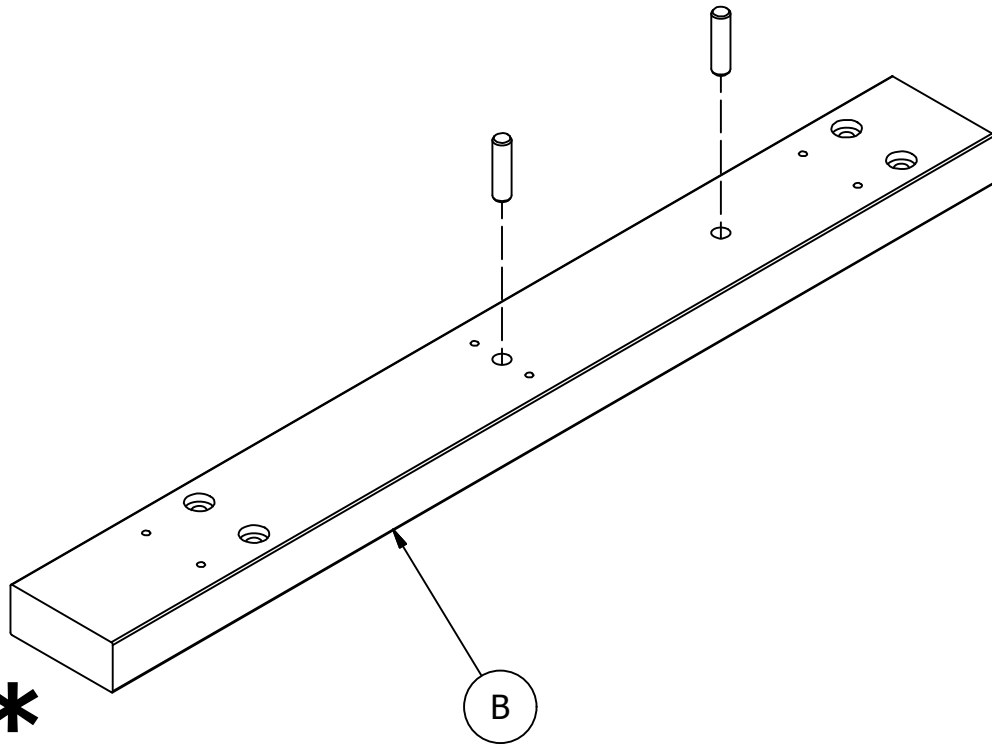


H38169



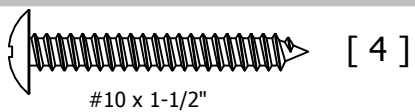
[2]

Wood Dowel 8 x 30

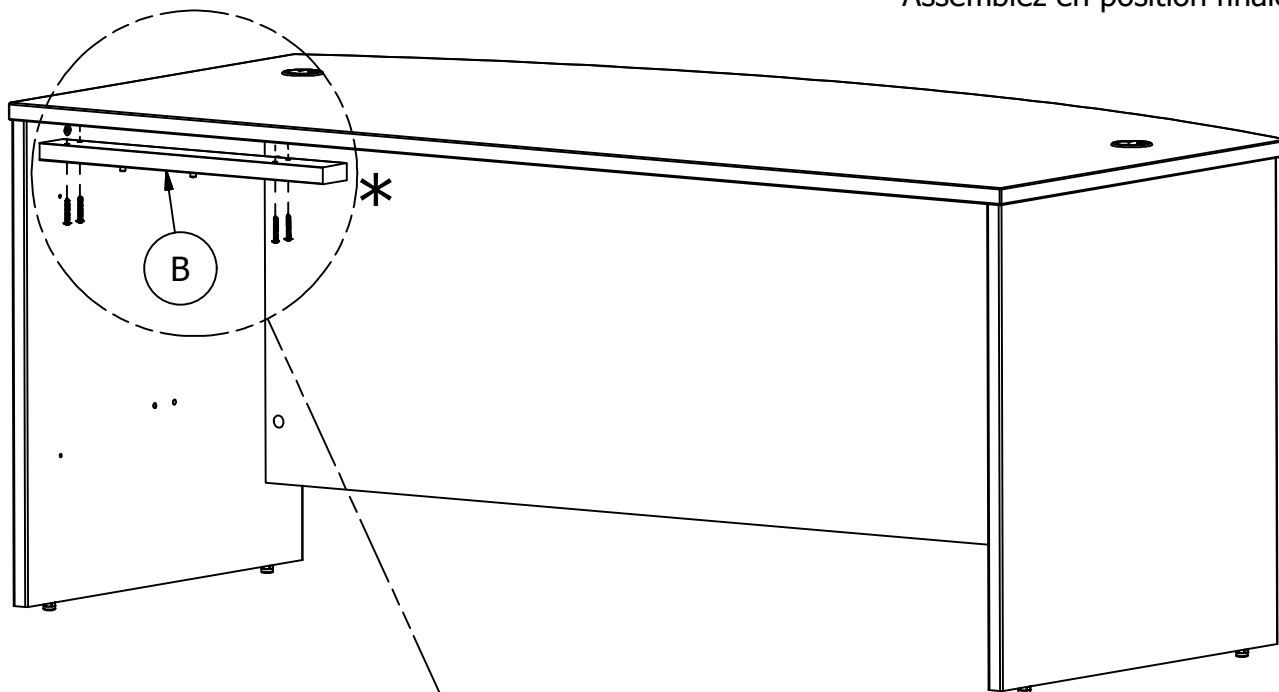


*
Front
Frente
De face

H23468



Assemble in final location.
Arme la unidad en el lugar destinado.
Assemblez en position finale



If rear mounting holes do not exist:

- 1.) Attach front screws
- 2.) Drill rear holes
- 3.) Attach rear screws

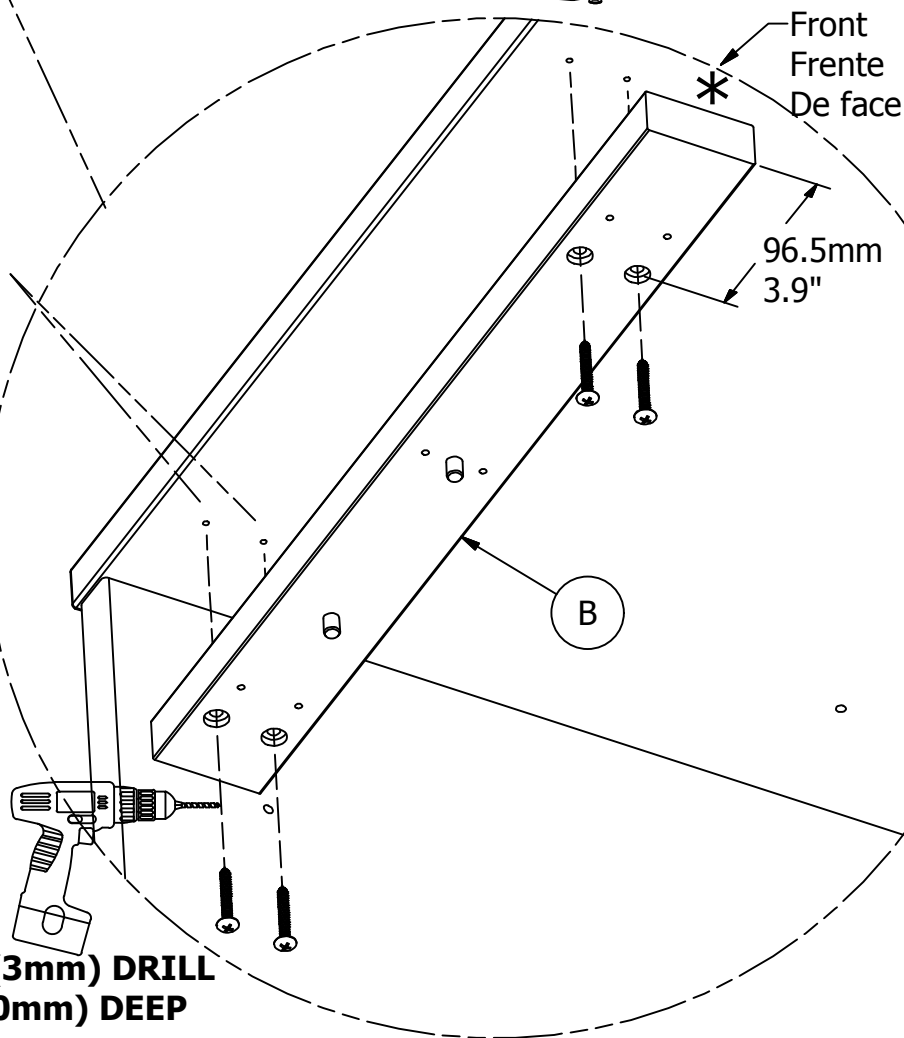
Si no existen orificios de montaje traseros:

- 1.) Coloque los tornillos frontales
- 2.) Perforar agujeros traseros
- 3.) Fixer les vis arrière

Si les trous de montage arrière n'existent pas:

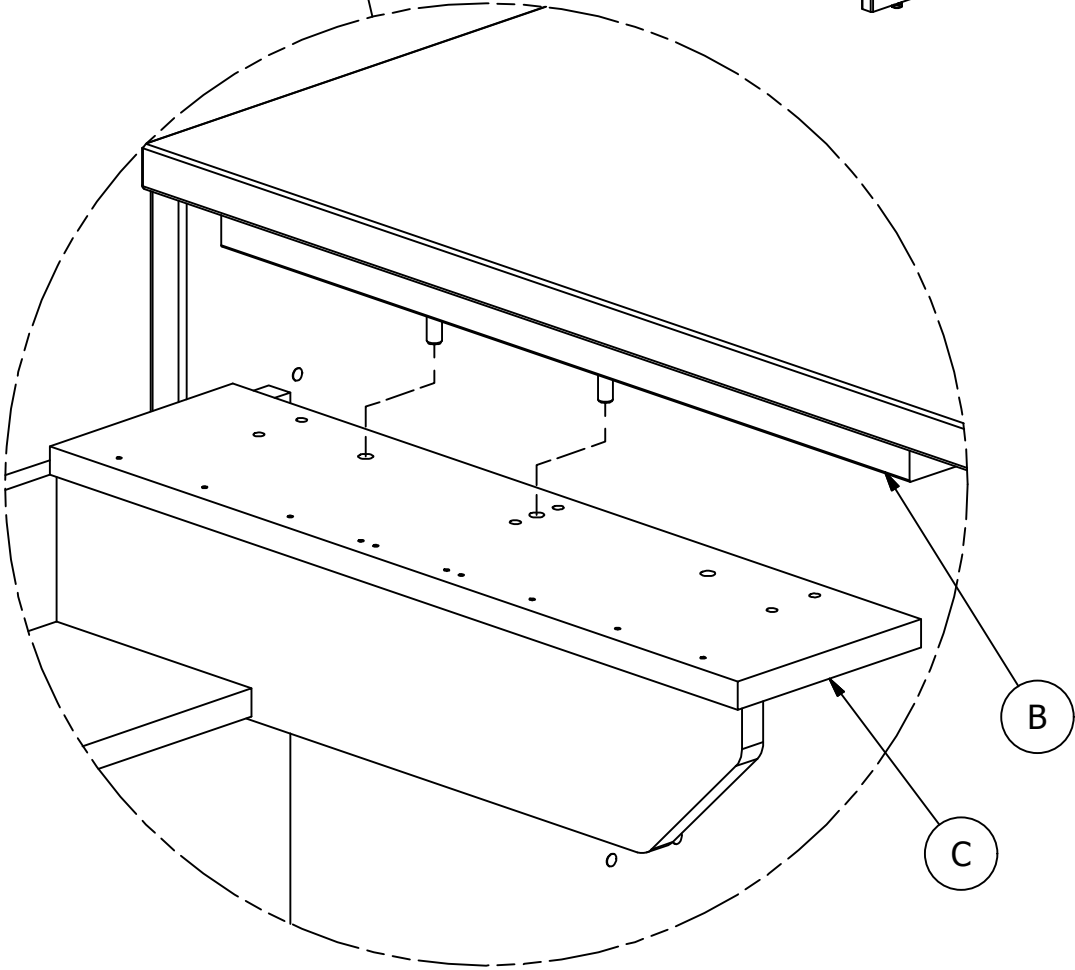
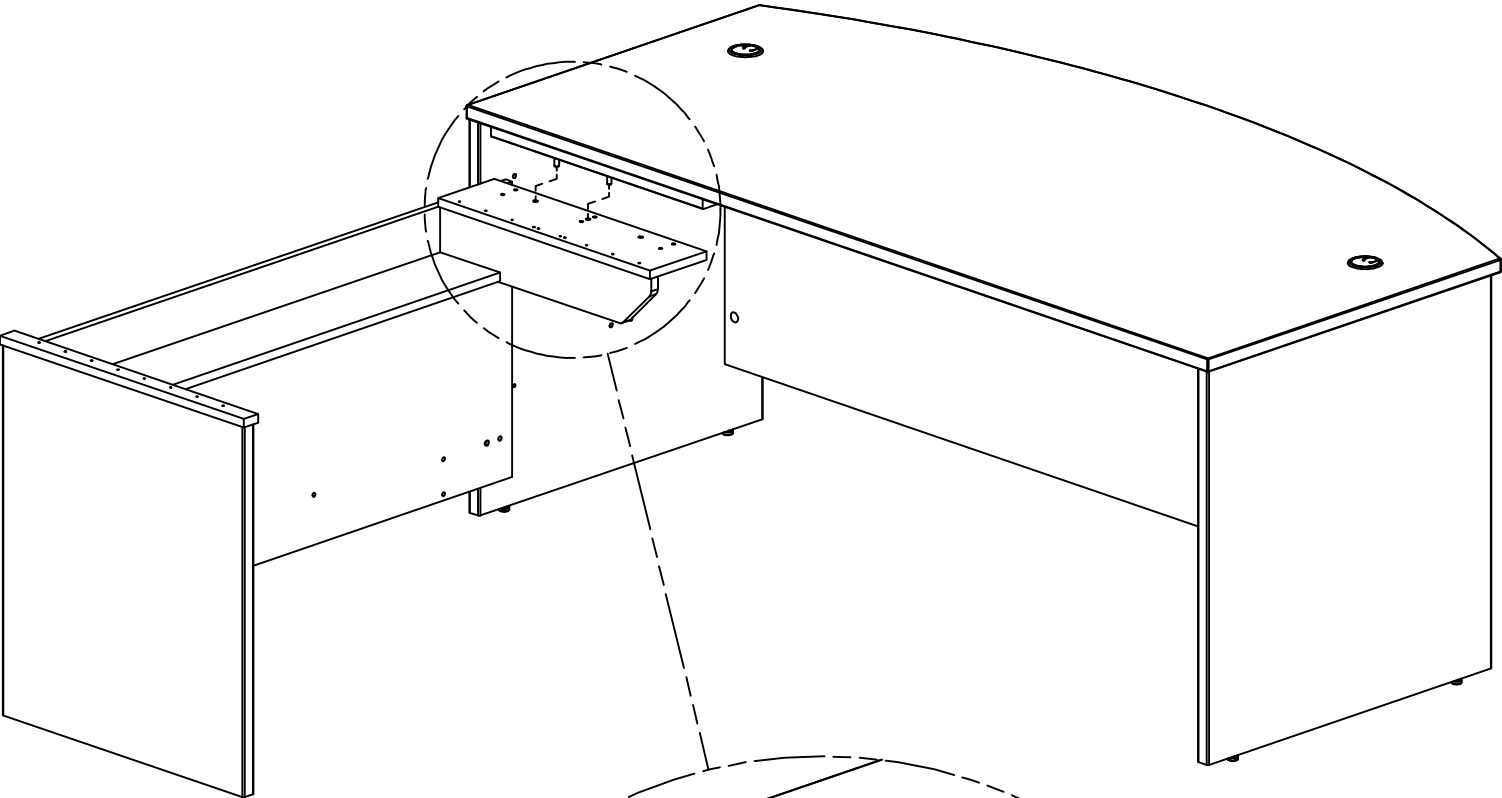
- 1.) Fixer les vis avant
- 2.) Percer les trous arrière
- 3.) Coloque los tornillos traseros

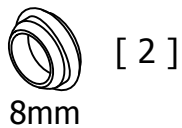
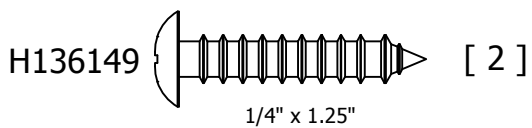
0.120" (3mm) DRILL
3/8" (10mm) DEEP



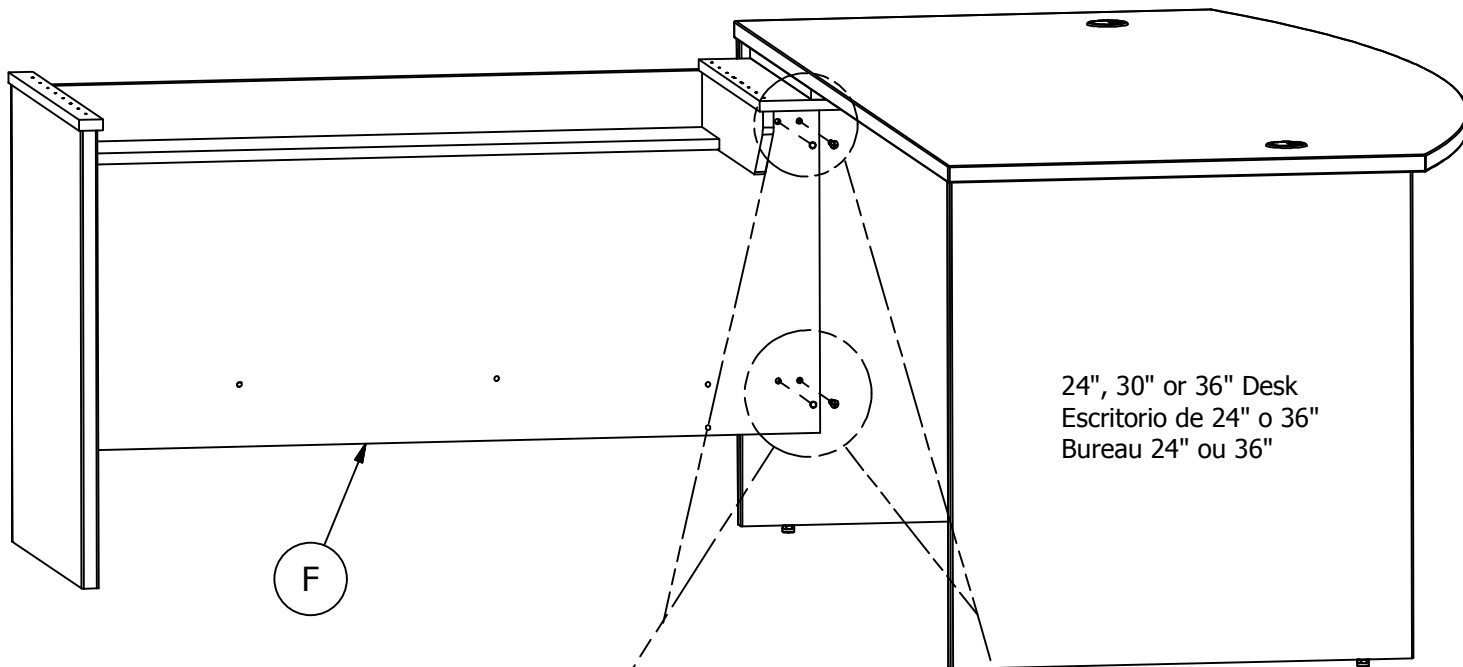
An assistant may be required.
Un asistente puede ser necesario.
L'aide d'une autre personne peut s'avérer nécessaire.

An assistant is required.
Es necesario un ayudante.
Un assistant est nécessaire.





An assistant is required.
Es necesario un ayudante.
Un assistant est nécessaire.

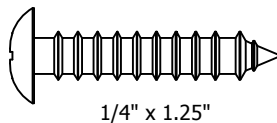
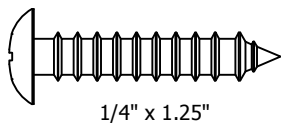
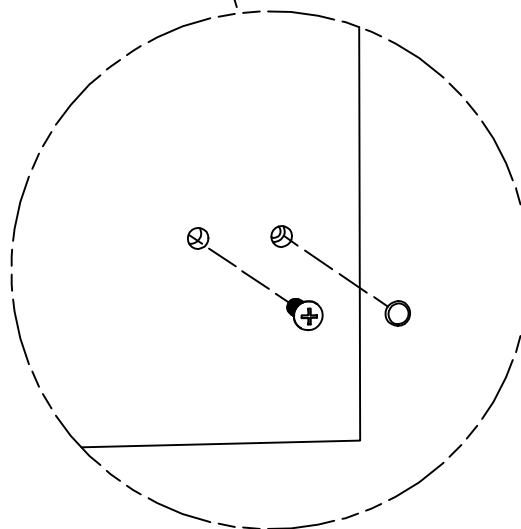
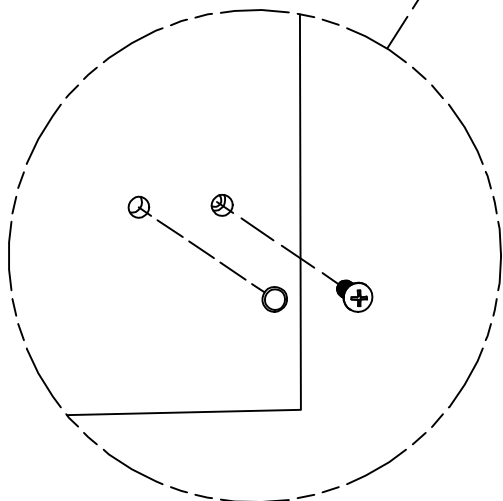


24", 30" or 36" Desk
Escritorio de 24" o 36"
Bureau 24" ou 36"


30" or 36" Desk
Escritorio de 30" o 36"
Bureau de 30" ou 36"

or
o
ou

24" Desk
Escritorio de 24"
Bureau de 24"



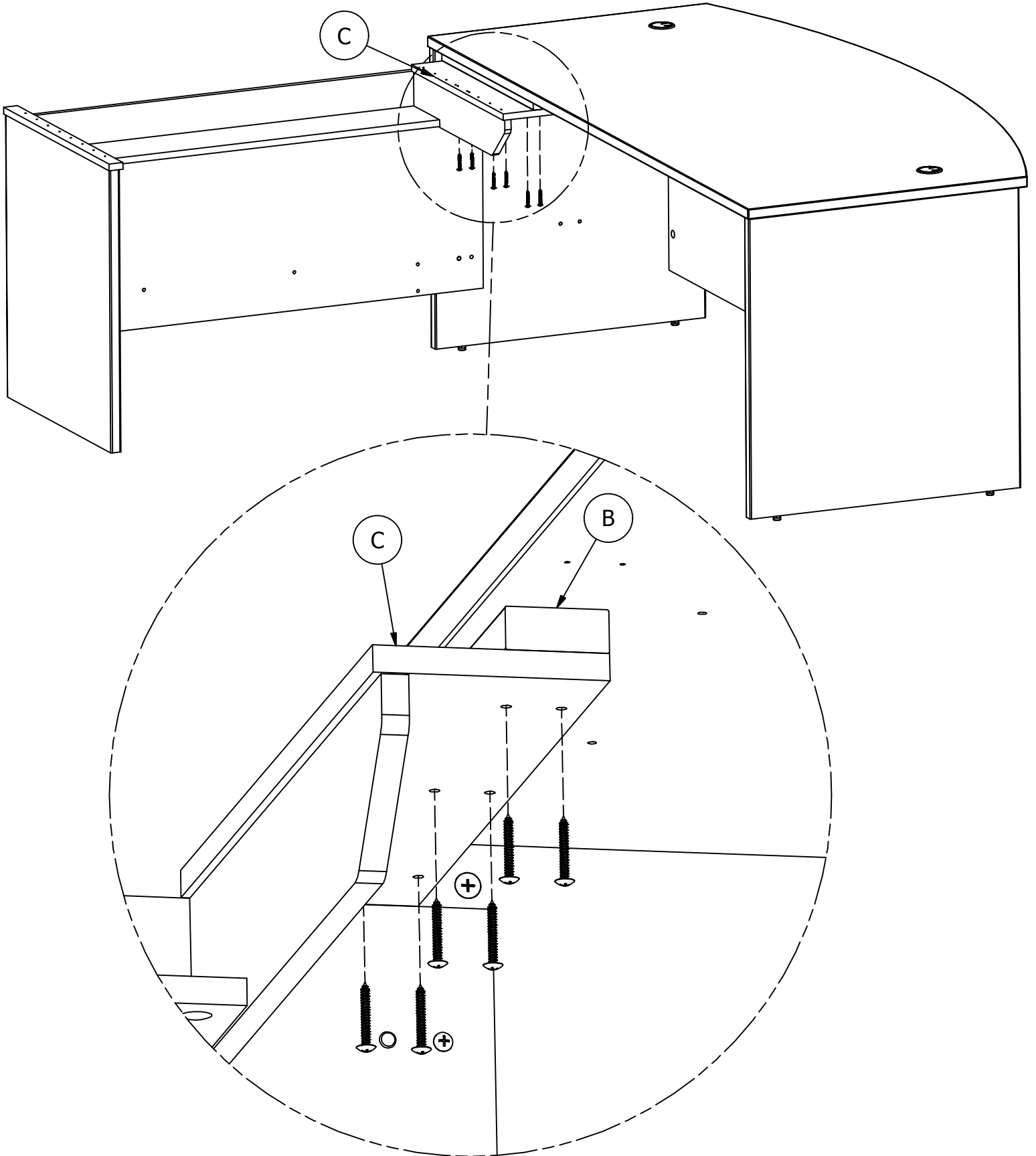
H23468

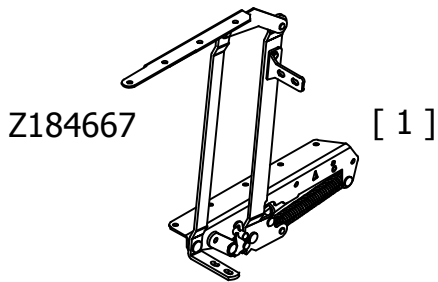


#10 x 1-1/2"

[6]

An assistant is required.
Es necesario un ayudante.
Un assistant est nécessaire.

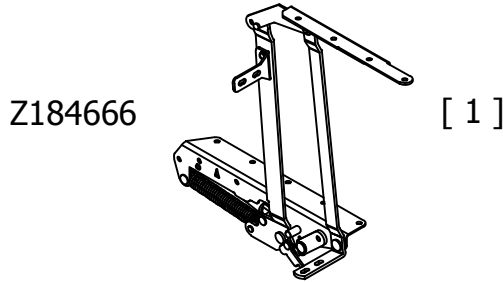




Z184667

[1]

Left Side Mechanism

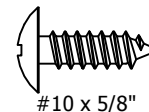


Z184666

[1]

Right Side Mechanism

H23119



[10]

#10 x 5/8"

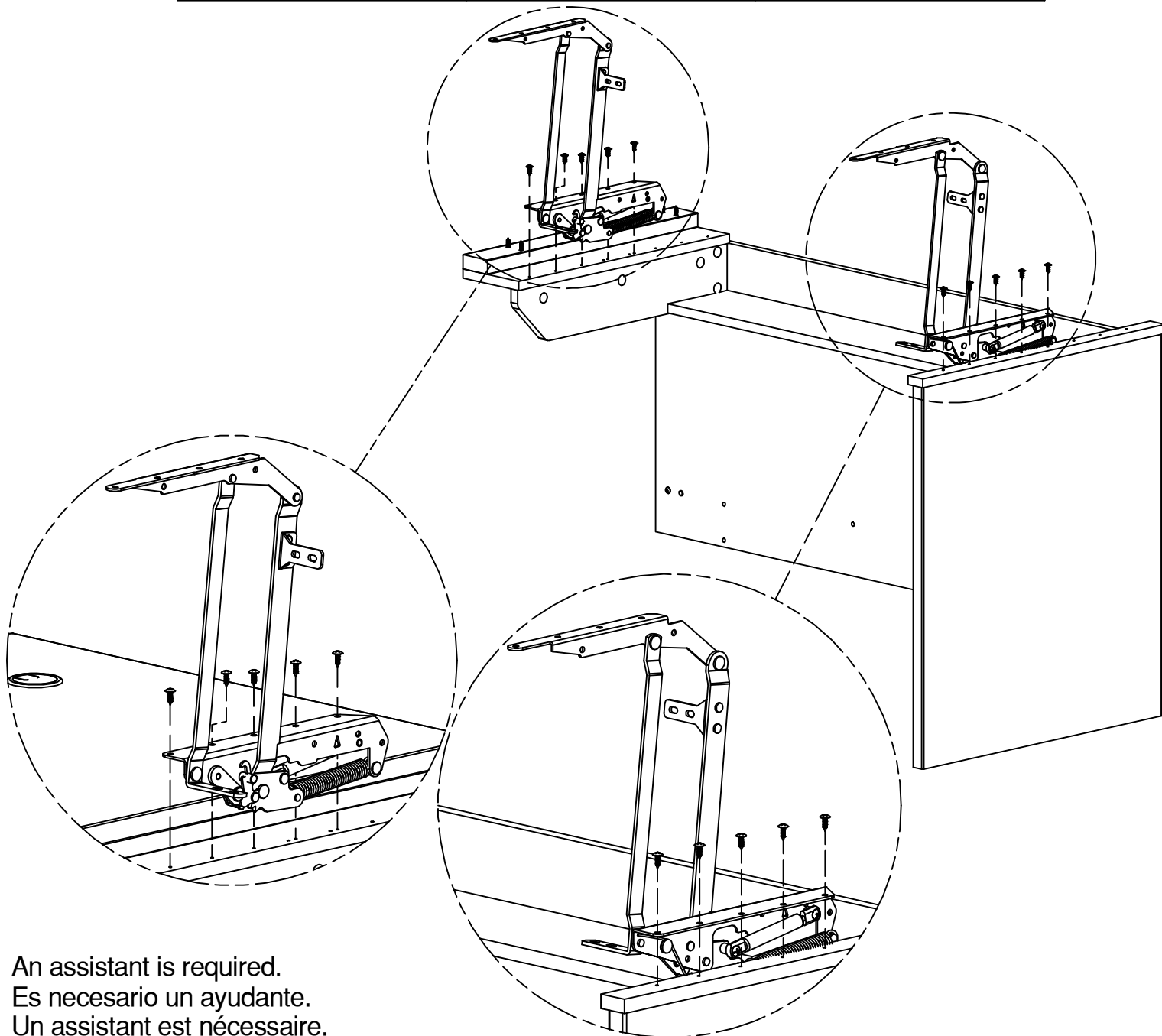


WARNING

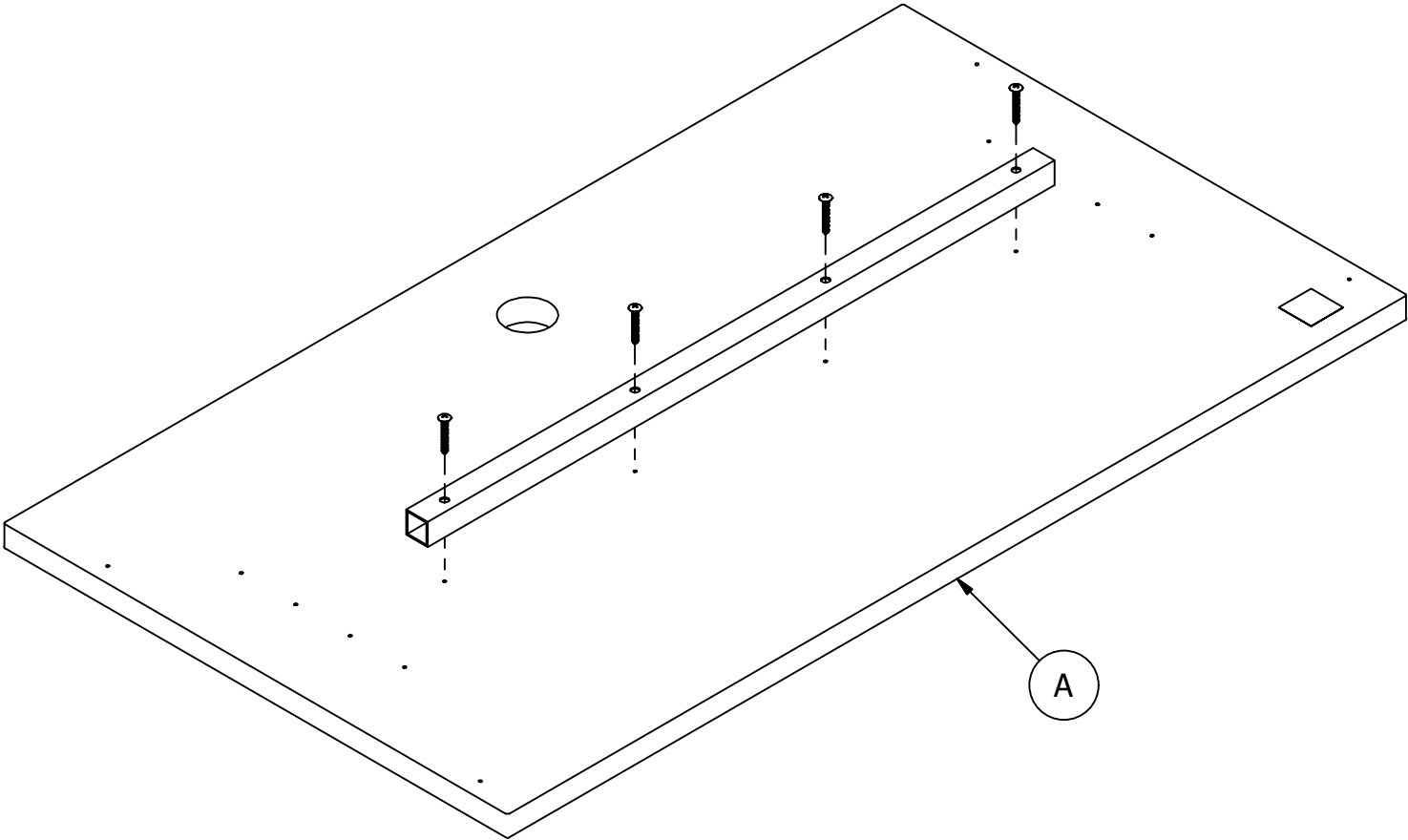
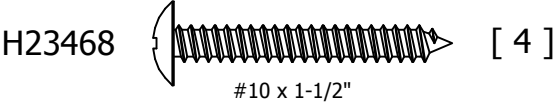
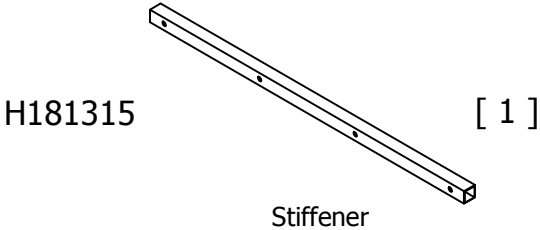
Avoid Pinching!
DO NOT put hands close to the structure when lifting or lowering the desk top.

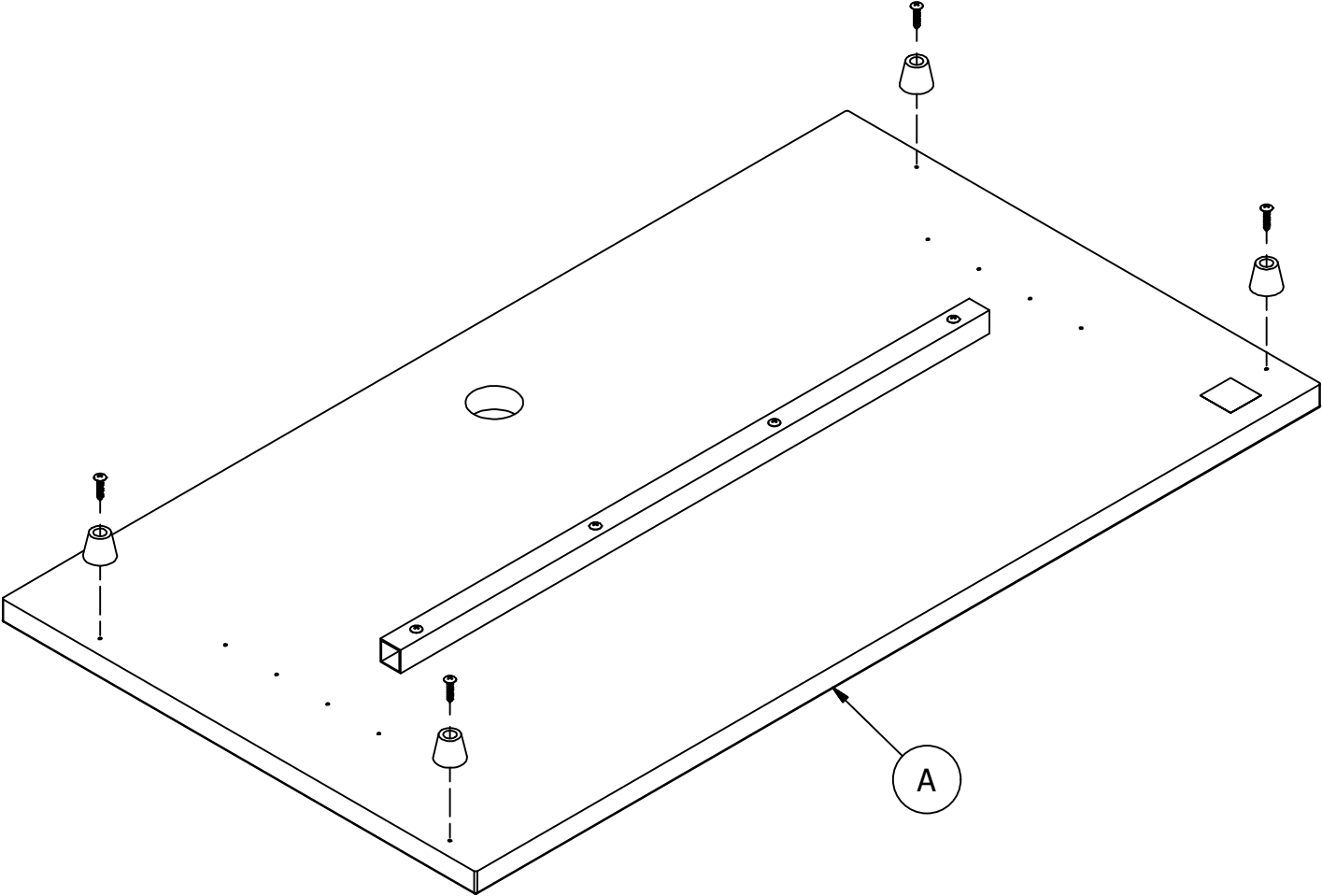
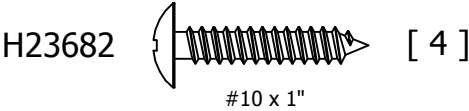
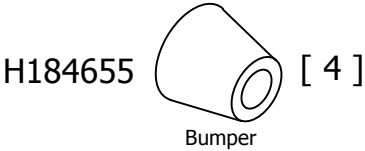
Evite pellizcar!
NO ponga las manos cerca de la estructura cuando levante o baje el escritorio.

Évitez de pincer!
NE PLACEZ PAS les mains près de la structure lorsque vous soulevez ou abaissez le bureau.

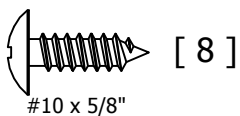


An assistant is required.
Es necesario un ayudante.
Un assistant est nécessaire.





H23119



[8]

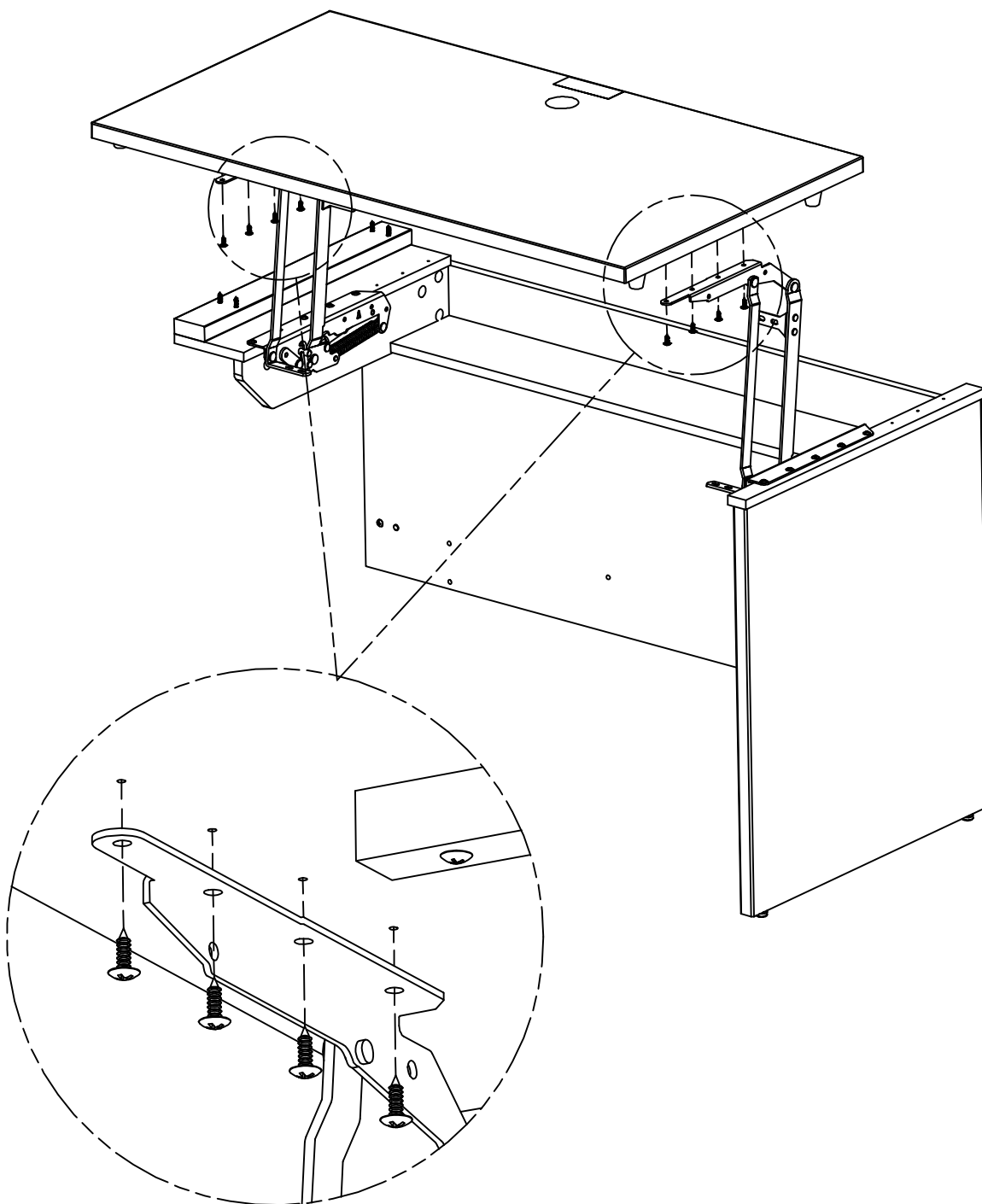
An assistant is required.
Es necesario un ayudante.
Un assistant est nécessaire.

**WARNING**


Avoid Pinching!
DO NOT put hands close to
the structure when lifting or
lowering the desk top.

Evite pellizcar!
NO ponga las manos cerca de
la estructura cuando levante o
baje el escritorio.

Évitez de pincer!
NE PLACEZ PAS les mains près
de la structure lorsque vous
soulevez ou abaissez le bureau.



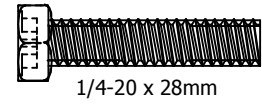
H189068



[2]

Connecting Bar

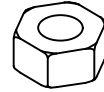
Z184669



[8]

1/4-20 x 28mm

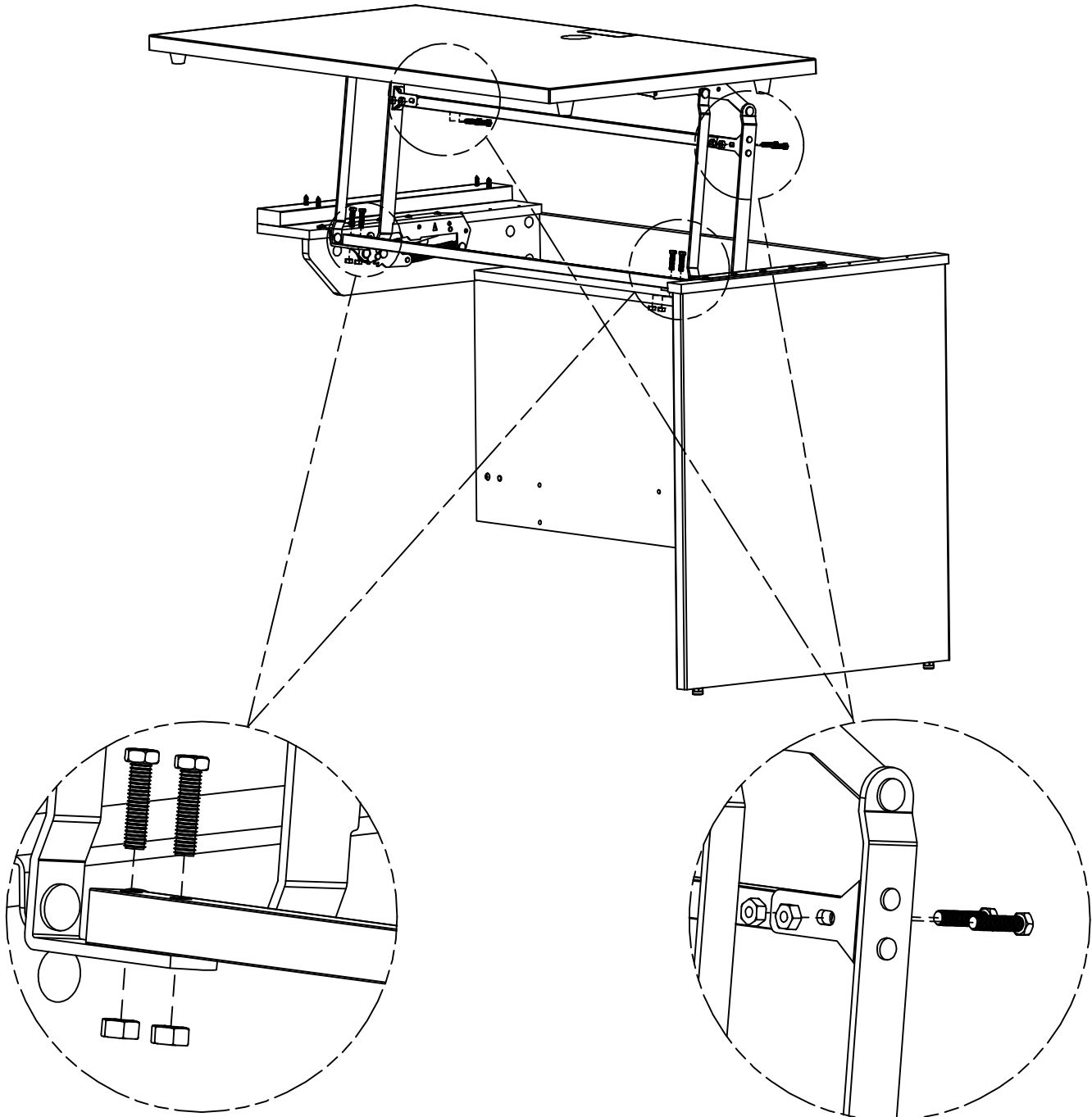
Z184671

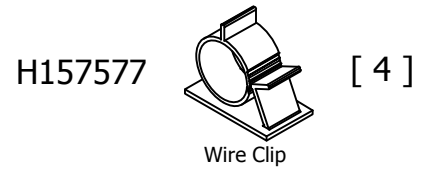
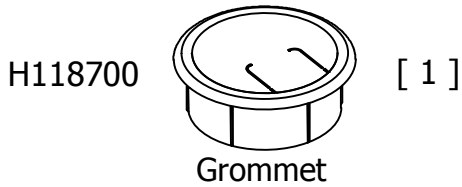


[8]

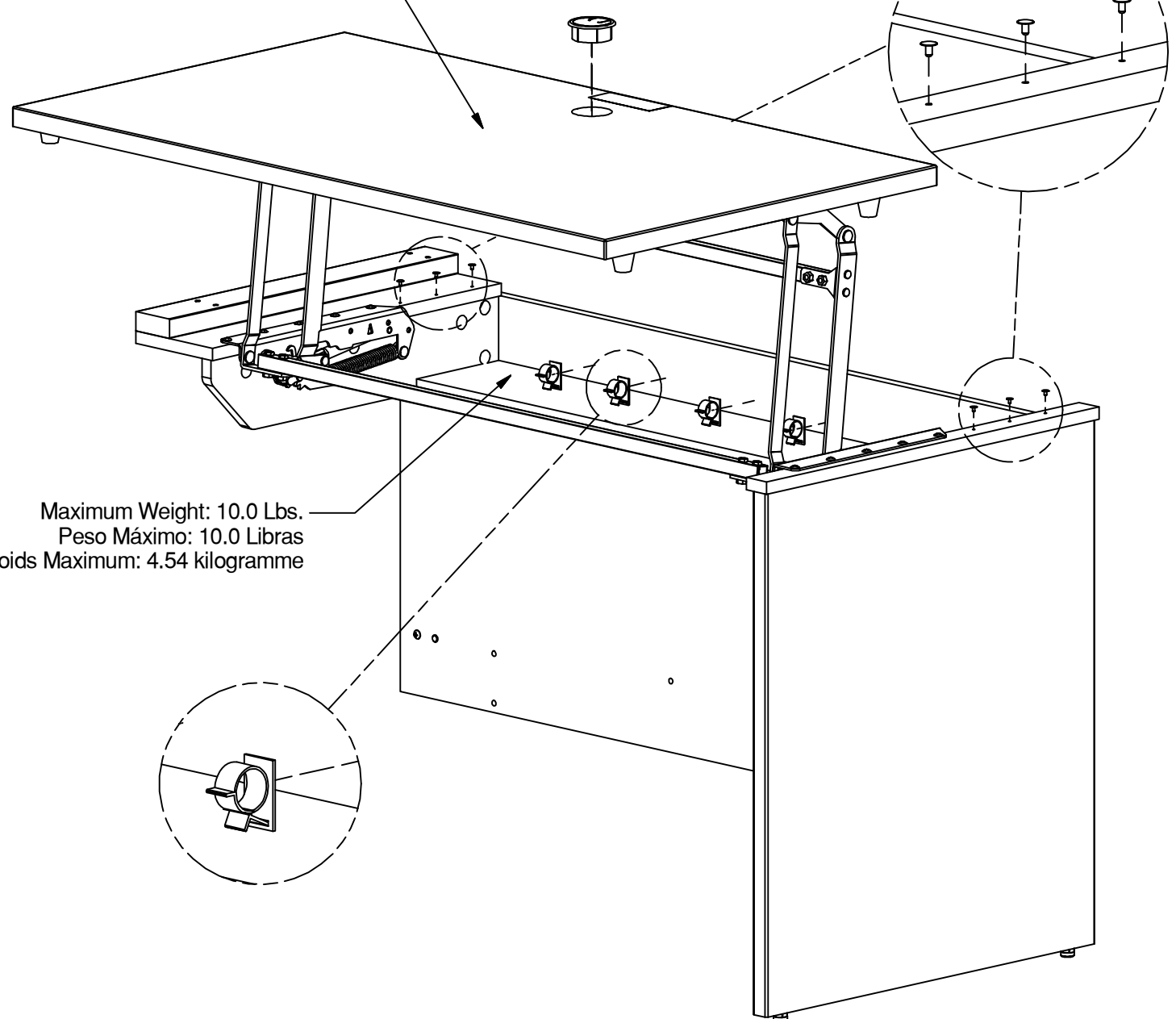
Nut 1/4-20

An assistant is required.
Es necesario un ayudante.
Un assistant est nécessaire.






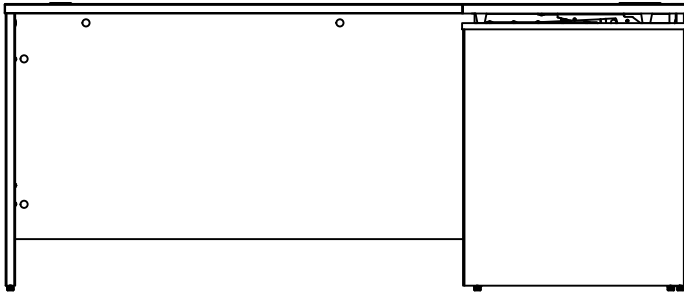
Maximum Weight: 20.0 Lbs.
 Peso Máximo: 20.0 Libras
 Poids Maximum: 9.07 kilogramme



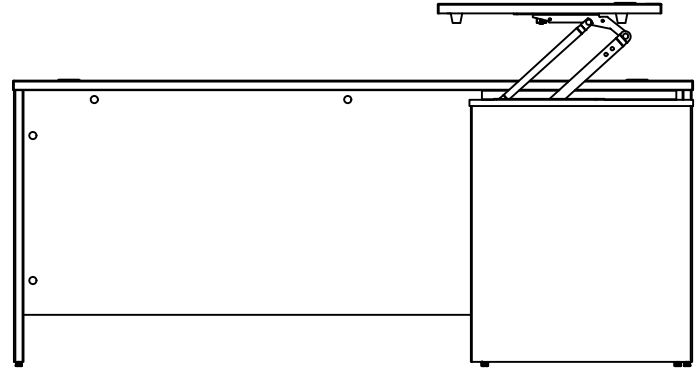
Maximum Weight: 10.0 Lbs.
 Peso Máximo: 10.0 Libras
 Poids Maximum: 4.54 kilogramme

 CAUTION		
<p>Do not sit on adjustable height work surface. Maximum load 20 lbs (9 kg). For use with computer monitor, keyboard, and light work.</p>	<p>No se sienta en una superficie de trabajo de altura ajustable. Carga máxima 20 lbs (9 kg). Para usar con monitor de computadora, teclado y trabajo ligero.</p>	<p>Ne vous asseyez pas sur une surface de travail à hauteur réglable. Charge maximale de 9 kg (20 lb). À utiliser avec un écran d'ordinateur, un clavier et des travaux légers.</p>

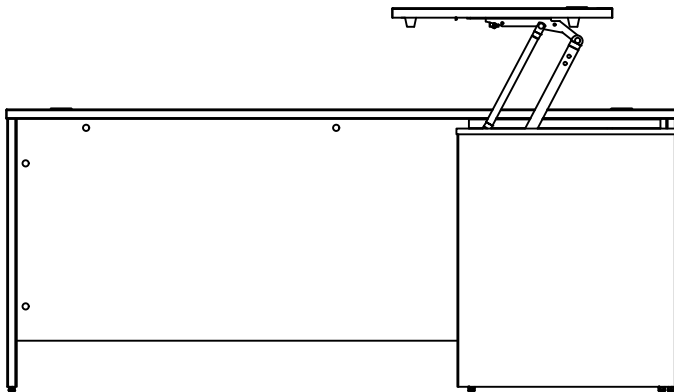
SEATED POSITION



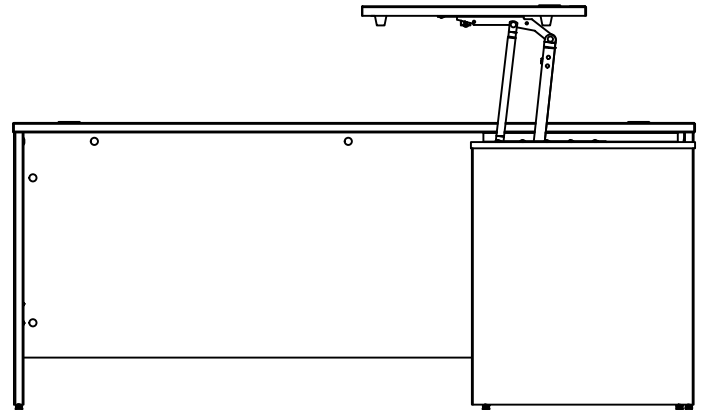
POSITION #1



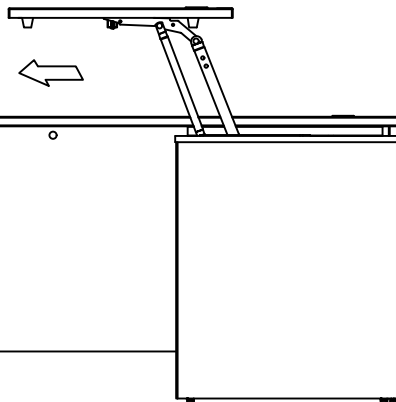
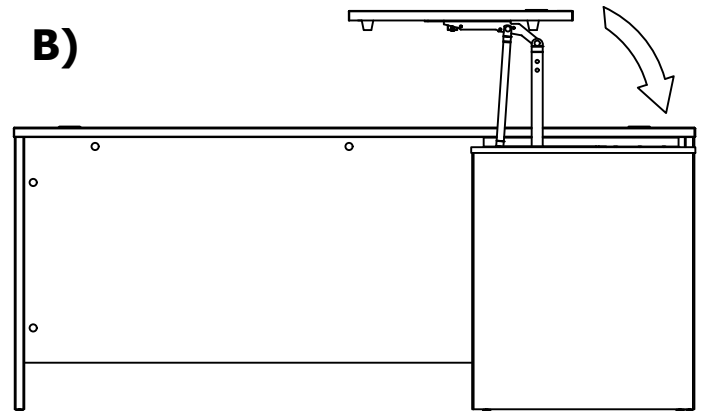
POSITION #2



POSITION #3



UNLOCK POSITION

A)**B)**

DO NOT use desk top in UNLOCK position
 NO use el escritorio en la posición de DESBLOQUEO
 NE PAS utiliser le bureau en position UNLOCK

To return desk to seated position:

(A) Pull desk top slowly forward until stop
 (A) Tire del escritorio lentamente hacia adelante hasta que se detenga
 (A) Tirez le bureau lentement vers l'avant jusqu'à la butée

(B) Slowly push desk top down to seated position
 (B) Empuje lentamente la parte superior del escritorio hacia abajo hasta la posición sentada
 (B) Poussez lentement le bureau en position assise

WARRANTY INFORMATION/INFORMATIONS POUR LA GARANTIE/INFORMACIÓN DE GARANTÍA

BUSH BUSINESS FURNITURE'S WRITTEN WARRANTY TO YOU

In order to provide you with timely assistance, please thoroughly inspect your furniture for missing or defective parts immediately after opening the carton. To receive replacement or missing parts under this warranty, call our Consumer Service Department TOLL-FREE at 1-800-950-4782. Please have the Model, Part, and Lot Numbers found in the instruction manual available for your reference. You will also need your sales receipt or other proof of purchase. Replacement part(s) will be shipped to you at no charge with Bush Industries assuming all shipping and handling charges.

This Bush Business Furniture product is warranted to the original purchaser at the time of purchase and for a period of ten years thereafter.

We warrant to you, the original purchaser, that our furniture and all its parts and components are free of defects in material or workmanship. "Defects," as used in this warranty, is defined as any imperfection which impairs the use of the furniture product.

Our warranty is expressly limited to the replacement of furniture parts and components. Except for the limitations listed below, for ten years after the date of purchase, Bush will replace parts that are defective in material or workmanship.

Limitations involving materials and components: The materials and components listed below are covered according to the following schedule from the date of sale:

- Five Years – Glides, casters, polymer-based components, panel, upholstery fabrics, foam, laminates, veneer finishes, and other covering materials.
- One Year – Metal mechanism and related components in manual height adjustable products.

This warranty applies under conditions of normal use. Our Bush Business Furniture products are not intended for outdoor use. This warranty does not cover: 1) defects caused by improper assembly or disassembly; 2) defects occurring after purchase due to product modification, intentional damage, accident, misuse, abuse, negligence or exposure to the elements; and 3) labor or assembly costs.

IMPLIED WARRANTIES, INCLUDING THE WARRANTY OF MERCHANTABILITY, SHALL NOT EXTEND BEYOND THE DURATION OF THE WRITTEN WARRANTY STATED ABOVE, AND IN NO EVENT SHALL BUSH BE LIABLE FOR INCIDENTAL OR CONSEQUENTIAL DAMAGES RESULTING FROM USE OF THE PRODUCT. Some states do not allow a limitation on how long an implied warranty lasts or the exclusion or limitation of incidental or consequential damages, so the above limitation and exclusion may not apply to you.

This warranty gives you specific legal rights. You may also have other rights that may vary from state to state.

VOTRE GARANTIE BUSH BUSINESS FURNITURE

Afin de vous assister rapidement, veuillez inspecter votre mobilier en détail immédiatement après l'ouverture du carton en cas de pièces manquantes ou défectueuses. Pour recevoir une pièce de rechange ou manquante couverte par cette garantie, appelez notre département de service clientèle GRATUITEMENT au 1-800-950-4782. Veuillez tenir à disposition les numéros de modèle, de pièce et de lot qui se trouvent dans le manuel d'instruction pour votre référence. Vous aurez également besoin de votre reçu ou d'une autre preuve d'achat. La (les) pièce(s) de rechange vous sera (seront) envoyée(s) sans frais, Bush Industries se chargeant de tous les frais d'expédition.

Tout le produit Bush Business Furniture est garanti à l'acheteur original à partir de la date d'achat pour une période d'e dix ans. Nous vous garantissons, à vous l'acheteur original, que notre mobilier et toutes ses pièces et composants sont sans défaut de matériau ou de fabrication. Le terme "défauts" utilisé dans cette garantie, est défini comme étant toutes les imperfections qui compromettent l'utilisation du meuble.

Notre garantie est expressément limitée au remplacement des pièces et des composants du mobilier. Sauf les limitations énumérées ci-dessous, pendant dix ans après la date d'achat, Bush remplacera toute pièce défectueuse dans le matériau ou sa fabrication.

Limitations impliquant des matériaux et des composants: Les matériaux et composants énumérés ci-dessous sont couverts conformément au calendrier suivant à compter de la date de vente:

- Cinq ans - Glissements, roulettes, composants à base de polymères, panneaux, tissus d'ameublement, mousse, stratifiés, finitions de placage et autres matériaux de revêtement.
- Un an - Mécanisme métallique et composants associés dans des produits à réglage manuel de la hauteur.

Cette garantie d'applique sous des conditions d'utilisation normale. Nos produits ne sont pas destinés à être utilisés en plein air. Cette garantie ne couvre pas: 1) les défauts causés par un mauvais assemblage ou démontage, 2) les défauts ayant lieu après l'achat et dus à la modification du produit, des dommages intentionnels, des accidents, une mauvaise utilisation, un mauvais traitement, la négligence ou l'exposition aux éléments, et 3) les frais de main d'œuvre ou d'assemblage.

LES GARANTIES TACITES, Y COMPRIS LA GARANTIE DE QUALITE MARCHANDE, NE S'ETENDRONT PAS AU-DELA DE LA DUREE ECRITE CITEE CI-DESSUS, ET BUSH NE SERA EN AUCUN CAS RESPONSABLE DES DOMMAGES ACCESSOIRES OU INDIRECTS RESULTANT DE L'UTILISATION DU PRODUIT. Certains états ne permettent pas d'appliquer une limite à la durée de la garantie tacite, ni une exclusion ou limitation des dommages accessoires ou indirects; dans ce cas les limitations ou exclusion ci-dessus peuvent ne pas s'appliquer à vous.

Cette garantie vous donne des droits légaux spécifiques. Il se peut que vous ayez également d'autres droits qui peuvent varier d'un état à l'autre.

GARANTIA ESCRITA DE BUSH BUSINESS FURNITURE PARA USTED

Para brindarle asistencia oportuna, por favor, verifique detalladamente que a su mueble no le falte o tenga piezas defectuosas inmediatamente después de abrir la caja. Para recibir un reemplazo o la parte faltante bajo esta garantía, llame a nuestro Departamento de Servicio al Consumidor GRATIS al 1-800-950-4782. Sirvase traer los números de modelo, parte y lote que se encuentran en el manual de instrucciones disponible para su referencia. Además, necesitará el recibo de su compra u otra prueba de compra. La(s) pieza(s) de reemplazo le será(n) enviada(s) sin recargo por Bush Industries asumiendo los gastos de envío y manipuleo.

Todo mueble de Bush Business Furniture es garantizado al comprador original al momento de la compra y por un periodo de diez años en adelante.

Le garantizamos a usted, el comprador original, que nuestros muebles sus partes y componentes están libres de defectos en materiales o trabajo. "Defectos", según se usa en esta garantía, se define como una imperfección que perjudica el uso del producto mobiliario.

Nuestra garantía se limita expresamente al reemplazo de partes y componentes mobiliarios. Excepto las limitaciones enumeradas a continuación, durante diez años después de la fecha de compra, Bush reemplazará cualquier parte defectuosa en material o trabajo.

Limitaciones que involucran materiales y componentes: Los materiales y componentes que se enumeran a continuación están cubiertos de acuerdo con el siguiente calendario a partir de la fecha de venta:

- Cinco años: deslizadores, ruedas, componentes a base de polímeros, paneles, telas de tapicería, espuma, laminados, acabados de enchapado y otros materiales de recubrimiento.
- Un año: mecanismo de metal y componentes relacionados en productos de altura manual.

Esta garantía se aplica bajo condiciones de uso normal. Nuestros productos de Bush Business Furniture no son para uso en exteriores. Esta garantía no cubre: 1) defectos causados por un ensamblaje o desensamblaje inadecuado; 2) defectos que ocurren después de la compra debido a modificación del producto, daño intencional, accidente, mal uso, abuso, negligencia o exposición a los elementos; y 3) costos de trabajo o ensamblaje.

LAS GARANTÍAS IMPLICADAS, INCLUYENDO LA GARANTÍA DE COMERCIABILIDAD, NO SE EXTENDERÁN MÁS ALLÁ DE LA DURACIÓN DE LA GARANTÍA ESCRITA MENCIONADA, Y EN NINGÚN CASO BUSH SERÁ RESPONSABLE POR DAÑOS INCIDENTALES O CONSIGUIENTES COMO RESULTADO DEL USO DEL PRODUCTO. Algunos estados no permiten una limitación sobre el tiempo de duración de la garantía implicada o la exclusión o limitación de daños incidentales o consiguientes, de manera que la limitación y exclusión mencionadas pueden no aplicarse para usted.

Esta garantía le otorga derechos legales específicos. Puede también tener otros derechos que pueden variar según los estados.

10-Year
Manufacturer's
Warranty

**Register your
product online at**

Scan the QR Code or go to
[http://www.bushfurniture.com/
ProductRegistration.aspx](http://www.bushfurniture.com/ProductRegistration.aspx)



**Assembly tips &
how to videos**

Scan the QR Code to access our video guides
[https://www.bushbusinessfurniture.com/
CustomerService/HowToAssemble.aspx](https://www.bushbusinessfurniture.com/CustomerService/HowToAssemble.aspx)





BUSH BUSINESS FURNITURE

Thank you for purchasing this Bush Business Furniture product. We trust that you will be completely satisfied with your product for many years to come. Bush Business Furniture products are backed by a 10-year warranty and crafted with today's styles in mind for the way you work. **Do not return product to store — contact us first at 1-800-950-4782.**

Merci d'avoir acheté ce produit Bush Business Furniture. Nous sommes sûr que vous serez complètement satisfait de votre meuble pendant de nombreuses années. Les produits Bush Business Furniture sont garantis pendant 10 ans et sont conçus dans les styles actuels tout en gardant à l'esprit votre façon de travailler. **Ne renvoyez pas le produit au magasin, contactez-nous d'abord au 1-800-950-4782.**

Gracias por comprar este producto de Bush Business Furniture. Confiamos que usted estará completamente satisfecho con su mueble por muchos años. Los productos de Bush Business Furniture tienen 10 años de garantía y son diseñados con los estilos de hoy en mente para la manera que usted vive. **No devuelva el producto a la tienda, primero comuníquese con nosotros al 1-800-950-4782.**

CONTACT US

Monday – Friday
8:30 a.m. – 7:30 p.m. ET
(Except Holidays)

Bush Consumer Services
One Mason Drive, P.O. Box 460
Jamestown, NY 14701
ConsumerService@Bushindustries.com

1-800-950-4782 USA/CANADA
001-800-950-4782 MEXICO

Se habla español
Outside USA/CANADA/MEXICO
001-716-665-2510 Ext. 4514

A180134

IT'S AS EASY AS 1,2,3

Assembly tips:

1. Read the instructions and become familiar with the parts.
2. Ensure this carton contains all parts, fasteners and hardware.
3. To protect floors, assemble the furniture on the carton.
4. An assistant may be helpful.
5. Use of power tools is not recommended.

Conseils d'assemblage:

1. Lisez les instructions et familiarisez-vous avec les pièces.
2. Assurez-vous que le carton contient toutes les pièces, toutes les pièces de fixation et toute la quincaillerie.
3. Pour protéger vos sols, assemblez le meuble sur le carton.
4. Il peut être utile de vous faire aider.
5. L'utilisation d'outils électriques n'est pas recommandée.

Consejos de Ensamblaje:

1. Lea las instrucciones y familiarícese con las partes.
2. Asegúrese de que esta caja contenga todas las piezas, los sujetadores y el equipo.
3. Para proteger el piso, ensamble el mueble en el carton.
4. Un asistente puede serle útil.
5. El uso de herramientas eléctricas no se recomienda.



CONSUMER
SERVICE

YOU CAN DEPEND ON

Questions? Operators are standing by at our TOLL-FREE help line to assist you with assembly; and, if necessary, to quickly replace damaged/missing parts. Assistance is available 5 days a week. Simply have your store receipt, instruction manual, and part number/description ready when you call our TOLL-FREE help line. It's that easy.

UN SERVICE CLIENTELE SUR LEQUEL VOUS POUVEZ COMPTER

Des questions? Des opérateurs sont prêts sur notre ligne d'assistance GRATUITE pour vous aider à l'assemblage et, si nécessaire, remplacer rapidement les pièces endommagées/manquantes. L'assistance est disponible 5 jours par semaine. Ayez simplement votre reçu de magasin, votre manuel d'instruction et le numéro de pièces/description à votre disposition lorsque vous appelez notre ligne d'assistance GRATUITE. C'est aussi simple que ça.

SERVICIO AL CONSUMIDOR CON EL QUE PUEDE CONTAR

¿Preguntas? Los operadores están listos para ayudarlo con el ensamblaje a través de una línea de ayuda GRATUITA, y en caso de ser necesario, reemplazar de inmediato las piezas dañadas o faltantes. La asistencia está disponible los 5 días de la semana. Solamente tenga listos su recibo de compra, manual de indicaciones y número/descripción de la pieza al momento de llamarnos a la línea de ayuda GRATUITA. Es así de sencillo.

www.bushbusinessfurniture.com