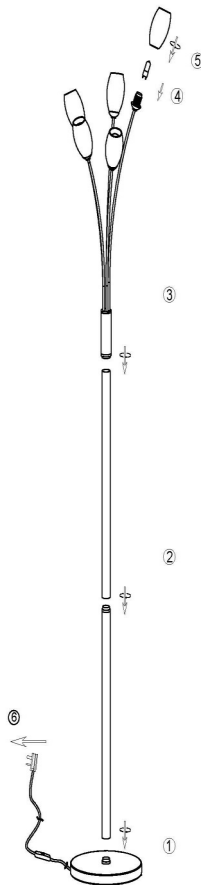


# PANDORA




Thank you for purchasing our product.

PLEASE ENSURE THAT YOU READ THIS INSTRUCTION SHEET IN ITS ENTIRETY BEFORE COMMENCING INSTALLATION  
PLEASE RETAIN THIS SHEET FOR FUTURE REFERENCE



## Installation Instructions

This is a class II  product.

5 x G9 - MAX 33W.

1. Before commencing the installation of this product ensure that it is unplugged from the mains socket.
2. Connect the three parts of stem together, twisting until tight (2 and 3 in the diagram).
3. Connect the completed stem to the base twisting until tight (1 in the diagram).
4. Attach the glass shade to the lamp holder, twist until tight.
5. Push the bulb into the lamp holder.
6. Plug the product into the mains socket.

## Safety Guidance

**WARNING** - this product must be installed in accordance with current building and wiring regulations. If in any doubt consult a qualified electrician.

To avoid risk of damage or injury ensure the cable does not become twisted during assembly.

Young children should be kept away from this product to avoid risk of burns and cuts from broken glass if the product were to be knocked over.





This product is suitable for indoor installation only.

In order to avoid the development of a potential electrical hazard this product should not be modified.

Prior to maintenance or cleaning ensure the product has been switched off and allowed to cool.

When cleaning use only a dry or slightly damp (not near live parts) cloth. Do not use abrasive items as they may damage the product.

DO NOT exceed the maximum wattage as stated on the lamp holder.

Earth	Green/Yellow
Live	Brown or Black
Neutral	Blue or Black
	<b>Protection Class I</b> Luminaire contains an earth wire.
	<b>Protection Class II</b> Luminaire is double insulated (may or may not contain an earth wire).
	<b>Protection Class III</b> Luminaire fed from an external SELV transformer.
	This product should not be disposed of with standard household waste. Please use collection facilities for recovery and recycling where possible.