


ZANUSSI

Operating Manual

16" FLOOR FAN

ZNGF1621B



**REGISTER TODAY
FOR YOUR FREE
ADDITIONAL YEAR
GUARANTEE**

GUARANTEE

At Zanussi, we take all our customer feedback seriously.

Feel free to contact our Product Care Team, on **0330 123 0597** who will be more than happy to assist you.

This product is guaranteed for 12 months from the date of the original purchase. If any defect arises due to faulty materials or workmanship, the faulty product must be returned to the place of purchase.

Refund or replacement is at the discretion of the retailer.

The following conditions apply:

- The product must be returned to the retailer with the original proof of purchase.
- The product must be installed and used in accordance with the instructions contained in this instruction guide and any other instructions for use which are supplied.
- It must be used for domestic purposes only and for its intended use.
- This guarantee does not cover wear and tear, damage, misuse or consumable parts.
- This does not affect your statutory rights.

ZANUSSI CONTACT DETAILS

Website: www.zanussiheatingandcooling.uk

Telephone: 0330 123 0597

Address: Product Care, Green Bank Business Park,
Hindley Green, Wigan, WN2 4AY

Note your serial number below for future reference.



Image for illustration purposes only

REGISTER ONLINE

Visit our website to register your full parts and labour guarantee online.

www.zanussiheatingandcooling.uk

REGISTER BY PHONE

Call our friendly Product Care team on the number below.

0330 123 0597

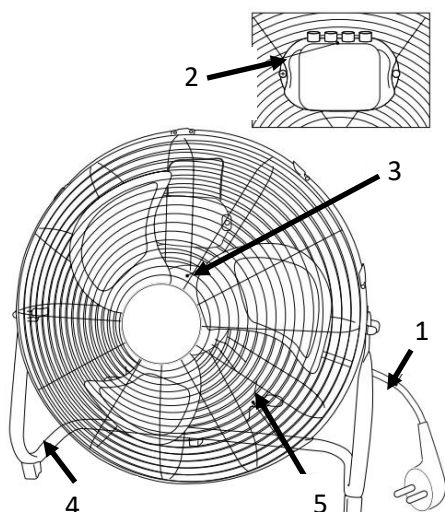
IMPORTANT SAFETY INSTRUCTIONS

- It is hazardous for anyone other than a competent person to carry out any service or repair operation that involves the removal of a cover which gives protection against exposure to electrical parts.
- Do not use with a damaged cord or plug. If the supply cord is damaged, it must be replaced by the manufacturer, its service agent or similarly qualified persons in order to avoid a hazard.
- This product is intended for household use only.
- Do not use outdoors.
- This appliance can be used by children aged from 8 years and above and persons with reduced physical, sensory or mental capabilities or lack of experience and knowledge if they have been given supervision or instruction concerning use of the appliance in a safe way and understand the hazards involved. Children should not play with the appliance. Cleaning and user maintenance should not be made by children without supervision.
- Do not operate this appliance for anything other than its intended use.
- Do not immerse whole unit in water or other liquids for cleaning.
- Unplug from outlet when not in use. Do not leave unattended while plugged in.
- Do not use if it has been dropped, damaged, left outdoors or dropped into water.

IMPORTANT SAFETY INSTRUCTIONS

- Keep the appliance away from water; do not allow it to get wet. If unit is wet, do not plug unit into wall socket or turn unit on.
- Do not handle the appliance with wet hands.
- Do not pull or carry by cord, use cord as a handle, close door on cord, pull cord around sharp corners or edges, or expose cord to heated surfaces. Do not unplug by pulling on cord.
- To protect against electrical shock do not immerse cord, plug, or appliance in water or other liquid.
- Unplug from the mains outlet when not in use, before putting on and taking off parts, and before cleaning.
- Only use the unit when fully assembled.
- Never place your fingers or other objects into any part of the appliance. Be aware that loose clothing or hair may become trapped in the appliance if improperly used.
- Before use, ensure that all of the air vents of the appliance are clear and there is no restriction of air flow.
- Caution: Appliance may disturb ashes in an open fire. Always avoid directing the appliance toward naked flames.

PARTS

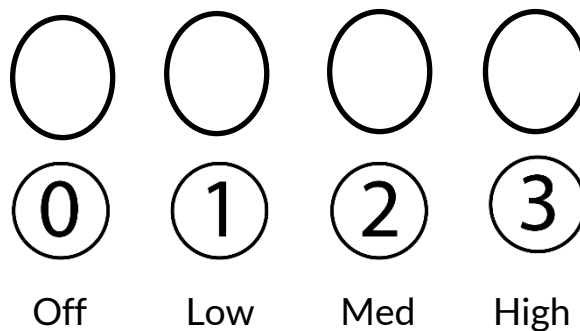


1. Power Cord
2. Speed Settings
3. Fan Blade
4. Fan Stand
5. Mesh Grille

ASSEMBLY

1. Your Zanussi 16" Floor Fan comes fully assembled out of the box.
2. Ensure on a stable surface, plug in and switch on.

SETTINGS



REGISTER ONLINE

Visit our website to register your full parts and labour guarantee online.

www.zanussiheatingandcooling.uk

REGISTER BY PHONE

Call our friendly Product Care team on the number below.

0330 123 0597

PROBLEM SOLVING

The fan doesn't switch on	<ul style="list-style-type: none">• Check the fan is plugged in• Check the socket is switched on• Check another appliance in the socket• Unplug and check for any obvious signs of damage to cord or plug• If recently used, allow to cool for 1 hour then try again
The fan is rattling	<ul style="list-style-type: none">• Check there is nothing in contact with the fan• Check the fan is on a level surface
Fan is making a grinding sound	<ul style="list-style-type: none">• Immediately switch off and contact Customer Services
The air is dusty	<ul style="list-style-type: none">• Ensure fan is unplugged and set to 0• Using a vacuum and crevice brush, gently vacuum the front grille

If you are still experiencing difficulties with the appliance please contact us **BEFORE** returning the appliance to the retailer it was purchased from:

Website: www.zanussiheatingandcooling.uk

Telephone: 0330 123 0597

Address: Product Care, G2S, Green Bank Business Park,
Hindley Green, Wigan, WN2 4AY

IMPORTANT!

3

MONTHS

KEEP GRILLE CLEAN

Vacuum the grille at least once every 3 months.

The fan may require more frequent vacuuming if in a dusty environment.

Ensure that the fan is unplugged before cleaning.



This product is guaranteed for 12 months from the date of the original purchase. If any defect arises due to faulty materials or workmanship, the faulty product must be returned to the place of purchase.

By registering your product you will get an additional year guarantee free of charge. Additional cover can be purchased through the website.

REGISTER ONLINE

Visit our website to register your full parts and labour guarantee online.

www.zanussiheatingandcooling.uk

REGISTER BY PHONE

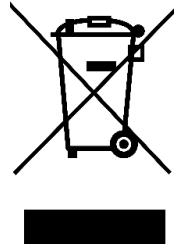
Call our friendly Product Care team on the number below.

0330 123 0597

ZANUSSI

ZANUSSI is a registered trademark used under license from AB Electrolux (publ).
Made under license by G2S Limited, Wigan, WN2 4AY/G2S (NI) Ltd, Belfast, BT5
5AD

Zanussi Support: call 0330 123 0597 or visit www.zanussiheatingandcooling.uk



The 'wheelee bin' symbol is known as the 'Crossed-out wheelee bin Symbol'. When this symbol is marked on a product/batteries, it means that the product/batteries should not be disposed of with your general household waste. Only discard electrical/electronic/battery items in separate collection schemes, which cater for the recovery and recycling of materials contained within. Your co-operation is vital to ensure the success of these schemes and for the protection of the environment. For your nearest disposal facility, visit www.recycle-more.co.uk or ask in store for details.

SEDEX – Connecting businesses and their global suppliers to share ethical data and enabling improvement in ethical performance. Visit www.sedex.org.uk for further information.

We reserve the right, due to possible changes to design, to alter the instruction manual without prior notice.

ZNGF1621B



Revision 1.6