

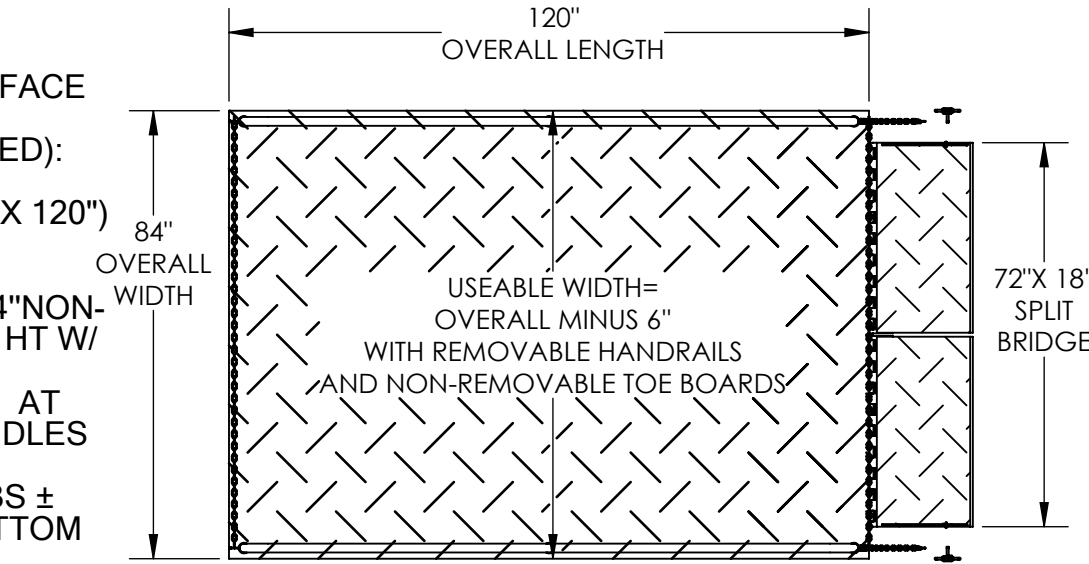
**PREMIUM TRUCK SCISSOR DOCK LIFT - WL-100-5-710**

\*\*\*ANY ADDITIONS, DELETIONS, OR OMISSIONS MUST BE CORRECTED ON THIS DRAWING AS THIS DRAWING WILL BE CONSIDERED ALL INCLUSIVE\*\*\*  
 ALL GRAPHICS PROVIDED ARE FOR REFERENCE ONLY. IF CERTAIN DIMENSIONS ARE CRITICAL PLEASE VERIFY THOSE DIMENSIONS WITH YOUR SALESPERSON

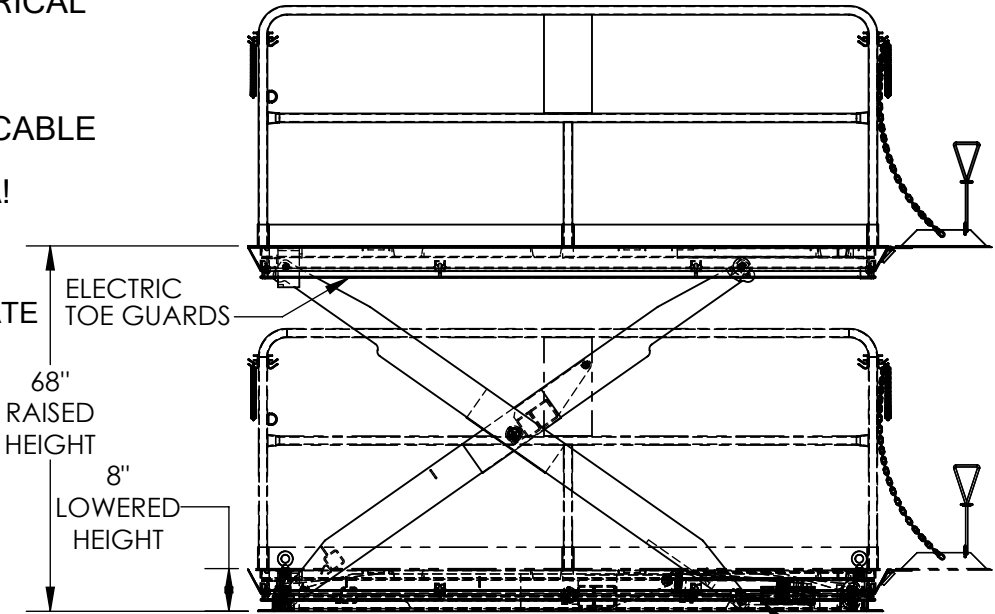
**STANDARD FEATURES**  
 MODEL NUMBER: WL-100-5-710  
 UNIT TO BE MOUNTED: AT SURFACE OR IN PIT (CIRCLE ONE)  
 CAPACITY (EVENLY DISTRIBUTED): 5,000 LBS  
 OVERALL PLATFORM SIZE:(84" X 120")  
 RAISED HEIGHT 68" ± 2"  
 LOWERED HEIGHT: 8"  
 REMOVABLE HANDRAILS AND 4"NON-REMOVABLE TOE BOARDS 45" HT W/ 21" MID-RAIL  
 TRUCK BRIDGE IS 72" W X 18" L AT ROLLER END W/ CHAINS & HANDLES  
 FRAME SIZE IS: 62" W X 118" L  
 SHIPPING WT APPROX: 3800 LBS ±  
 6 1/2 HP POWER UNIT (SEE BOTTOM OF PAGE)  
 W/ 8' OF HYDRAULIC HOSE  
 -HAND-HELD CONTROL ON A 4'-20' COIL CORD  
 REFER TO THE UNIT'S ELECTRICAL DIAGRAM FOR ELECTRICAL SERVICE REQUIREMENTS  
 -INSTALL TO MEET ALL APPLICABLE STATE & LOCAL CODES FOR YOUR AREA!  
 5" BEVELED TOE GUARD  
 ARCHITECTURAL REVIEW FOR CORRECTNESS OF PIT AND FOR COMPLIANCE TO LOCAL AND STATE CODES IS RECOMMENDED.

DIMENSION TOLERANCE ± 1/4"

**SPECIAL FEATURES**  
 NONE



\*\* STANDARD UNIT NOT INTENDED FOR SIDE CROSS LOAD \*\*



FOR INTERNAL USE ONLY PROJECT SIGN OFF	
SALES	
ENG.	
FAB.	
POWER	

HYDRAULIC UNIT  
 OVERALL DIMENSIONS  
 14"W x 33"L x 31"H  
 (COMES W/ 8FT HOSE)

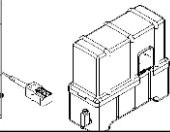
APPROVAL

I, THE UNDERSIGNED, AGREE THAT THE PRODUCT AS REPRESENTED SATISFIES DESIGN AND DIMENSION REQUIREMENTS. I ALSO ACKNOWLEDGE MY DUTY TO CONFIRM PRODUCT AND INSTALLATION COMPLIANCE WITH ALL APPLICABLE FEDERAL, STATE AND LOCAL REGULATIONS AND STANDARDS.  
**ANY MODIFIED UNITS ARE NON-RETURNABLE**  
 [ ] As drawn [ ] As marked

Signed: \_\_\_\_\_ Date: \_\_\_\_\_

Printed Name: \_\_\_\_\_  
 LEAD TIME WILL START UPON RECEIPT OF SIGNED APPROVAL DRAWING

POWER	AC	<del>DC (12V)</del>	<del>AIR/OIL</del>
MOTOR VOLTAGE	<del>115</del>	<del>208</del>	<del>230</del> 460
DEDICATED CIRCUIT REQUIRED 60Hz			
MOTOR PHASE	<del>SINGLE</del>	THREE	
CONTROL	HAND	<del>FOOT</del>	



DISTRIBUTOR'S NAME:		P.O.#
VESTIL MANUFACTURING		X
DRAWN BY: DLS		W.O.#
DATE: 10/12/2016		X
REFERENCE: X	SCALE: 1:36	SALES: X
QUOTED LEAD TIME: X	QUOTE # X	FILE NAME:
		05-007-305