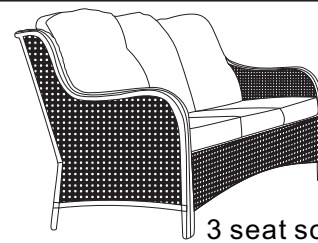


# INSTRUCTIONS

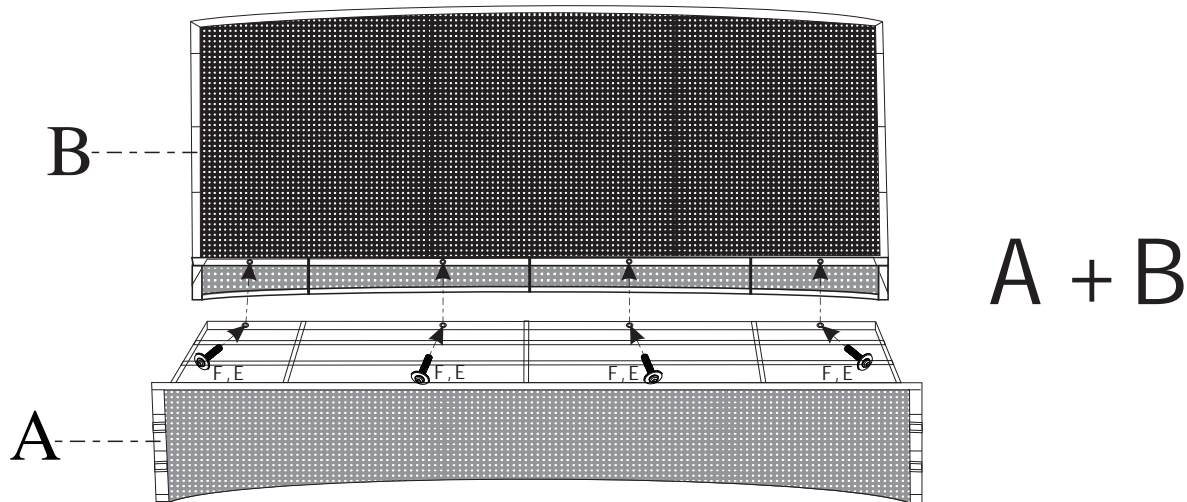
**IMPORTANT:** In order to make the whole product adjust to the best, please install all the screws on the product before fully tighten, and note to put the washer to the screw before putting the screw into the screw hole.

Please follow the instructions below to ensure that the furniture is stable and firm.

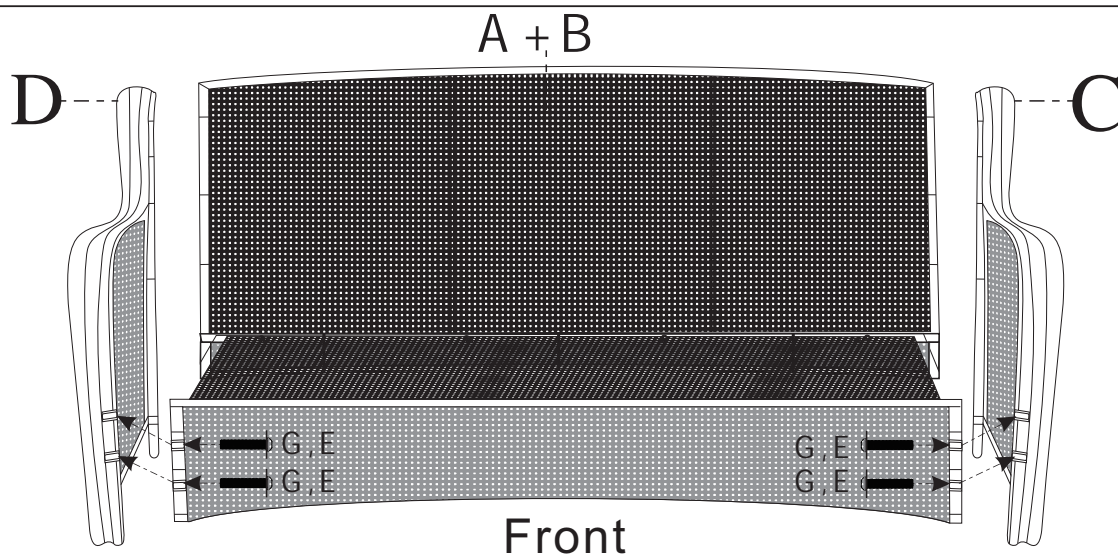


A	B	C	D	E	F	G	H	I	J
1PC CHAIR PLATE	1PC BACKREST	1PC LEFT LEG	1PC RIGHT LEG	12PCS METAL WASHER (m6)	M6*40mm 4PCS METAL SCREW	M6*35mm 4PCS METAL SCREW	M6*45mm 4PCS METAL SCREW	1PC ALLEN KEY WRENCH	3PRS SEAT AND BACK CUSHION

①



②



③

