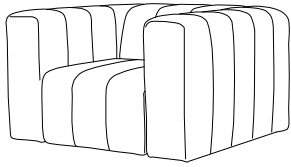




ASSEMBLY INSTRUCTION

Langham Motion Chair

Components

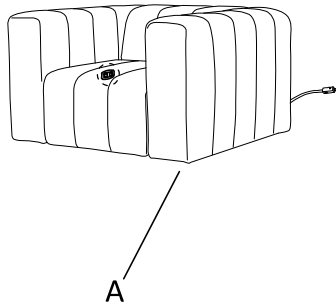


A
x1

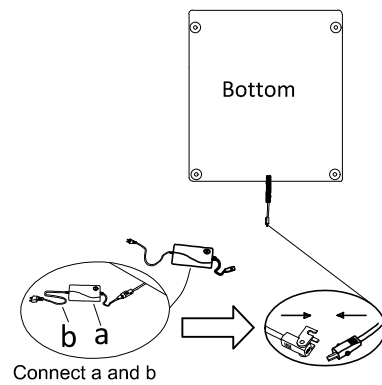
Hardware List		
a		Transformer 1
b		Charger 1

Assembly Instructions

- ① Pull the power input wire from the back of the body, connect with the transformer and charger.



- ② Connect with the transformer and charger



- ③ Find switch panel on the side of the seat cushion .

