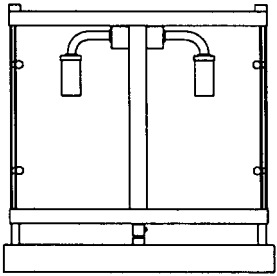


# Assembly Instruction

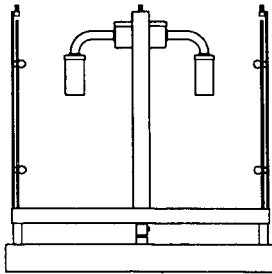
1



1, Take the fixture body out and put it upside down on a smooth flat surface.

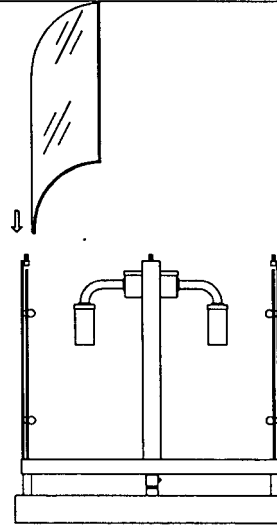
2

FINIAL  
RING



2, Thread the finial off the fixture body, then take the ring off.

3



3, Assemble the bent glass panel onto the fixture frame.

4

