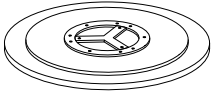







# ASSEMBLY INSTRUCTIONS

CVFNR4545

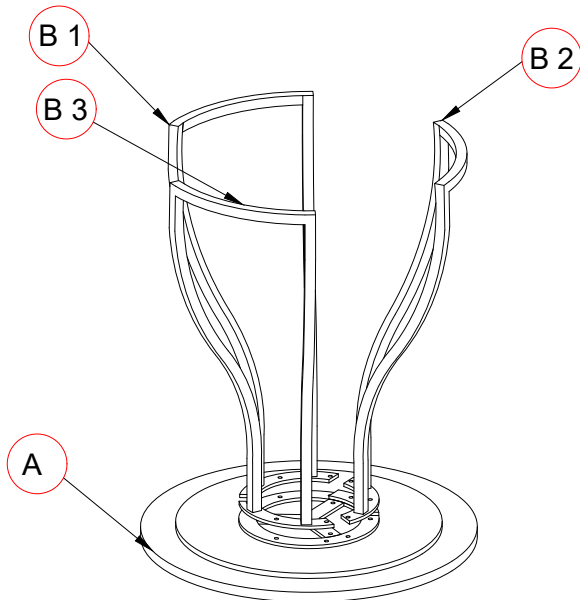
## PART 'S

NO.	PART DESCRIPTION	QNT.
A	 TOP	1 Pc
B	 LEGS B 1, B 2, B 3	3 Pcs

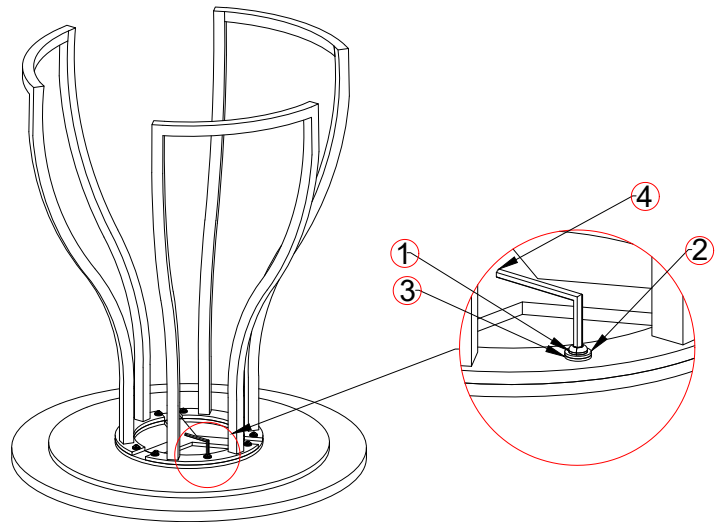
## HARDWARE

NO.	PART DESCRIPTION	QNT.
1.	 BOLT	9 Pcs
2.	 WASHER	9 Pcs
3.	 SPRING WASHER	9 Pcs
4.	 ALLEN KEY	1 Pc


STEP 1 - PLACE TOP UPSIDE DOWN ON SOFT SURFACE



STEP 2



STEP 3 COMPLETED



Note : Levellers are provided at bottom to balance the product on uneven surface .