










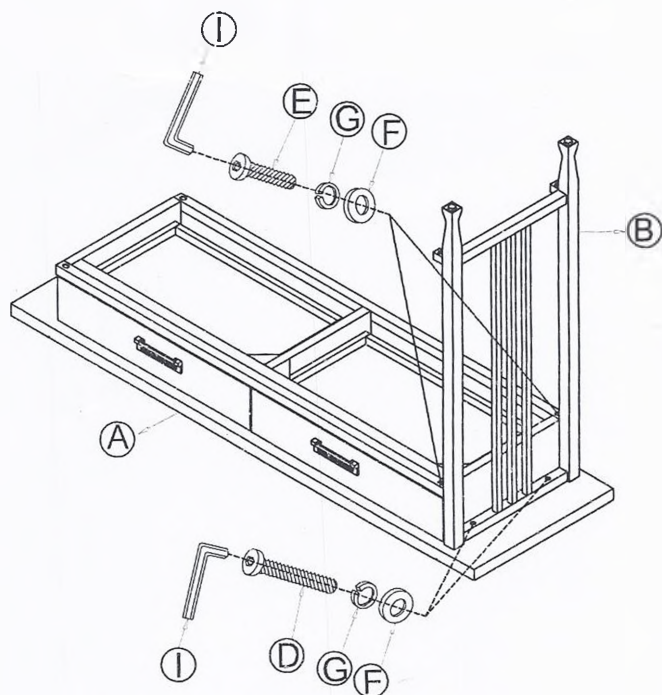
# Assembly Instructions,

# Two Drawer Sofa Table

A: Top Assembly	
B: (2) Leg Frames	
C: Shelf	
D: (4) Long Bolts	
E: (8) Short Bolts	
F: (12) Flat Washers	
G: (12) Lock Washers	
H: (2) Wood Screws	
I : Allen Wrench	

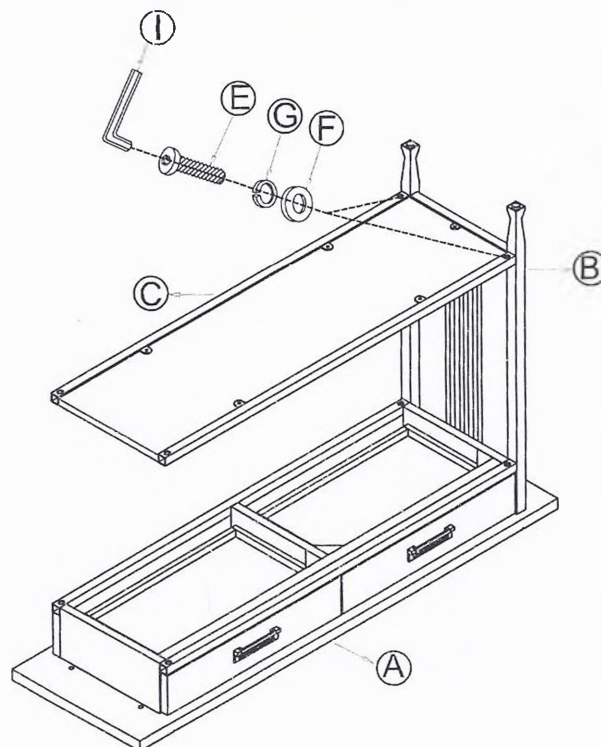
## Step 1

Place the top upside down on a soft surface. Insert one leg frame into the top tubes, fasten with two long bolts on the side and two short bolts on the ends. Do not tighten.



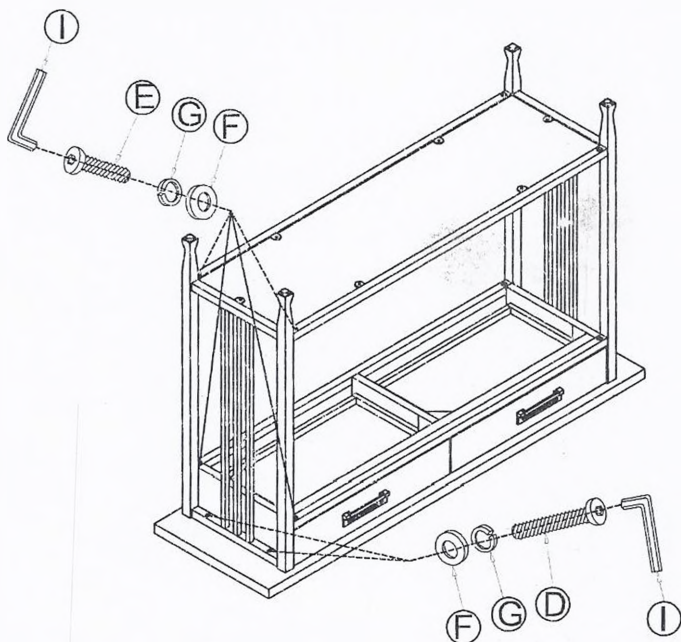
## Step 2

Insert the shelf into the leg frame, fasten with two short bolts. Do not tighten.



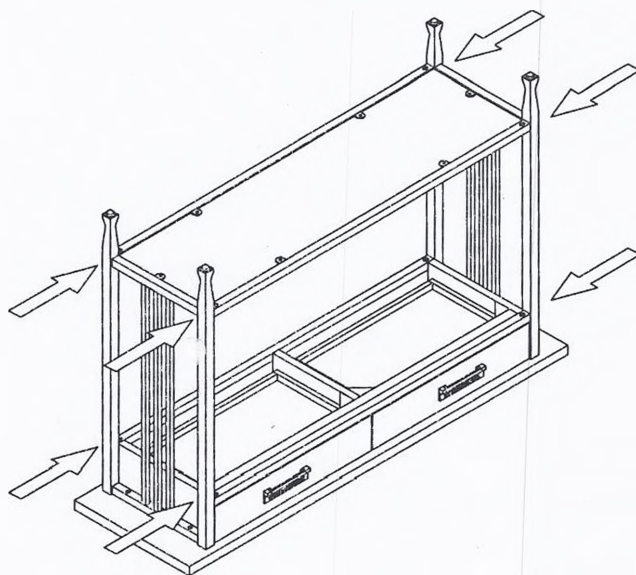
### Step 3

Do the same thing on the other leg frame as in step 1 and step 2.



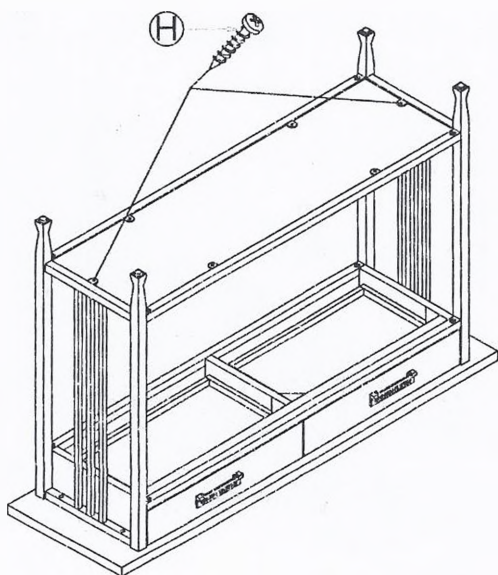
### Step 4

Push leg frames onto the shelf and top metal tubes, tighten the bolts.



### Step 5

Fasten the shelf with 2 screws.



### Step 6

Adjust levelers on the bottom of leg frames if needed.

