


COLD LED LIGHT BULB



NOT GOOD EFFECT



WARM HALOGEN LIGHT BULB

Merchant recommendation

GOOD EFFECT

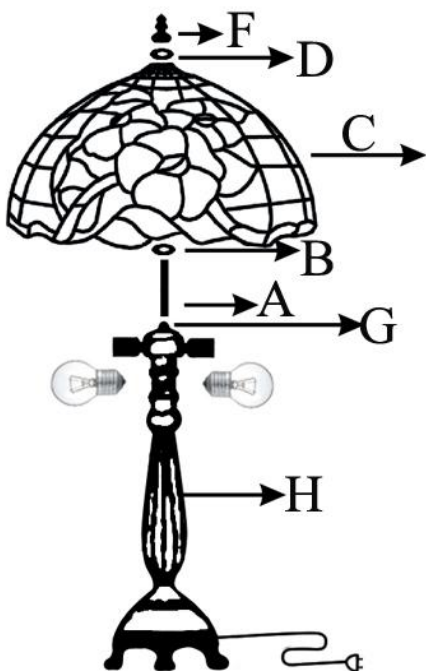


WARM LED LIGHT BULB



NOT GOOD EFFECT


- 1: Put the Halogen bulb (MAX 100W) into the sockets **G**
- 2: Put the Harp **A** to the socket base **G**, and add **B** to harp
- 3: Put the lampshade **C** into the harp **A**, add **D** on the top of harp.
- 4: Put the top **F** on the harp.
- 5: Test the lamp whether it's working. If your bulb not working, first replace the bulb, and if it still doesn't work, please check whether the copper inside of the socket is pop-up.



COLD LED LIGHT BULB



NOT GOOD EFFECT



WARM HALOGEN LIGHT BULB

Merchant recommendation

GOOD EFFECT



WARM LED LIGHT BULB



NOT GOOD EFFECT

- 1: Put the Halogen bulb (MAX 100W) into the sockets **G**
- 2: Put the Harp **A** to the socket base **G**, and add **B** to harp
- 3: Put the lampshade **C** into the harp **A**, add **D** on the top of harp.
- 4: Put the top **F** on the harp.
- 5: Test the lamp whether it's working. If your bulb not working, first replace the bulb, and if it still doesn't work, please check whether the copper inside of the socket is pop-up.