









CARE AND MAINTENANCE

Store outdoor furniture indoors or cover well when not in use.
 Remove wicker furniture from standing water. Dust regularly with small brush or vacuum
 Spills should be taken care of immediately before they harden or stain with a slightly dampened sponge.

NOTICE

- * Please make sure that you have all parts indicated before you begin assembly of this item
- * This item should be assembled on a soft surface to prevent scratching the finish during assembly
- * This item may require periodic tightening

Part List and Hardware List

PIECE	DESCRIPTION	PICTURE	QUANTITY
A	Chair Seat Frame		2X
B	Chair Leg - 1		2X
C	Chair Seat Cushion		2X
D	Chair Back Cushion		2X
E	Table Leg		1X
F	Glass Table		1X
HW1	Socket Screws 6x0.5x15mm		12X
HW2	Allen key		2X

**Weight Capacity : 275 Lbs (chair)
 550 Lbs (bench)**

Warning : Do not stand on chair

Warning : Do not over torque bolts/screws

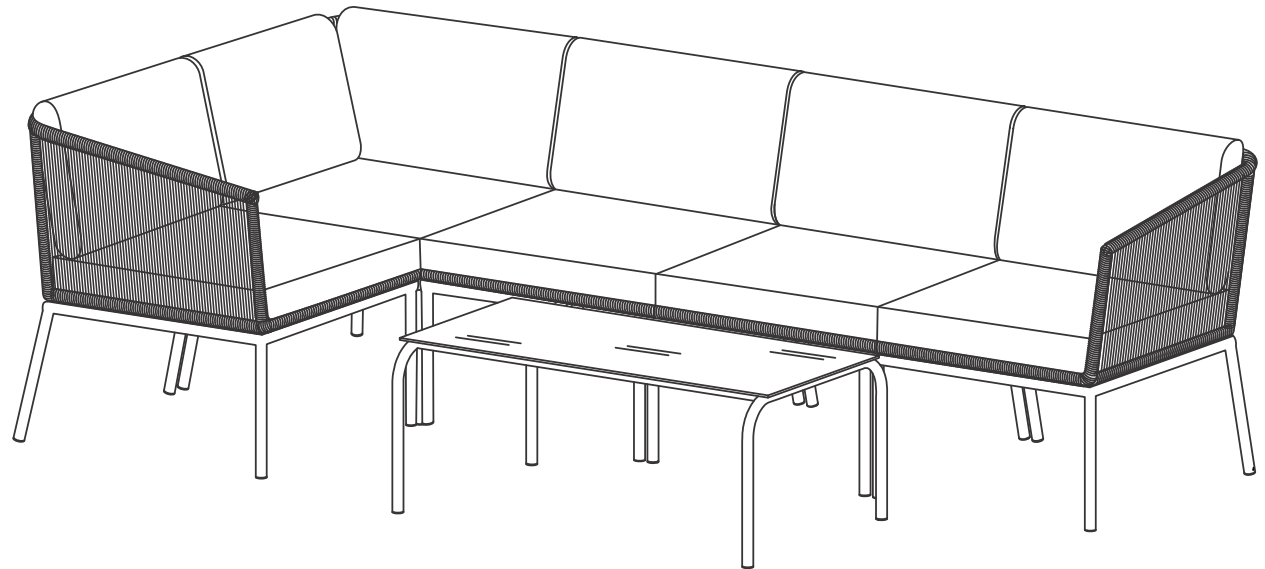


Product Dimensions:

23.62"x26.38"x29.13" H (Chair)

39.37"x25.59"x14.96" H (Table)

26.38"x26.38"x29.13" H (Corner)









CARE AND MAINTENANCE

Store outdoor furniture indoors or cover well when not in use.
Remove wicker furniture from standing water. Dust regularly with small brush or vacuum
Spills should be taken care of immediately before they harden or stain with a slightly dampened sponge.

NOTICE

- * Please make sure that you have all parts indicated before you begin assembly of this item
- * This item should be assembled on a soft surface to prevent scratching the finish during assembly
- * This item may require periodic tightening


Part List and Hardware List

PIECE	DESCRIPTION	PICTURE	QUANTITY
A	Chair Seat Frame		2X
B	Chair Leg - 1		2X
C	Chair Seat Cushion		2X
D	Chair Back Cushion		2X
HW1	Socket Screws 6x0.5x15mm		12X
HW2	Allen key		2X

**Weight Capacity : 275 Lbs (chair)
550 Lbs (bench)**

Warning : Do not stand on chair

Warning : Do not over torque bolts/screws



PREPARATION

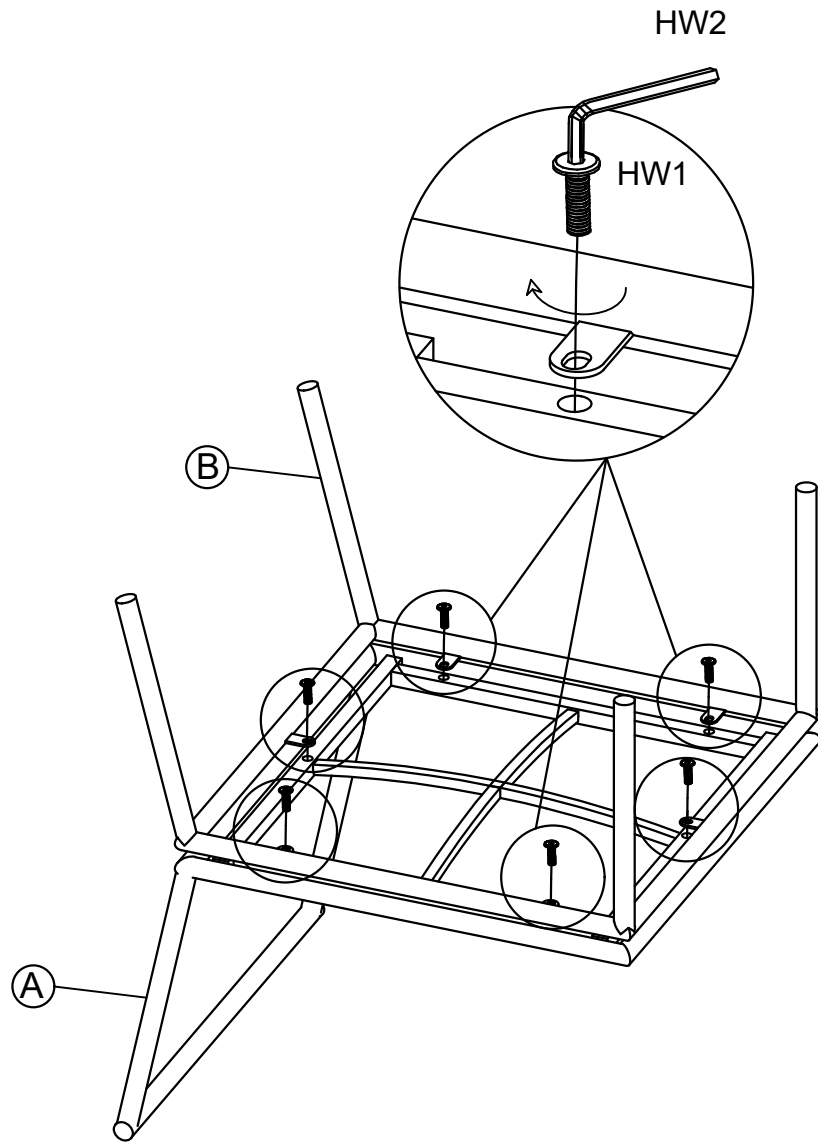
Before beginning assembly of product, make sure all parts are present. Compare parts with package contents list and hardware contents list.

If any part is missing or damaged, do not attempt to assemble the product.

Estimated Assembly Time: 15 minutes.

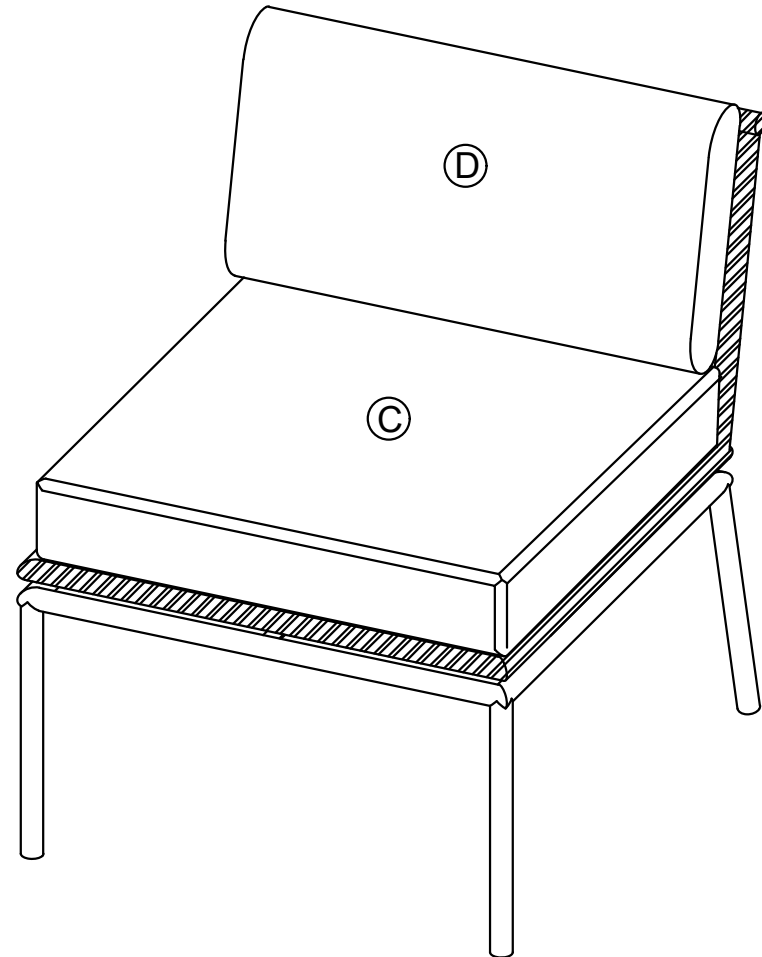
Tools Required for Assembly (included): Allen Key

1 x2



Step 1
Attach Chair Leg - 1 (B) to Chair Seat Frame (A). Use Bolt (HW1) tighten with Allen Key (HW2)

2 x2



Step 2
Put on Chair Seat Cushion (C) & Chair Back Cushion (D) to complete Chair