

Chairside End Table 24" X 13" X 24.25"

Your furniture purchase is an investment. Here are a few tips to maximize the lifetime of your furniture with a minimal amount of effort. Properly caring for your furniture can help ensure that it looks great year after year.

Wood Furniture Maintenance:

- Always dust, wipe, and clean with the grain of the wood.
- Dust with a soft cloth. Dust will scratch the furniture surface if not removed properly.
- If a polished surface becomes cloudy, rub it with a cloth dipped in a solution of one tablespoon vinegar to one quart of water. Rub softly with the grain until the surface is completely dry.
- Soap and water are not advisable for wood surfaces. Water can penetrate the finish and raise the grain on wood, causing damage.
- Remember to change dusting cloths frequently as dirty cloths may scratch your furniture's surface.

The Enemies of Wood:

- Moisture is wood's worst enemy. Liquid spills should be gently wiped up immediately. Coasters should be used under all beverages.
- Do not allow rubber or vinyl materials to lie on the furniture. Chemicals in rubber may leave a stain. Put a strip of felt or leather under accessories that have rubber or vinyl.
- Heat creates a chemical change in the furniture's finish, which may result in a white spot. Use protective pads under hot dishes, appliances, etc.
- Sunlight's ultraviolet rays can damage the finish of furniture. Do not place furniture directly against a heater or radiator and do not place in the path of hot streams of air from central heating. This will cause extreme localized drying of the wood.

Marble Top Maintenance:

The surface of the marble on your table has been polished and sealed to create a generally non-porous surface. The stone has many natural characteristics including veining, hairline cracks, and color variations, which make up the stone's beauty.

To maintain the beauty of your marble:

- Protect surfaces from scratching, staining and etching by:
 - Keeping them free of debris or sharp objects.
 - Wiping up spills immediately
 - Avoiding contact with chemicals (particularly acid-based materials)
- Clean with PH neutral products or those especially formulated for use on stone.
- It is not recommended to use a water-based solvent for dark marble as it will remove the polish from the surface.

Caring for the Fabric on Upholstered Furniture:

- Frequent vacuuming of the entire upholstered area will prevent dust from settling into the fibers.
- Professional cleaning is always recommended for all upholstered pieces.
- Do not use cleaning products containing brightening agents.



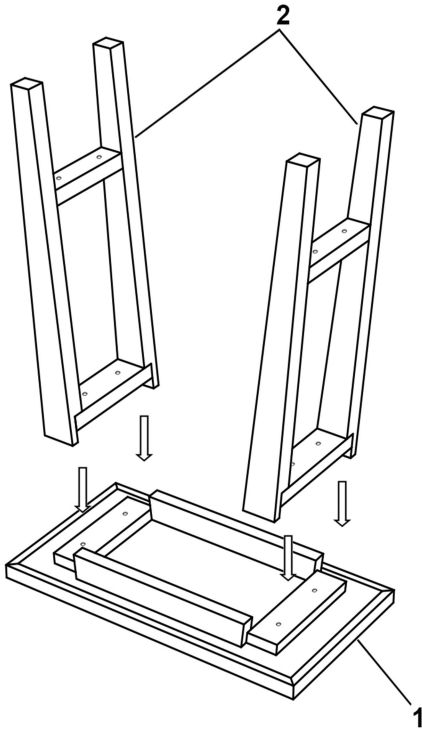
Assembly Instruction

Put all screws in loosely at first.

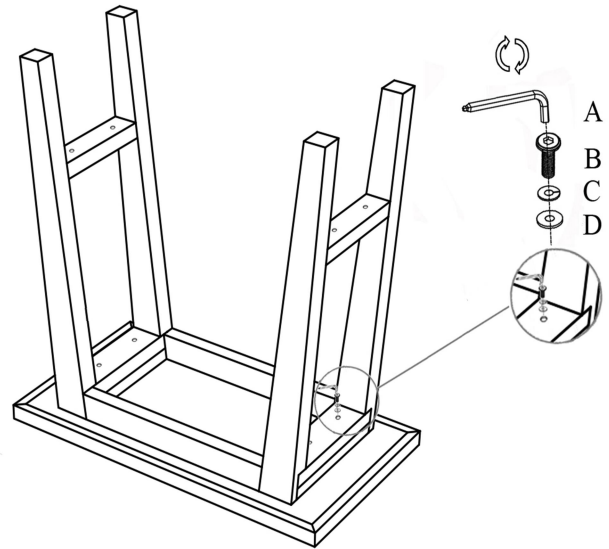
Do not tighten screws & bolts until the entire item is completely assembled.

Note: More than 2 people assemble required

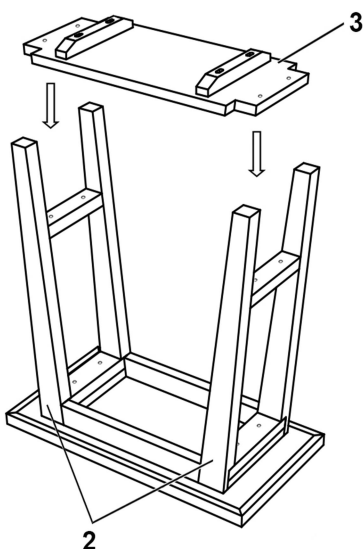
STEP# 1: Put the Legs(2) to Wooden Top(1).
Match the color arrows.



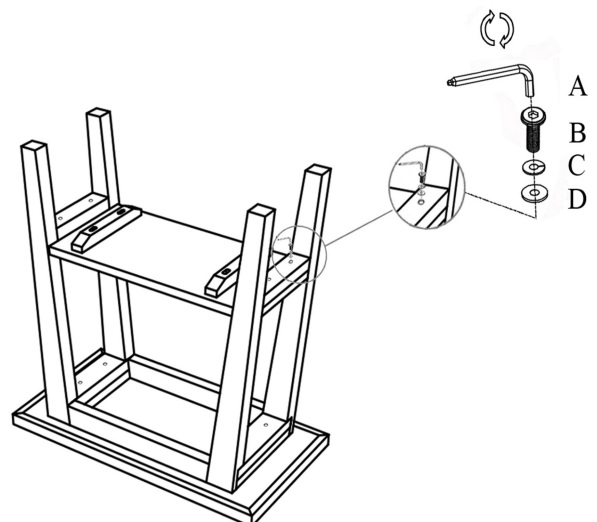
STEP# 2: Tighten the bolts to lock the legs as shown below.



STEP# 3: Put Shelf (3) between the Legs(2).
Match the color arrows.



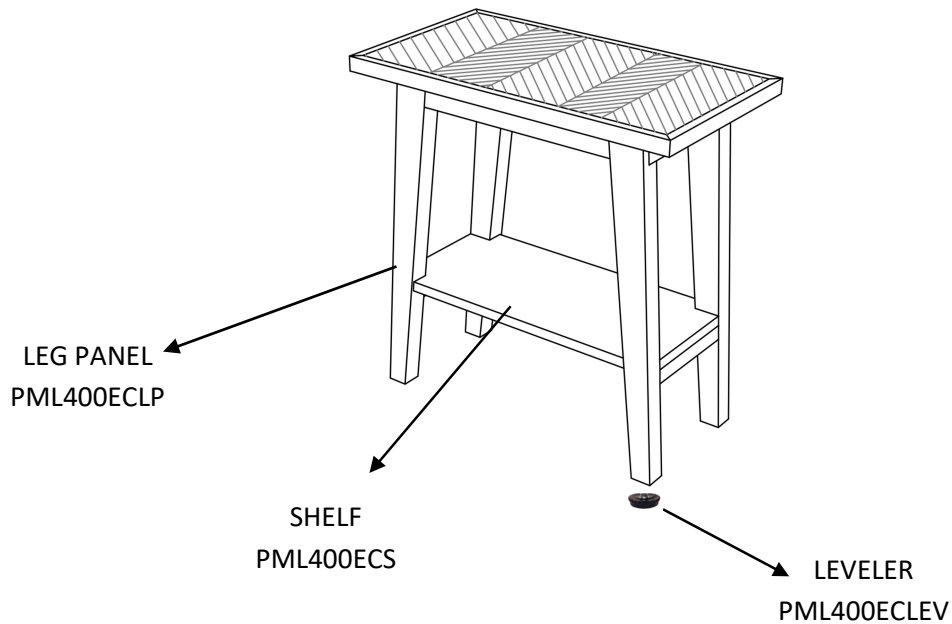
STEP# 4: Tighten the bolts to lock the Shelf as shown below.



Hardware Pack

A		4 MM	1 PC.
B		30X 6 MM	8 PCS.
C		8 MM	8 PCS.
D		8 X 15 MM	8 PCS.

PARTS FOR COMPLETE HARDWARE



PRODUCT DETAILS	
TOP	MANGO WOOD
LEGS	MANGO WOOD
SHELF	MANGO WOOD
LEVELER	IRON & PLASTIC
PRODUCT SIZE	24" X 13" X 24.25"
CARTON SIZE	27.5" X 17" X 12"
NET WEIGHT	17.600 LBS
GROSS WEIGHT	27.000 LBS
CU. FT.	3.24