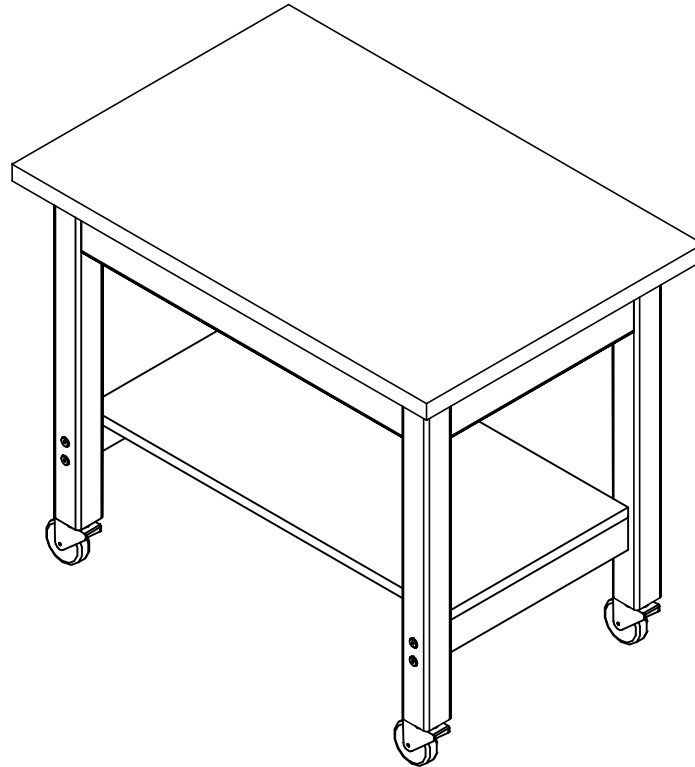


# MOBILE DEMO CART

4501 & 4502 (OAK OR MAPLE)  
ASSEMBLY INSTRUCTIONS



NOTE:

1. MODEL VIEWS MAY NOT REPRESENT EXACT MODEL PURCHASED

DWN BY:	EMK	DWN DATE:	11/15/16
APR BY:		DATE APR:	
APR BY:		DATE APR:	

UNLESS OTHERWISE SPECIFIED  
DIMENSION ARE IN INCHES  
CABINET SQUARENESS ± .0625  
FRACTIONAL VALUES ± 1/32"  
- ALL VALUES ± OVERALL -



300 South Krueger Street  
Suring, WI 54174  
diversifiedwoodcrafts.com

TITLE:  
MOBILE DEMO CART  
ASSEMBLY INSTRUCTIONS

REV.	DESCRIPTION	DATE	NAME	ECN NO.
A	CREATED ASSEMBLY INSTRUCTIONS	11/15/16	EMK	-
REVISION LEVEL				

THIS DRAWING IS THE SOLE PROPERTY OF  
DIVERSIFIED WOOD CRAFTS. IT MAY NOT  
BE ALTERED OR CHANGED WITHOUT  
PERMISSION

DRAWING NUMBER:  
4501 & 4502

SCALE:	SHEET:	REVISION:
NTS	1 OF 7	REV A

### TOOLS REQUIRED

1/2" WRENCH
1/2" SOCKET AND TORQUE WRENCH - OPTIONAL
4MM ALLEN WRENCH
SCREW DRIVER

### ASSEMBLY COMPONENTS

ITEMS INCLUDED	PART #	PART DESCRIPTION	QTY
TOP AND APRON ASSEMBLY	N/A	TOP ASSEMBLY (FACTORY ASSEMBLED)	1
LEGS WITH CASTERS	VARIES	LEG (MATERIAL VARIES) 2.25X2.25X28.25	4
BRACES	N/A	LEG BRACE - 16.00" LONG	2
SHELF	N/A	SHELF - 15.875" W X 31.125" L	1
CONFIRMATS - LEGS	227578	SCREW,7MMX90MM,CONN,ALLENHEAD, BLACK	8
SCREWS - SHELF	100066	SCREW,#8X1.5 FSQ SMS TYPE 17	4
WASHER - CORNER LEG BRACKET	100039	WASHER,SPLIT LOCK 5/16	4
HEX NUT - CORNER LEG BRACKET	100044	NUT,HEX 5/16-18 STEEL ZINC	4

**NOTE:**

- TOPS ARE EITHER PLAM OR CHEMGUARD.

DWN BY:	EMK	DWN DATE:	11/15/16
APR BY:		DATE APR:	
APR BY:		DATE APR:	

UNLESS OTHERWISE SPECIFIED  
DIMENSION ARE IN INCHES  
CABINET SQUARENESS ± .0625  
FRACTIONAL VALUES ± 1/32"  
- ALL VALUES ± OVERALL -



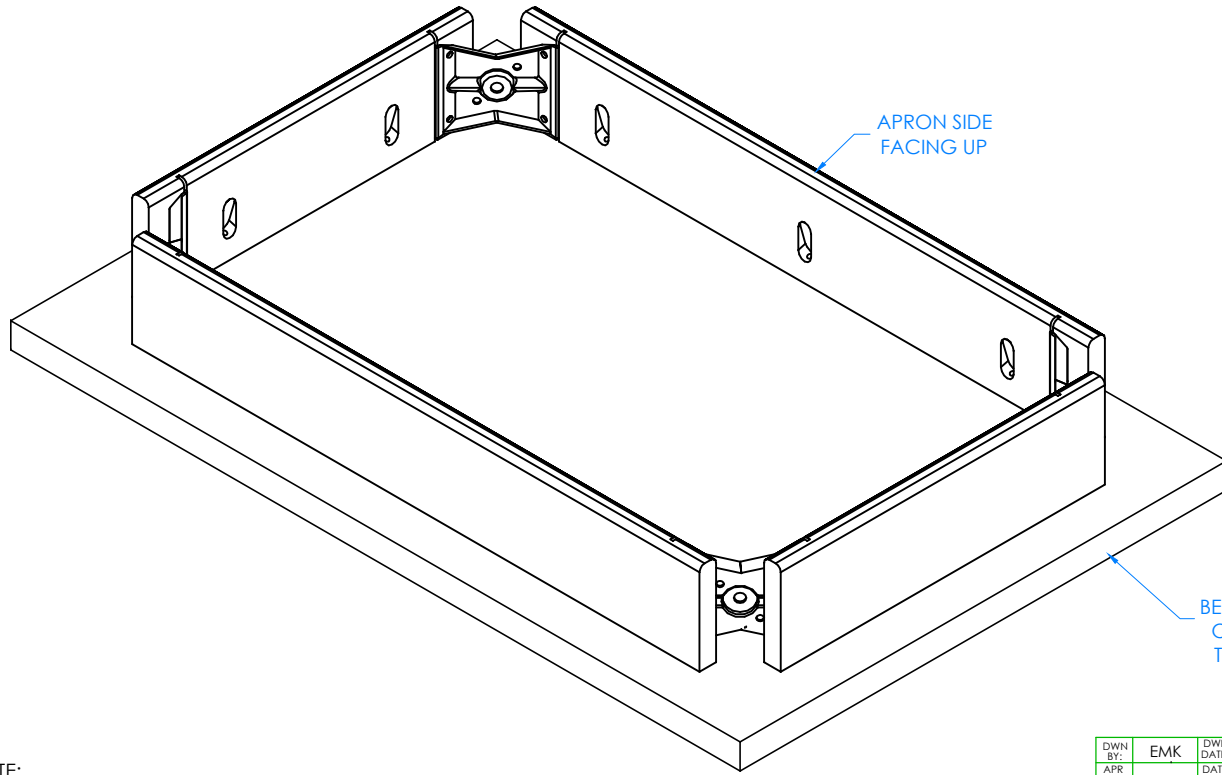
300 South Krueger Street  
Suring, WI 54174  
diversifiedwoodcrafts.com

TITLE:  
MOBILE DEMO CART  
TOOLS AND ASSEMBLY COMPONENTS

REV.	DESCRIPTION	DATE	NAME	ECH NO.
A	CREATED ASSEMBLY INSTRUCTIONS	11/15/16	EMK	-
				REVISION LEVEL

THIS DRAWING IS THE SOLE PROPERTY OF  
DIVERSIFIED WOOD CRAFTS. IT MAY NOT  
BE ALTERED OR CHANGED WITHOUT  
PERMISSION

DRAWING NUMBER:	SCALE:	SHEET:	REVISION:
4501 & 4502	NTS	2 OF 7	REV A



STEP 1:

- LAY TOP ASSEMBLY ON FLOOR WITH APRON SIDE FACING UP.

**\*\*NOTE\*\***  
BE SURE TOP ASSEMBLY IS ON A CLEAN SURFACE TO PREVENT DAMAGE

NOTE:

- 1.

DWN BY:	EMK	DWN DATE:	11/15/16
APR BY:		DATE APR:	
APR BY:		DATE APR:	

UNLESS OTHERWISE SPECIFIED DIMENSION ARE IN INCHES  
 CABINET SQUARENESS ± .0625  
 FRACTIONAL VALUES ± 1/32"  
 - ALL VALUES ± OVERALL -



300 South Krueger Street  
 Suring, WI 54174  
 diversifiedwoodcrafts.com

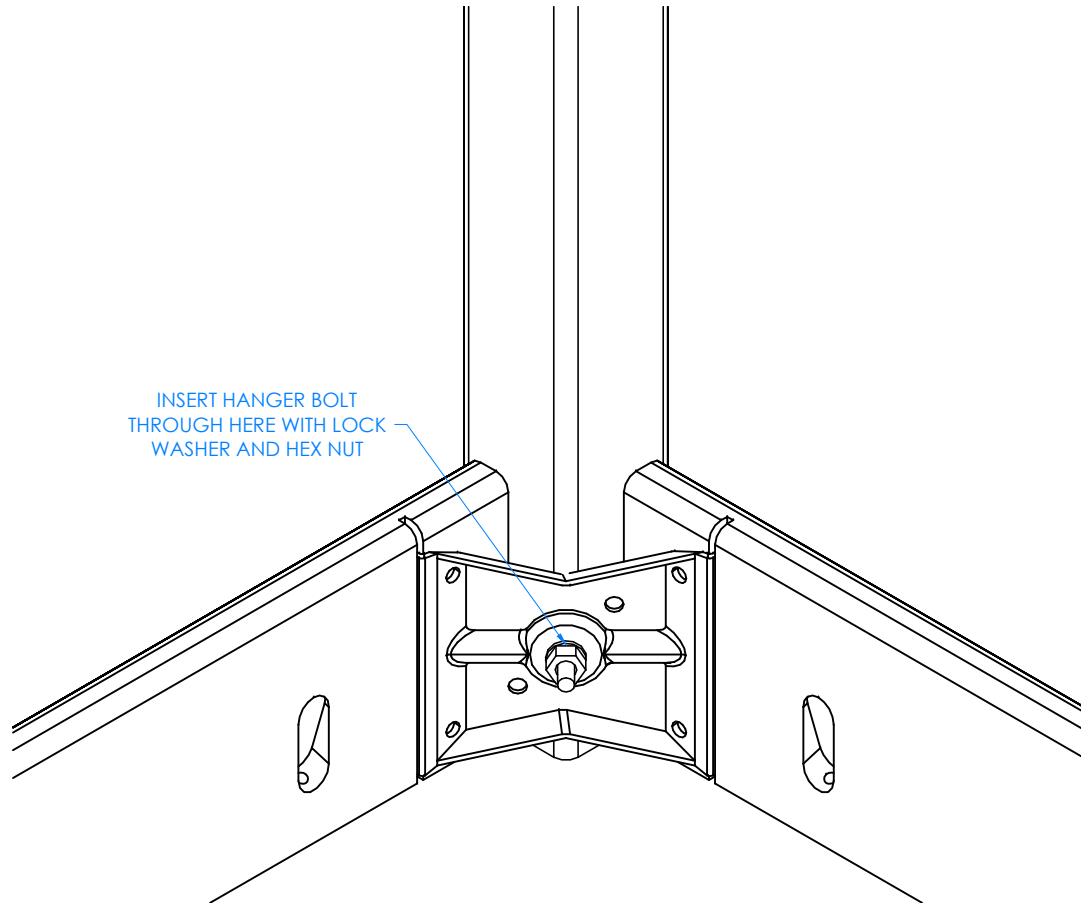
TITLE:  
**MOBILE DEMO CART  
 ASSEMBLY INSTRUCTIONS**

REV.	DESCRIPTION	DATE	NAME	ECH NO.
A	CREATED ASSEMBLY INSTRUCTIONS	11/15/16	EMK	-
REVISION LEVEL				

THIS DRAWING IS THE SOLE PROPERTY OF DIVERSIFIED WOOD CRAFTS. IT MAY NOT BE ALTERED OR CHANGED WITHOUT PERMISSION

DRAWING NUMBER:  
**4501 & 4502**

SCALE:	SHEET:	REVISION:
NTS	3 OF 7	REV A



STEP 2:

- INSERT HANGER BOLT ON ONE LEG THROUGH THE CORNER BRACKET AND INSERT LOCK WASHER AND HEX NUT.
- SCREW ON NUT USING A 1/2" WRENCH OR 1/2" SOCKET AND TORQUE WRENCH.
- DO NOT TIGHTEN ALL THE WAY.
- REPEAT FOR OTHER LEGS.

CLOSE UP OF CORNER LEG ASSEMBLY

NOTE:

1.

DWN BY:	EMK	DWN DATE:	11/15/16
APR BY:		DATE APR:	
APR BY:		DATE APR:	

UNLESS OTHERWISE SPECIFIED  
DIMENSION ARE IN INCHES  
CABINET SQUARENESS ± .0625  
FRACTIONAL VALUES ± 1/32"  
- ALL VALUES ± OVERALL -



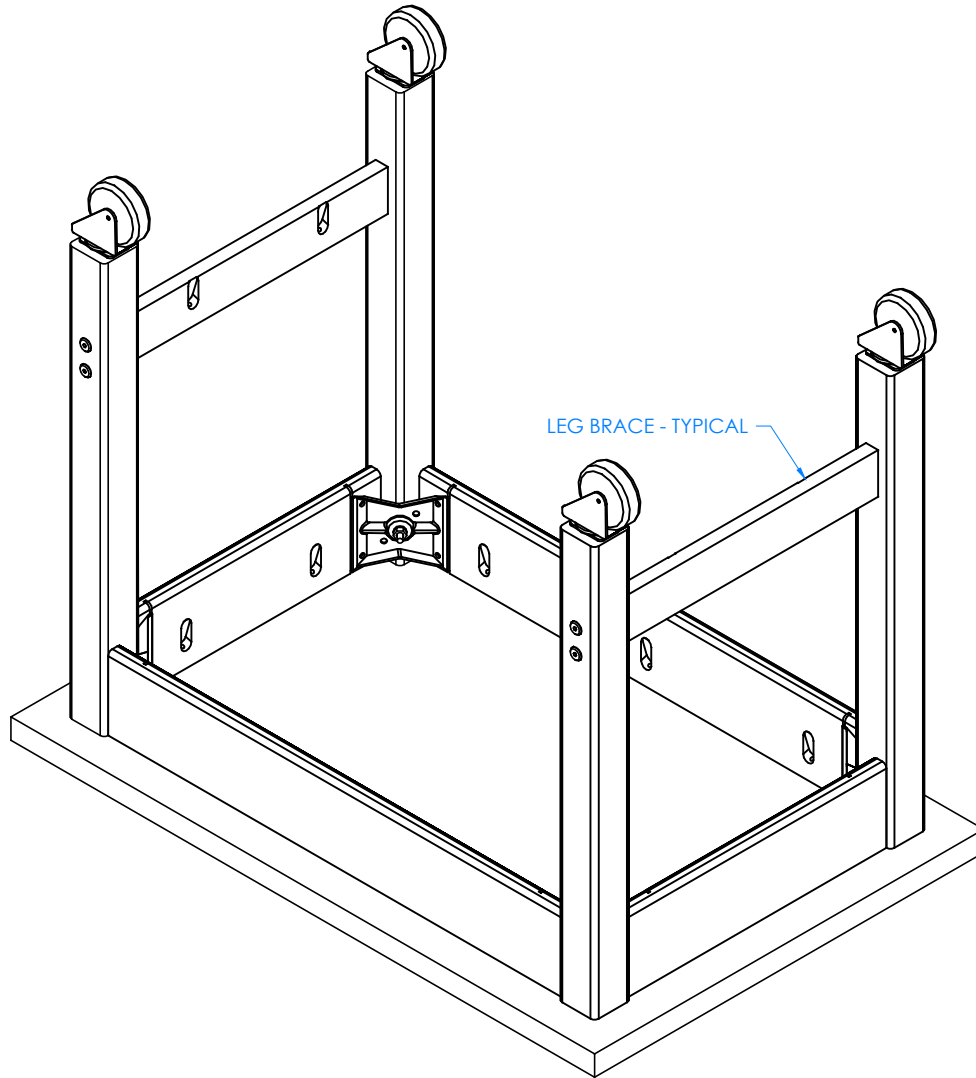
300 South Krueger Street  
Suring, WI 54174  
diversifiedwoodcrafts.com

TITLE:  
MOBILE DEMO CART  
ASSEMBLY INSTRUCTIONS

REV.	DESCRIPTION	DATE	NAME	ECH NO.
A	CREATED ASSEMBLY INSTRUCTIONS	11/15/16	EMK	-
REVISION LEVEL				

THIS DRAWING IS THE SOLE PROPERTY OF  
DIVERSIFIED WOOD CRAFTS. IT MAY NOT  
BE ALTERED OR CHANGED WITHOUT  
PERMISSION

DRAWING NUMBER:	4501 & 4502	SCALE:	NTS	SHEET:	4 OF 7	REVISION:	REV A
-----------------	-------------	--------	-----	--------	--------	-----------	-------



STEP 3:

- ATTACH BRACES TO LEGS.
- INSERT THE CONFIRMATS INTO ONE LEG AND SCREW INTO THE BRACE.
- REPEAT ON OTHER LEGS.
- MAKE SURE BRACES ARE STRAIGHT AND ALL CONFIRMATS ARE TIGHT.
- GO BACK TO STEP 2 AND TIGHTEN UP THE HANGER BOLTS FOR EACH LEG USING A 1/2" WRENCH OR 1/2" SOCKET AND TORQUE WRENCH, TO A MINIMUM OF 12FT LBS BUT NOT TO EXCEED 17FT LBS.

NOTE:

1.

DWN BY:	EMK	DWN DATE:	11/15/16
APR BY:		DATE APR:	
APR BY:		DATE APR:	

UNLESS OTHERWISE SPECIFIED  
DIMENSION ARE IN INCHES  
CABINET SQUARENESS ± .0625  
FRACTIONAL VALUES ± 1/32"  
- ALL VALUES ± OVERALL -



300 South Krueger Street  
Suring, WI 54174  
diversifiedwoodcrafts.com

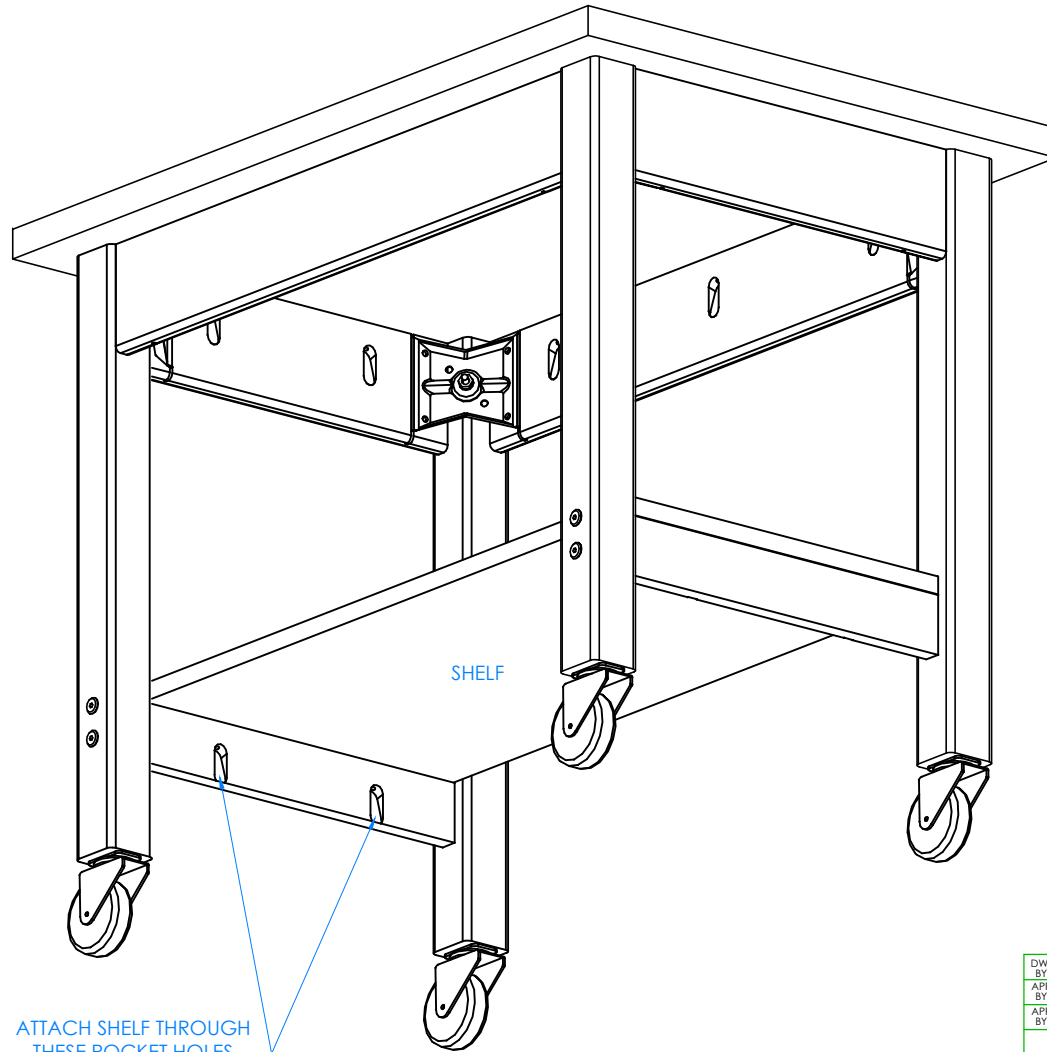
TITLE:  
MOBILE DEMO CART  
ASSEMBLY INSTRUCTIONS

REV.	DESCRIPTION	DATE	NAME	ECH NO.
A	CREATED ASSEMBLY INSTRUCTIONS	11/15/16	EMK	-

THIS DRAWING IS THE SOLE PROPERTY OF  
DIVERSIFIED WOOD CRAFTS. IT MAY NOT  
BE ALTERED OR CHANGED WITHOUT  
PERMISSION

DRAWING NUMBER:  
**4501 & 4502**

SCALE:	SHEET:	REVISION:
NTS	5 OF 7	REV A



STEP 4:

- TURN TABLE OVER SO TOP IS UP.
- ATTACH SHELF TO BRACES BY SCREWING INTO POCKET HOLES LOCATED ON EACH BRACE WITH HARDWARE PROVIDED.

NOTE:

1.

ATTACH SHELF THROUGH THESE POCKET HOLES (BOTH BRACES)

UNDERSIDE OF TABLE SHOWN

DWN BY:	EMK	DWN DATE:	11/15/16
APR BY:		DATE APR:	
APR BY:		DATE APR:	

UNLESS OTHERWISE SPECIFIED DIMENSION ARE IN INCHES  
 CABINET SQUARENESS ± .0625  
 FRACTIONAL VALUES ± 1/32"  
 - ALL VALUES ± OVERALL -



300 South Krueger Street  
 Suring, WI 54174  
 diversifiedwoodcrafts.com

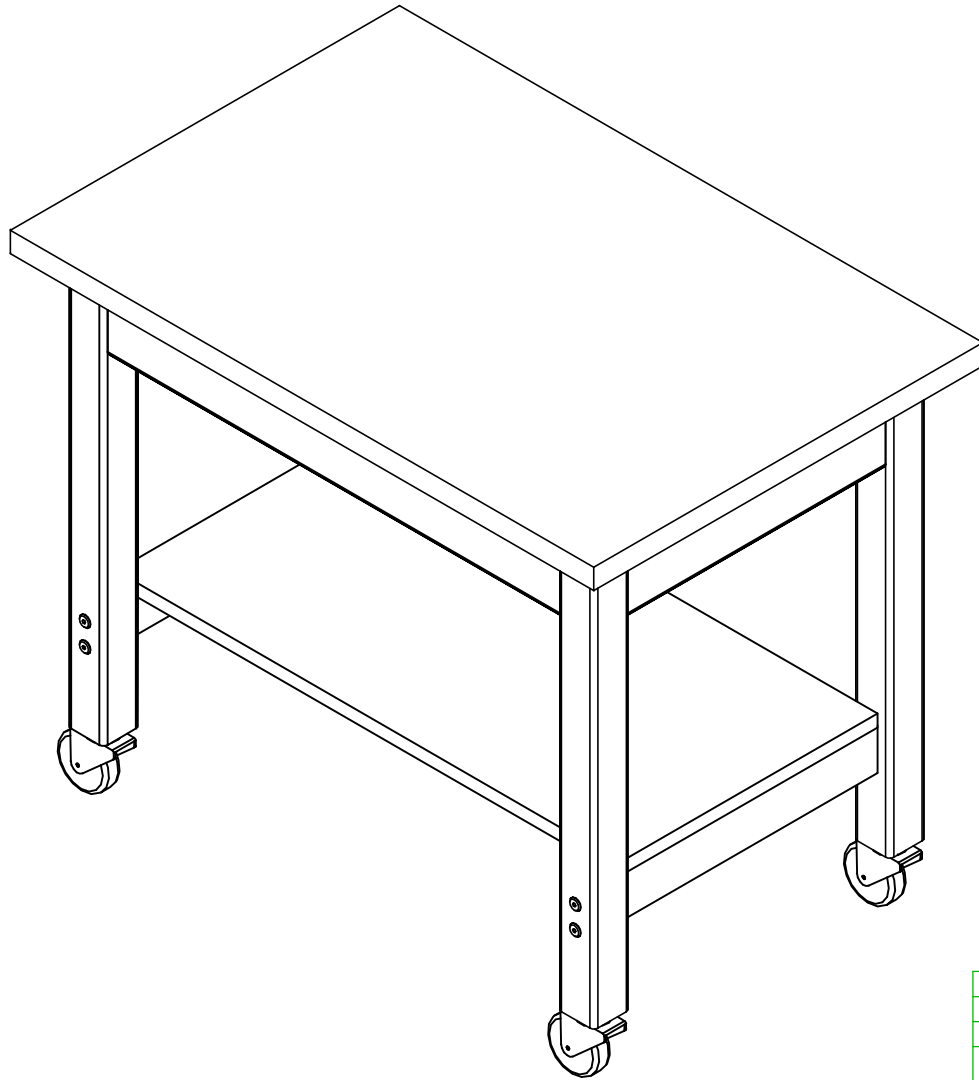
TITLE:  
 MOBILE DEMO CART  
 ASSEMBLY INSTRUCTIONS

REV.	DESCRIPTION	DATE	NAME	ECN NO.
A	CREATED ASSEMBLY INSTRUCTIONS	11/15/16	EMK	-
REVISION LEVEL				

THIS DRAWING IS THE SOLE PROPERTY OF DIVERSIFIED WOOD CRAFTS. IT MAY NOT BE ALTERED OR CHANGED WITHOUT PERMISSION

DRAWING NUMBER:  
 4501 & 4502

SCALE:	SHEET:	REVISION:
NTS	6 OF 7	REV A



STEP 5:

- SET TABLE IN PLACE.

NOTE:

1.

COMPLETE UNIT SHOWN

DWN BY:	EMK	DWN DATE:	11/15/16
APR BY:		DATE APR:	
APR BY:		DATE APR:	

UNLESS OTHERWISE SPECIFIED  
DIMENSION ARE IN INCHES  
CABINET SQUARENESS ± .0625  
FRACTIONAL VALUES ± 1/32"  
- ALL VALUES ± OVERALL -



300 South Krueger Street  
Suring, WI 54174  
diversifiedwoodcrafts.com

TITLE:  
MOBILE DEMO CART  
ASSEMBLY INSTRUCTIONS

REV.	DESCRIPTION	DATE	NAME	ECH NO.
A	CREATED ASSEMBLY INSTRUCTIONS	11/15/16	EMK	-
REVISION LEVEL				

THIS DRAWING IS THE SOLE PROPERTY OF  
DIVERSIFIED WOOD CRAFTS. IT MAY NOT  
BE ALTERED OR CHANGED WITHOUT  
PERMISSION

DRAWING NUMBER:  
4501 & 4502

SCALE:	SHEET:	REVISION:
NTS	7 OF 7	REV A