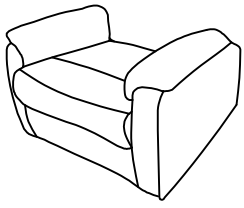



Assembly Instruction

2-PC MANUAL MOTION SOFA SET-RECLINER



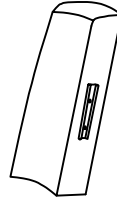
x1

A



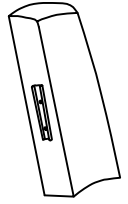
x1

B



x1

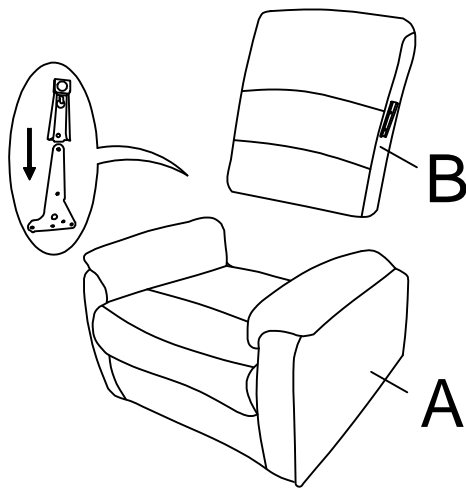
C



x1

D

Step 1: Align the female brackets on the back onto the male brackets on the seat, inserting and pushing it to the end. Make sure the brackets are secured in position.



Step 2: Insert the LSF wing (C) and RSF wing (D) onto the backrest and make sure it is secured in position.

