

NOTICE

- * Please make sure that you have all parts indicated and they are in good condition before you begin assembly of this item. Refer to part list and hardware list below for guidance.
- * This item should be assembled on a soft surface to prevent scratching the finish during assembly.
- * This item may require periodic tightening.
- * If you are having difficulty, our friendly Customer Care team is always here to help. Please email us.

PREPARATION



- * Before beginning assembly of product, make sure all parts are present. Compare parts with part contents list and hardware contents list.
- * If any part is missing or damaged, do not attempt to assemble the product.
- * Estimated Assembly Time: 2 minutes.

CARE MAINTENANCE

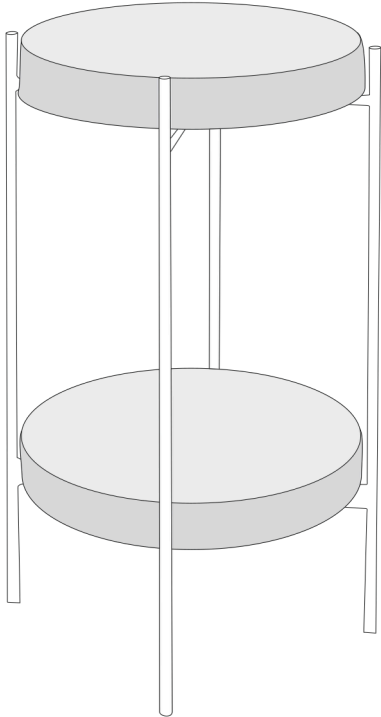
INDOOR METAL/ ALUMINUM FURNITURE



Wipe spills immediately. Maintain with regular dusting and clean with mild soap and water, dry thoroughly and do not use a brass cleaner. Adhesive felt pads should always be used/applied in order to prevent damage to the furniture or surfaces on which the furniture is placed.

Part List & Hardware List

Piece	Description	Picture	Qty
A	Top & Middle Part Glass		2 Pcs
B	Frame		1 Pc

Product Dimension.: 12”W x 12”D x 20”H



 **WARNING** 
Weight Capacity : 40.00 LBS
Warning : Do not stand on table
Warning : Do not over torque bolts.

NOTICE

- * Before beginning assembly of product, make sure all parts are present. Compare parts with part contents list and hardware contents list.
- * If any part is missing or damaged, do not attempt to assemble the product.
- * Estimated Assembly Time: 2 minutes.
- * If you are having difficulty, our friendly Customer Care team is always here to help. Please email us.

