

LED Flood Light





Type C



Type A



Type B

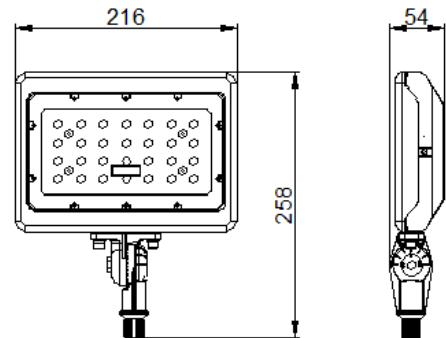
NAME: LED Flood Light

P/N: WEN-FL06-50WCT1A1-aaK

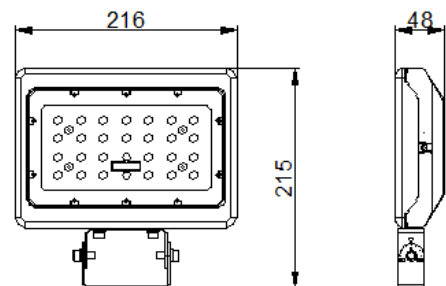
Advantage:

- ☒ UL cUL DLC certificate
- ☒ Seoul Semiconductor Chip, high CRI
- ☒ China brand IP65 driver, Input voltage 100-277Vac
- ☒ No UV or IR in the beam
- ☒ Easy to install and operate
- ☒ Energy saving, Long lifespan
- ☒ Instant start, NO flickering, NO humming
- ☒ Green and eco-friendly without mercury.

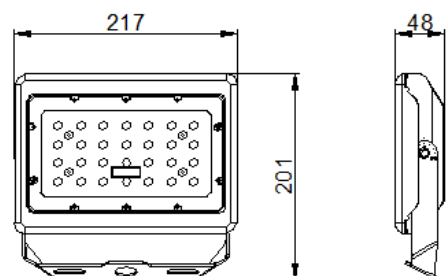
Type A



Type B



Type C



Application:

- ☒ Factory floor, libraries, square, park;
- ☒ Supermarkets, railway stations;
- ☒ Advertising lighting, etc.

Product Specifications

Product name	LED Flood Light
Part No	WEN-FL06-50WCT1A1-aaK
Dimension	Type A: 258*216*54 mm
	Type B: 215*216*48 mm
	Type C: 201*217*48mm

Technical Characteristic

Color temperature	3000K/3500K/4000K/4500K/5000K/5700K
CRI	>80
Lumen	5750-6250 LM
Input Power	50W
Beam Angle(10%)	150°
Beam Angle(50%)	110°
Input Voltage	100-277Vac 50/60Hz
Driver model	Driver
Optional	Surge Protection Device
PF	>0.9
Waterproof Rating	WET (IP65)

Materials

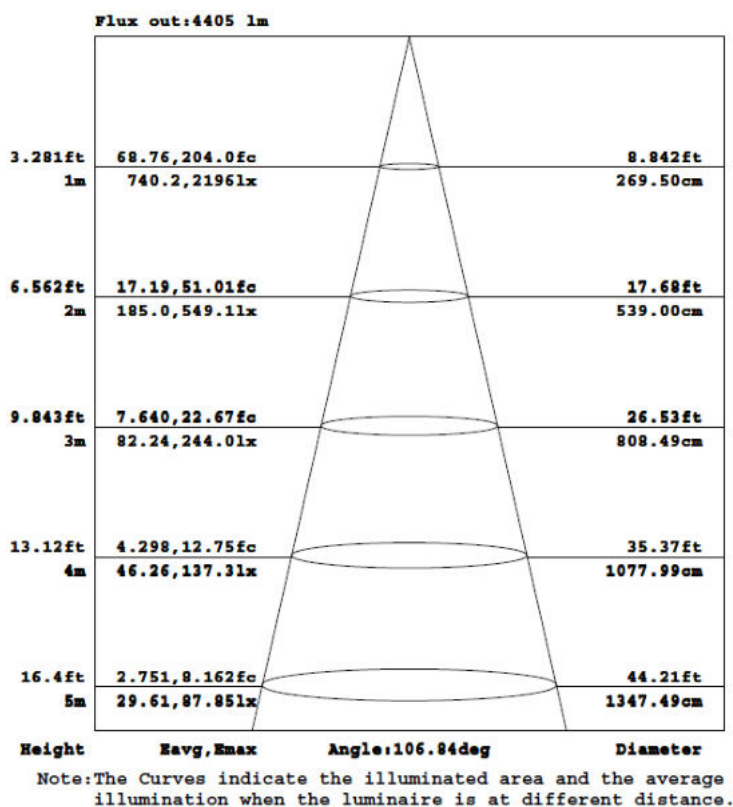
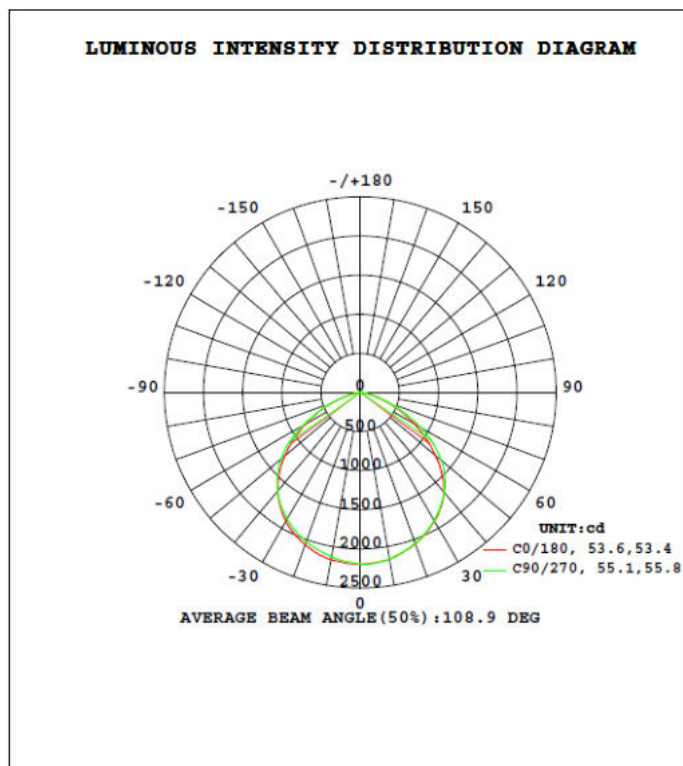
LED Brand	SEOUL SEMICONDUCTOR
LED Type	Acrich MJT- 3030
LED QTY	56PCS
Housing	Aluminum +PC+Steel
Housing color	Black、Brown

Others

Operating Temperature	-20℃ TO 45℃
Operating Humidity	20%-90% RH
Storage Temperature	-30℃ TO 80℃
Storage Humidity	10%-95%
Application	Outdoor / Indoor
Safety Certification	UL、cUL、DLC
Warranty Time	5 Years

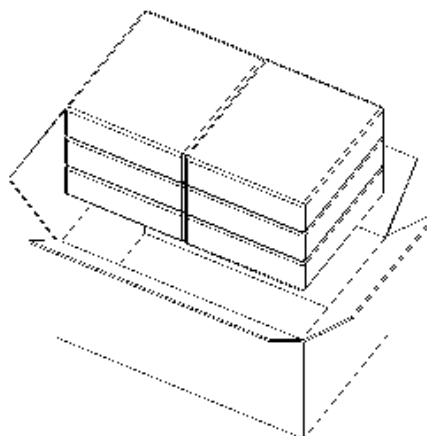
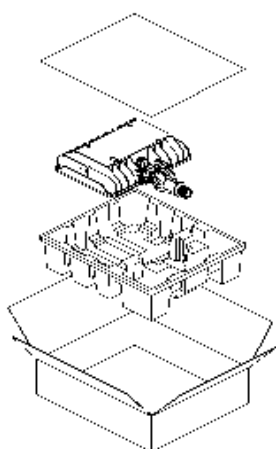
Light Distribution Testing Parameters

DATA OF LAMP		PHOTOMETRIC DATA				Eff: 116.24 lm/W
MODEL		Imax (cd)	2198	S/MH (C0/180)	1.29	
NOMINAL POWER (W)	50	LOR (%)	100.0	S/MH (C90/270)	1.27	
RATED VOLTAGE (V)	120	TOTAL FLUX (lm)	5763.0	η UP, DN (C0-180)	0.1, 50.3	
NOMINAL FLUX (lm)	5763.0	CIE CLASS	DIRECT	η UP, DN (C180-360)	0.1, 49.5	
LAMPS INSIDE	1	η up (%)	0.2	CIBSE SHR NOM	1.25	
TEST VOLTAGE (V)	120.0	η down (%)	99.8	CIBSE SHR MAX	1.35	



Package

		Type A	Type B	Type C
Lamps Net Weight		1.64 kg	1.64 kg	1.62 kg
Inner box	size	305*260*77mm		
	Qty/ Carton	1 PCS		
	Weight/ Carton	2.0 kg	2.0 kg	1.98 kg
Outer box	size	535*325*255 mm		
	Qty/ Carton	6 PCS		
	Weight/ Carton	12.8 kg	12.8 kg	12.7 kg



Notice For User

- ☒ Please turn off power before install or change assembly parts.
- ☒ The input voltage and lamps should be matched, after connecting the power line, Please make sure the wiring section is insulated.
- ☒ No-professionals, must not install and disassemble the lamps.

Trouble Shootings

Troubles	Check points
Flickering of the light	Turn off the power and turn on again in 3 minutes. If same phenomena occur, then call agencies
Out of working	Please check the connection