



INSTALLATION MANUAL

SOLID SURFACE

Top with Sink

TS COLLECTION



PRODUCT
INSTRUCTION
VIDEO

www.bestgowholesale.com

THANK YOU!

Dear Valued Customer,

Thanks to your kind support of ZEAFIVE, we hope our product can improve the quality of your life.

As our valued customer, your comments and opinions are very important to us. If you have any concerns, questions, or comments, we hope that you will bring them to our attention.

Please keep the carton and packaging materials until your product is completely installed.

Feel free to contact us if you encounter any problems such as missing parts, or product defects during the installation process. We are happy to provide you with the most sincere service.

*Sincerely,
ZEAFIVE Service Team*

INSTALLATION GUIDE



NOTE: Any size of the vanity top intallation steps are the same.

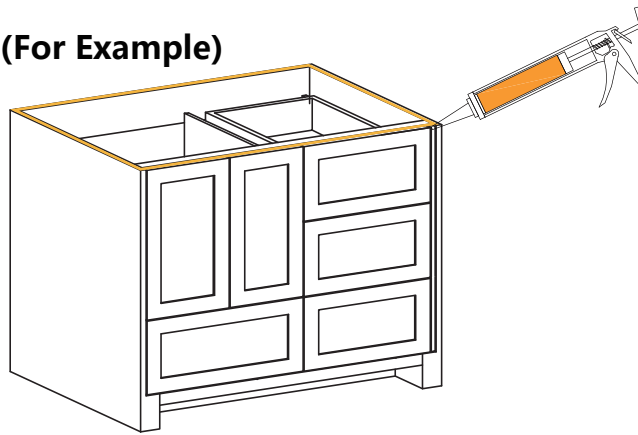
STEP 1

Prepare the Vanity: Make sure the vanity is in place and securely attached to the wall.

STEP 2

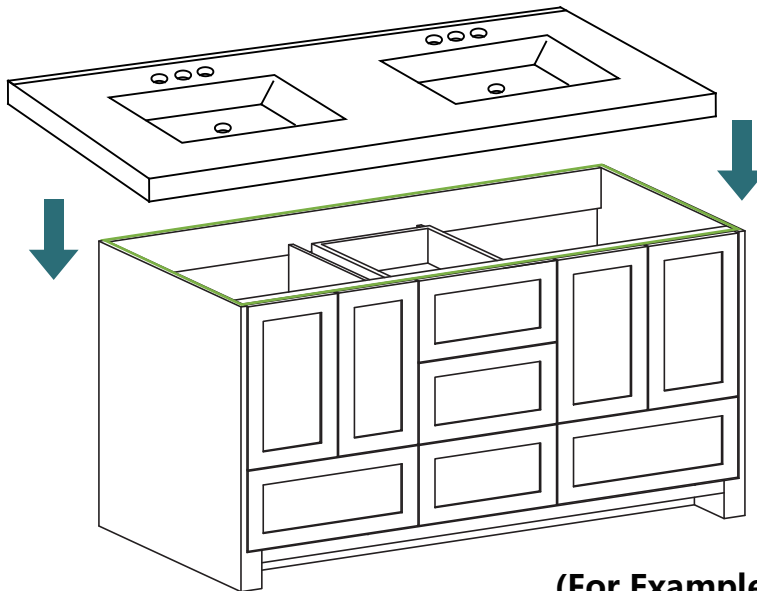
Seal the Edges: To prevent water damage and ensure a clean finish, apply a bead of silicone caulk along the edges where the countertop meets the vanity.

(For Example)



STEP 3

Attach the Countertop: Secure the solid surface countertop on the vanity.



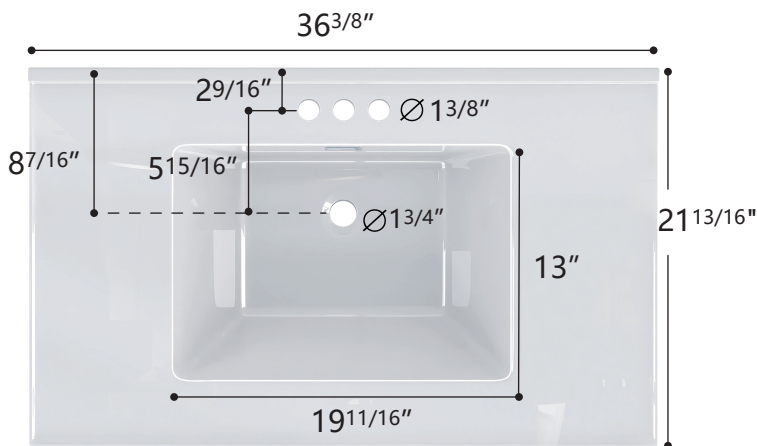
(For Example)



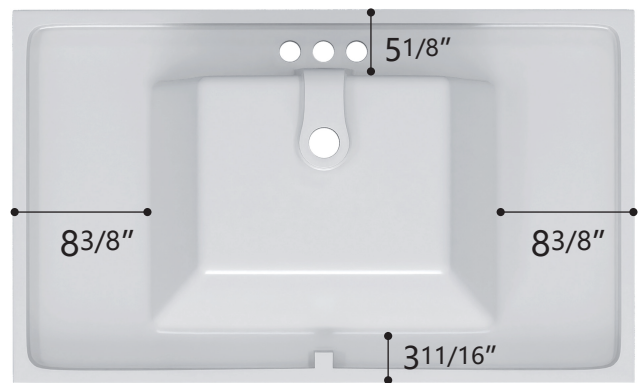
Email: service@bestgosupplychaininc.com

SIZE DETAILS

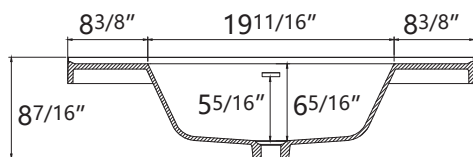
MODEL: **TS36-P**



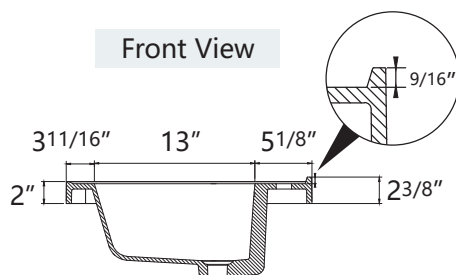
TOP VIEW



BOTTOM VIEW



Front View



Side View

NAME: Integrated Top with Sink

MATERIAL: Solid Surface

COLOR: Glossy White

STYLE: Seamless/ Minimalism

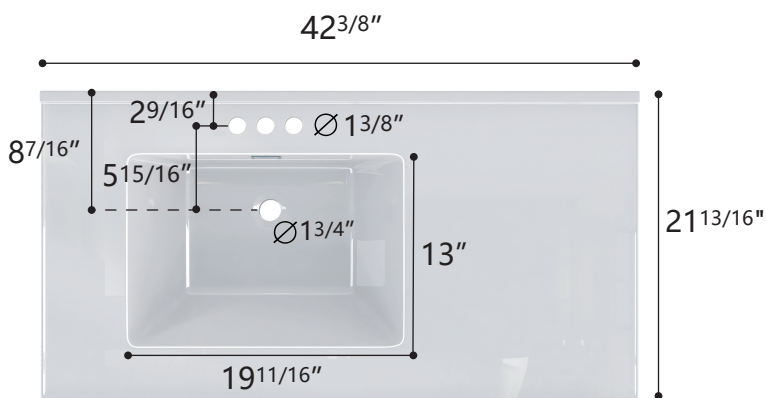

Overall Countertop Dimension: $36\frac{3}{8}'' \times 21\frac{13}{16}'' \times 2\frac{3}{8}''$

Internal Sink Dimension: $19\frac{11}{16}'' \times 13'' \times 6\frac{5}{16}''$

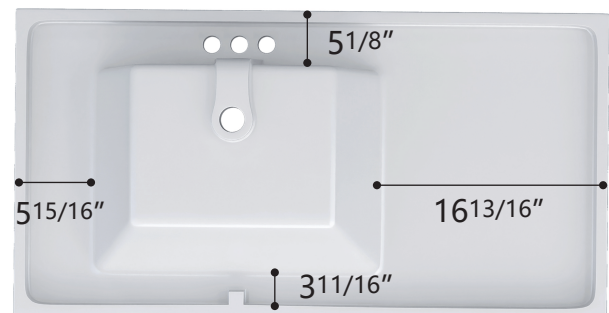
Installation Method: Semi-Recessed

SIZE DETAILS

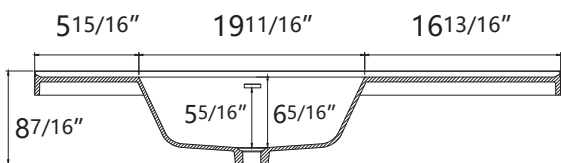
MODEL: **TS42L-P**



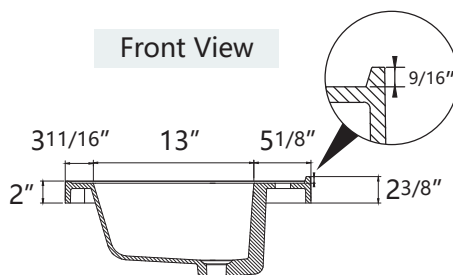
TOP VIEW



BOTTOM VIEW



Front View



Side View

NAME: Integrated Top with Sink

MATERIAL: Solid Surface

COLOR: Glossy White

STYLE: Seamless/ Minimalism

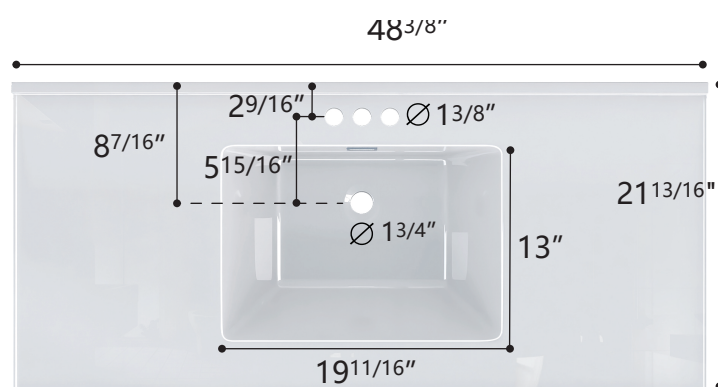
Overall Countertop Dimension: $42\frac{3}{8}"$ " x $21\frac{13}{16}"$ " x $2\frac{3}{8}"$ "

Internal Sink Dimension: $19\frac{11}{16}"$ x $13"$ x $6\frac{5}{16}"$

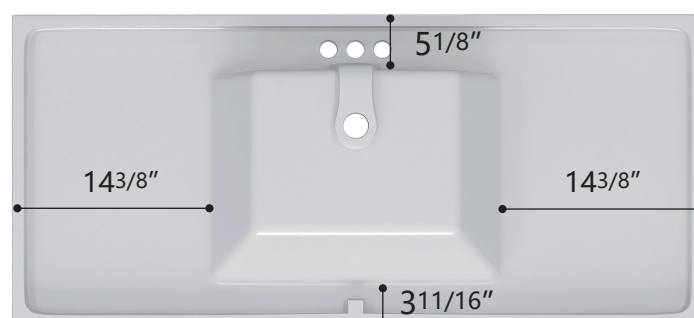
Installation Method: Semi-Recessed

SIZE DETAILS

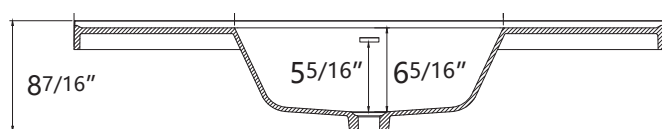
MODEL: **TS48-P**



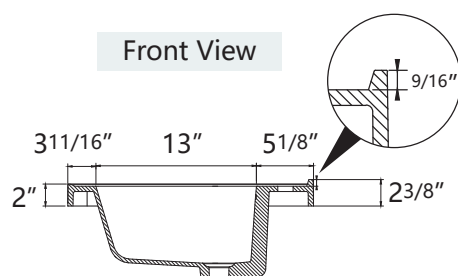
TOP VIEW



BOTTOM VIEW



Front View



Side View

NAME: Integrated Top with Sink

MATERIAL: Solid Surface

COLOR: Glossy White

STYLE: Seamless/ Minimalism

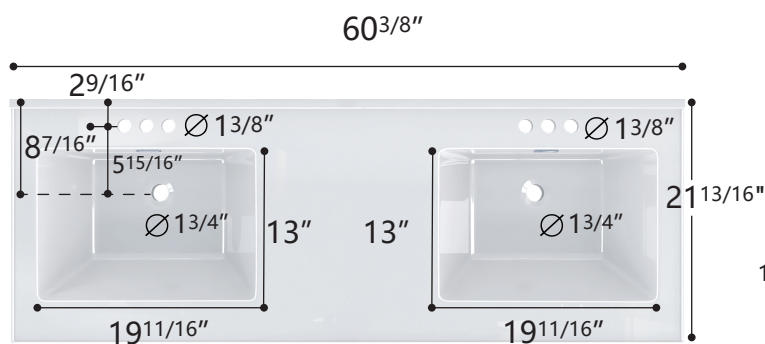
Overall Countertop Dimension: 48^{3/8"} x 21^{13/16"} x 2^{3/8"}

Internal Sink Dimension: 19^{11/16"} x13" x6^{5/16"}

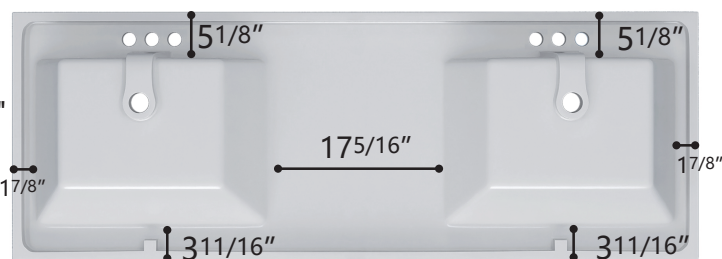
Installation Method: Semi-Recessed

SIZE DETAILS

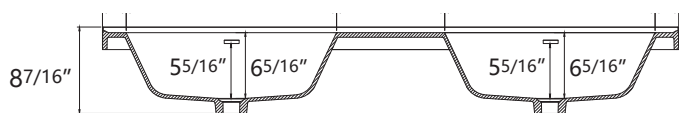
MODEL: **TS60D-P**



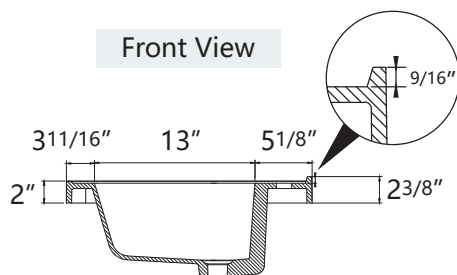
TOP VIEW



BOTTOM VIEW



Front View



Side View

NAME: Integrated Top with Sink

MATERIAL: Solid Surface

COLOR: Glossy White

STYLE: Seamless/ Minimalism

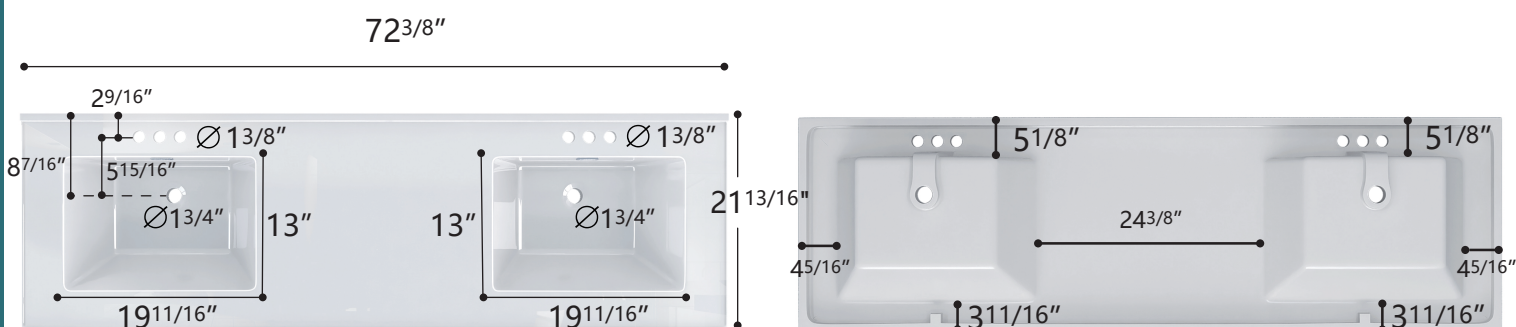
Overall Countertop Dimension: 60^{3/8}" " x 21^{13/16}" x 2^{3/8}"

Internal Sink Dimension: 19^{11/16}" x 13" x 6^{5/16}"

Installation Method: Semi-Recessed

SIZE DETAILS

MODEL: **TS72D-P**

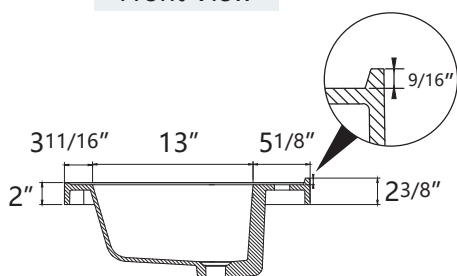


TOP VIEW

BOTTOM VIEW



Front View



Side View

NAME: Integrated Top with Sink

MATERIAL: Solid Surface

COLOR: Glossy White

STYLE: Seamless/ Minimalism

Overall Countertop Dimension: $72\frac{3}{8}"$ x $21\frac{13}{16}"$ x $2\frac{3}{8}"$

Internal Sink Dimension: $19\frac{11}{16}"$ x $13"$ x $6\frac{5}{16}"$

Installation Method: Semi-Recessed

LIMITED WARRANTY COVERAGE

1 YEARS LIMITED WARRANTY

ZEAFIVE products are made with quality materials and excellent craftsmanship to provide the customers a long-lasting product. In the case of any defects in materials or craftsmanship under regular use were inspected in the first one year of delivery, ZEAFIVE will provide replacement parts at no charge, or at its option, replace any product or part of the product that is deemed defective, under normal installation, use, service and maintenance. This warranty applies only to the original purchaser. Proof of purchase will be required in the case of a claim.

ZEAFIVE will, as its option

- (1) Repair or replace the defective part(s) or product(s) at no charge;
- (2) Issue a refund of the original purchase price of the product(s) (Valid within 30 days from the date of delivery);
- (3) Issue a credit to be applied toward the purchase of a new ZEAFIVE product shipping/delivery charges may apply and are in ZEAFIVE's sole discretion.

ZEAFIVE recommends the installations to be made by a licensed, professional plumber. ZEAFIVE will not be held responsible for any damage or product failure due to improper installation, misuse, or failure to use a licensed professional. ZEAFIVE is not responsible for any removal or installation cost.

This limited warranty shall not apply to goods that have been subject to accident, negligence, improper installation, product abuse, product misuse, or use of cleaners containing abrasives, alcohol or other organic solvents, whether performed by a contractor, service company, or yourself, are excluded from this warranty.

ZEAFIVE responsibility under this limited warranty is limited to only to replacement parts and no other costs.

ZEAFIVE will not be responsible for labor charges and/or damage incurred by installation, repair, or replacement, nor for any indirect incidental or consequential damages, losses, injury, or costs of any nature relating to this product.

Except as provided by law, this limited warranty is instead of and excludes all other warranties, conditions, and guarantees, whether expressed or implied, statutory or otherwise, including without restriction those merchant ability of fitness for use.

RESPONSIBILITIES OF OTHERS

Inspecting the unit before installation is the responsibility of the installer or building contractor who acts on behalf of the user. They are responsible for ensuring the unit is free of defects or damage.

Notices are placed on and in the unit and on the shipping carton advising the installer of this responsibility. In the event of a problem, the unit must not be installed.

ZEAFIVE is not responsible for failures or damage that could have been discovered, repaired, or avoided by proper inspection and testing before installation.

Damage occurring in transit is the responsibility of the carrier. The user or installer **MUST** open the crate and inspect the unit for damage when it's delivered. If damage is discovered, it must be reported immediately to the seller and the carrier in writing, and an inspection requested. Failure of the carrier to respond should be reported to the seller and the carrier. Your freight claims should be filed promptly thereafter.

LIMITATIONS AND EXCLUSIONS

This warranty does not cover instances of negligence, misuse, abuse, improper installation, carelessness, accident, hard water or mineral deposits, exposure to corrosive materials, misapplication, damages caused by improper maintenance, alteration of the product, or failure to follow care or installation instructions enclosed with your product.

This warranty is void if the ZEAFIVE is subject to alteration, or if repairs are attempted by anyone other than an authorized agent of ZEAFIVE. This warranty does not extend to plumbing or components installed by dealers, installers or by any party other ZEAFIVE.

ZEAFIVE will not be liable for loss of use of the ZEAFIVE inconvenience, or any other incidental or consequential costs, expenses, or damages. Please note that some states do not allow the exclusion or limitation of incidental damages.

DISCLAIMER

Except as expressly provided, there shall be no warranty or obligation, express or implied, oral or statutory. No dealer or other person has the authority to make any warranties or representations concerning ZEAFIVE or its products. In no event shall ZEAFIVE be held responsible for any such warranties or representations.

WARRANTY SERVICE

NOTE: When requesting a warranty, be sure to have the following:

- Copy of original invoice
- Date of installation
- Description and pictures of the defect
- Model number or description of the model

To obtain warranty service and replacement parts, please contact ZEAFIVE Customer Service. ZEAFIVE will determine whether to repair or replace your product, issue a refund, or issue a credit.

WARNING: Content may contain sharp and other possibly harmful pieces and may cause hazard to children and adults, ZEAFIVE is not responsible in any way for personal damage.

CARE & MAINTACE

Solid surface countertop are made from a mixture of acrylic, polyester resins, and natural minerals, making them highly durable and resistant to scratches, stains, and impact damage.

1.Regular Cleaning:

Clean the countertop regularly with a mild, non-abrasive cleaner and a soft cloth or sponge. Avoid harsh chemicals or abrasive cleaners that can damage the glossy surface.

2.Avoid Scratches:

Use gentle cleaning tools and avoid abrasive scrubbers to prevent scratches on the glossy surface. Be cautious when placing objects on the countertop surface to avoid damage.

3.Stain Removal:

For stubborn stains, use a mixture of baking soda and water or a mild abrasive cleaner specifically designed for solid surface materials. Gently scrub the stained area and rinse thoroughly.

4.Prevent Build-Up:

Rinse the countertop after each use and wipe it dry with a soft cloth to prevent soap scum and mineral build-up. This helps to maintain the polish finish.

5.Avoid Harsh Chemicals:

Avoid using harsh chemicals, bleach, or abrasive cleaners on the countertop surface, as they can damage the polishing finish.

6.Sealant Maintenance:

Some solid surface countertops may require periodic resealing to maintain their appearance and protect the glossy surface. Follow the manufacturer's recommendations for sealing and maintenance.

7.Avoid Extreme Temperatures:

Avoid exposing the countertop to extreme temperatures, as sudden changes in temperature can damage the solid surface material. Use warm water for cleaning and avoid placing hot objects directly on the surface.

8.Regular Inspection:

Periodically inspect the countertop for any signs of damage, scratches, or wear. Address any issues promptly to prevent further damage.



HOME SERVICES



INSTALLATION VIDEO

Missing Part or Defective?
DO NOT RETURN

Please Contact the Customer Service Team

✉ service@bestgosupplychaininc.com

☎ 626 679 3588 / 626 682 1512

If you really want to return the goods, please fill in the following form
Your real feedback is our biggest support



RETURN FORM

Customer Name	Purchase Order ID	Qty	Return Reason	Return Address
			Please tick the reasons for return according to the actual situation	ATTN: BESTGO ADD: 162 Atlantic St, Pomona, CA, 91768 CELL : 626 679 3588 Please contact us for return label if needed.
			<input type="checkbox"/> A= No longer Needed	
			<input type="checkbox"/> B= Choose Wrong Product	
			<input type="checkbox"/> C= Product Defective	
			<input type="checkbox"/> D= Damaged Merchandise	
			<input type="checkbox"/> E= Missing Parts	
			<input type="checkbox"/> F= Others	

KINDLY REMINDER

*If the goods have quality problems, please take a photo and send it to customer service within 48 hours. service@bestgosupplychaininc.com

*If returning goods due to non-quality issues, please ensure that the goods and their packaging/gifts are intact so as not to affect secondary sales.

*Please fill out the return application form and send it back with the product (packaging,item description , gifts, etc.)

