

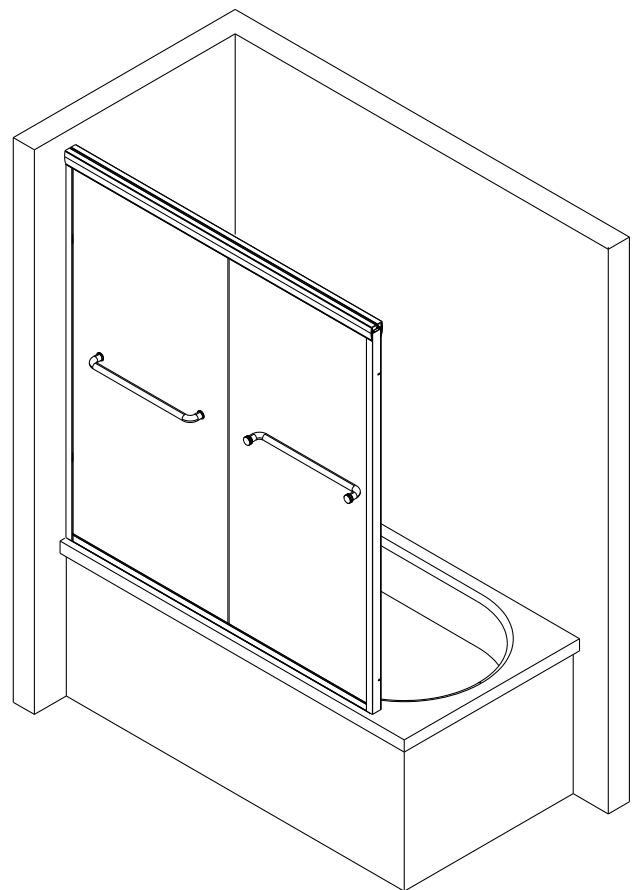
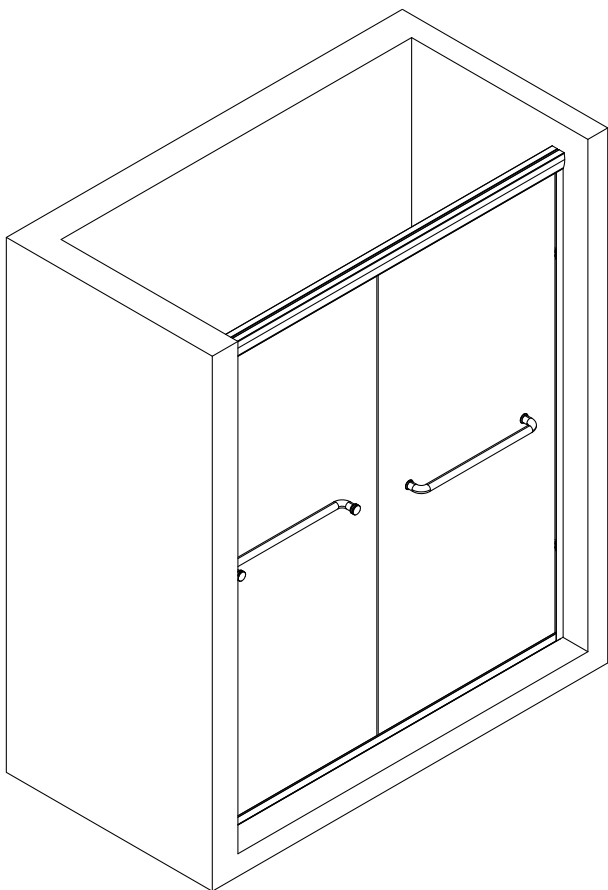
ZEAFIVE®



PRODUCT
INSTRUCTION
VIDEO

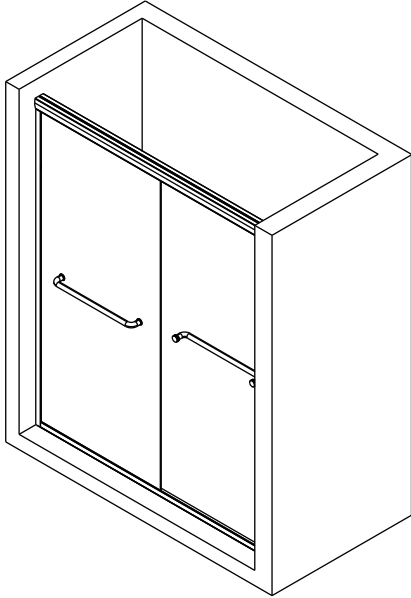
INSTALLATION MANUAL SHOWER DOOR

ZKT 48/54/60

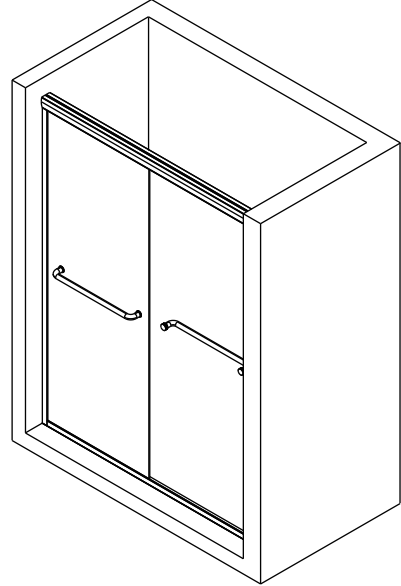


AVAILABLE SIZES

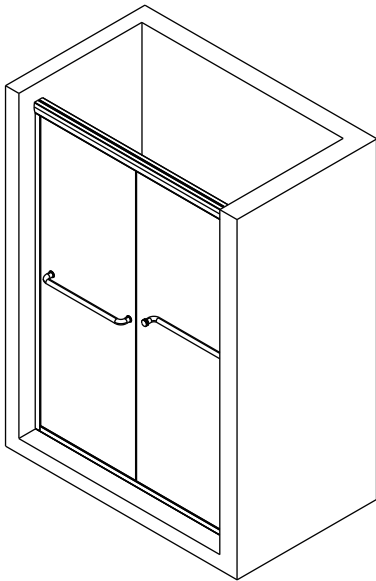
Color Option: Brushed Nickel / Matte Black



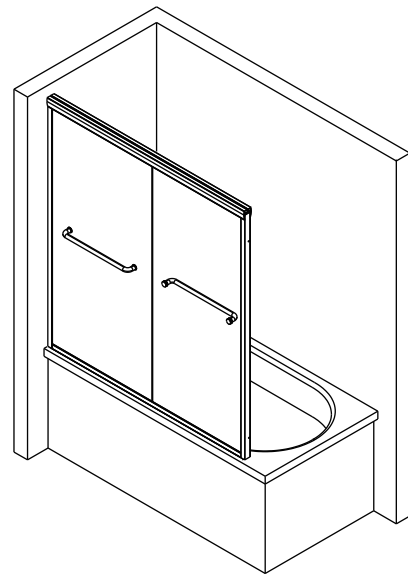
60" W x 72" H



54" W x 72" H



48" W x 72" H



60" W x 58" H

THANK YOU!

Dear Valued Customer,

Thanks to your kind support of ZEAFIVE, we hope our product can improve the quality of your life.

As our valued customer, your comments and opinions are very important to us. If you have any concerns, questions or comments, we hope that you will bring them to our attention.


Please keep the carton and packaging materials until your product is completely installed.

Feel free to contact us if you encounter any problems such as missing parts, or product defects during the installation process. We are happy to provide you with the most sincere service.

*Sincerely,
ZEAFIVE Service Team*

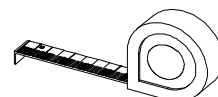
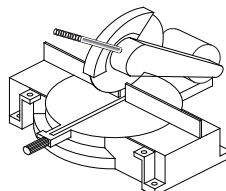
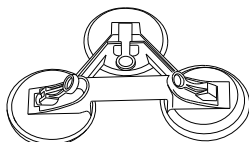
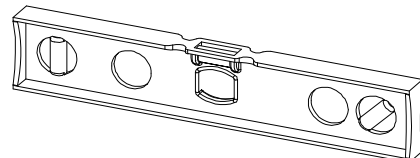

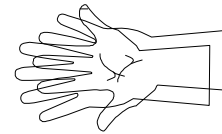
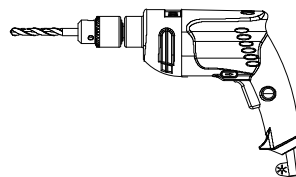
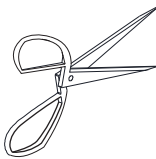
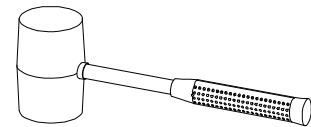
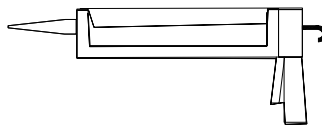

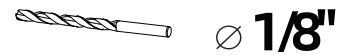
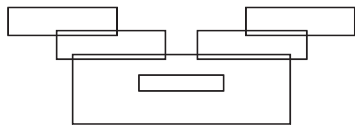


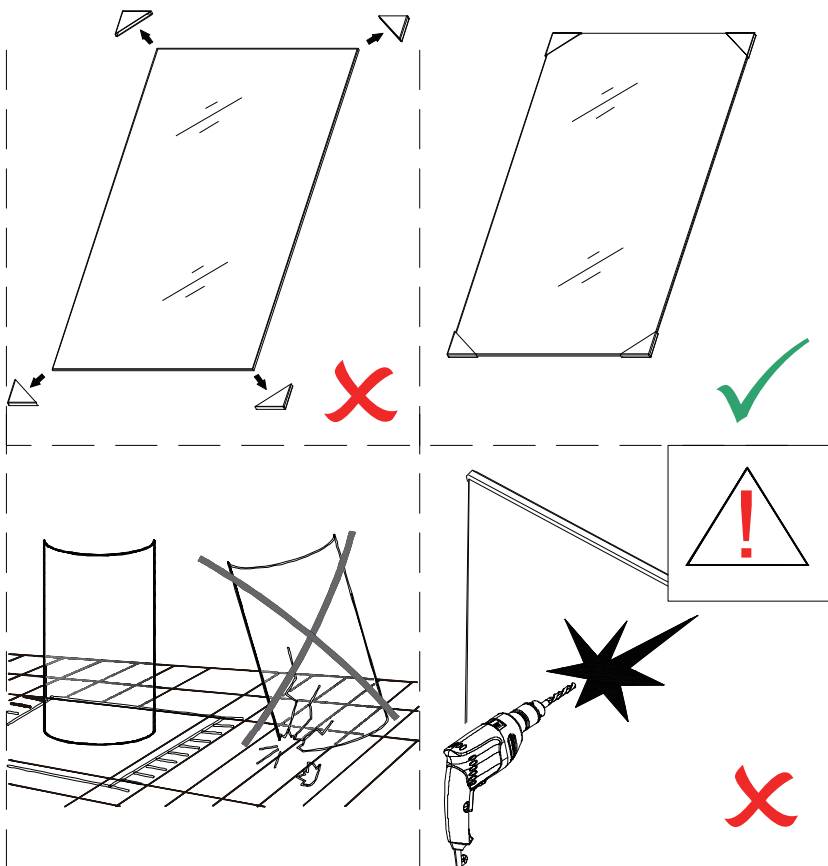
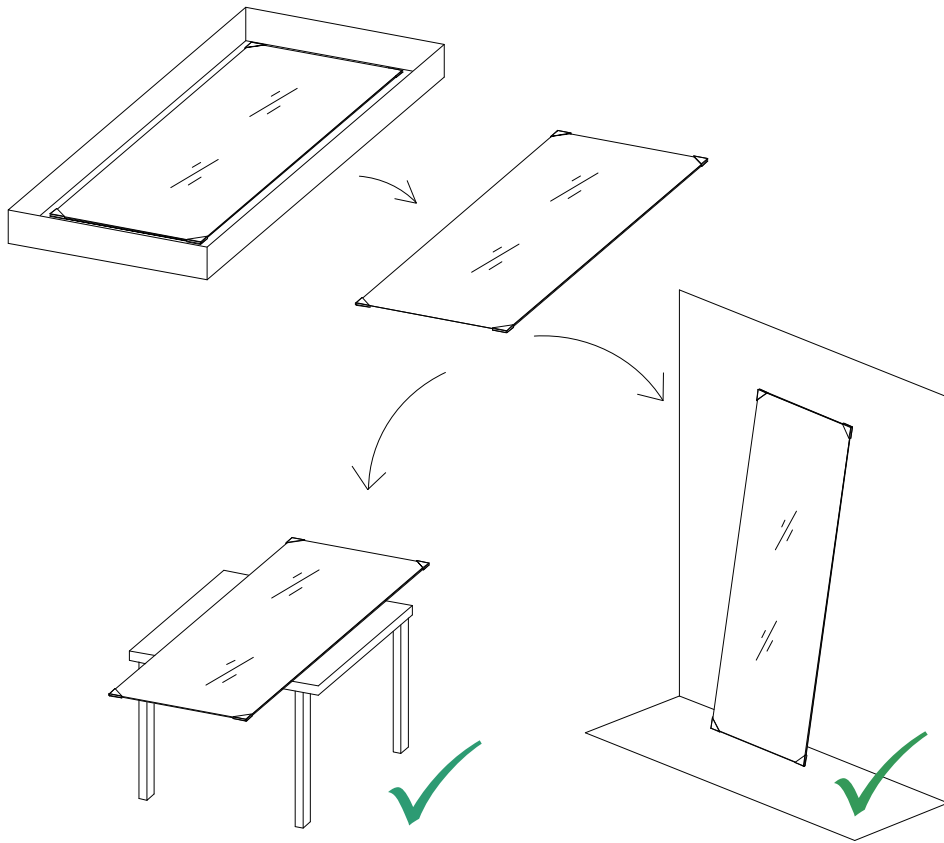
Please read all instructions carefully before installation.

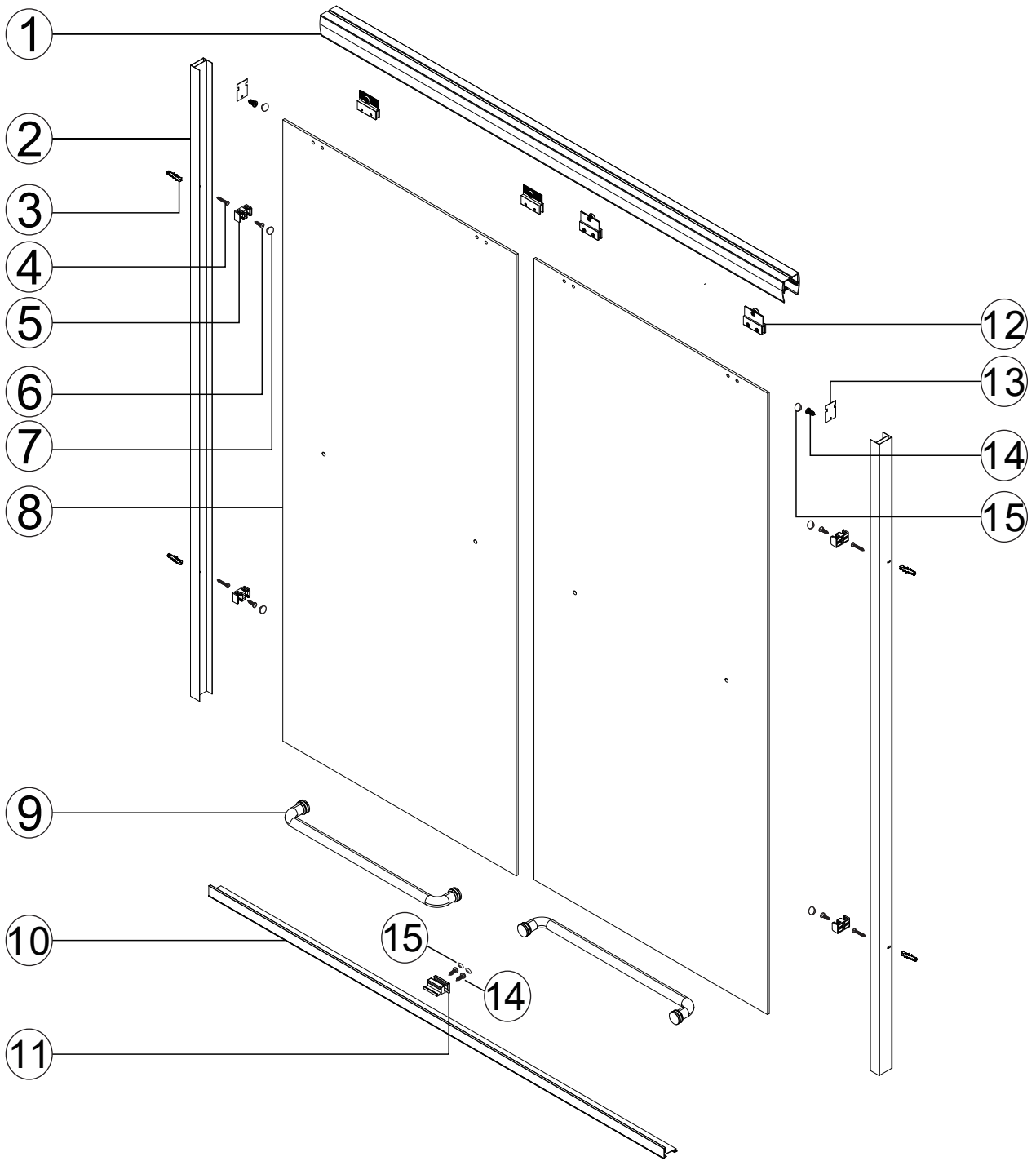


Due to the complexity of the installation process, professional plumbers are recommended.

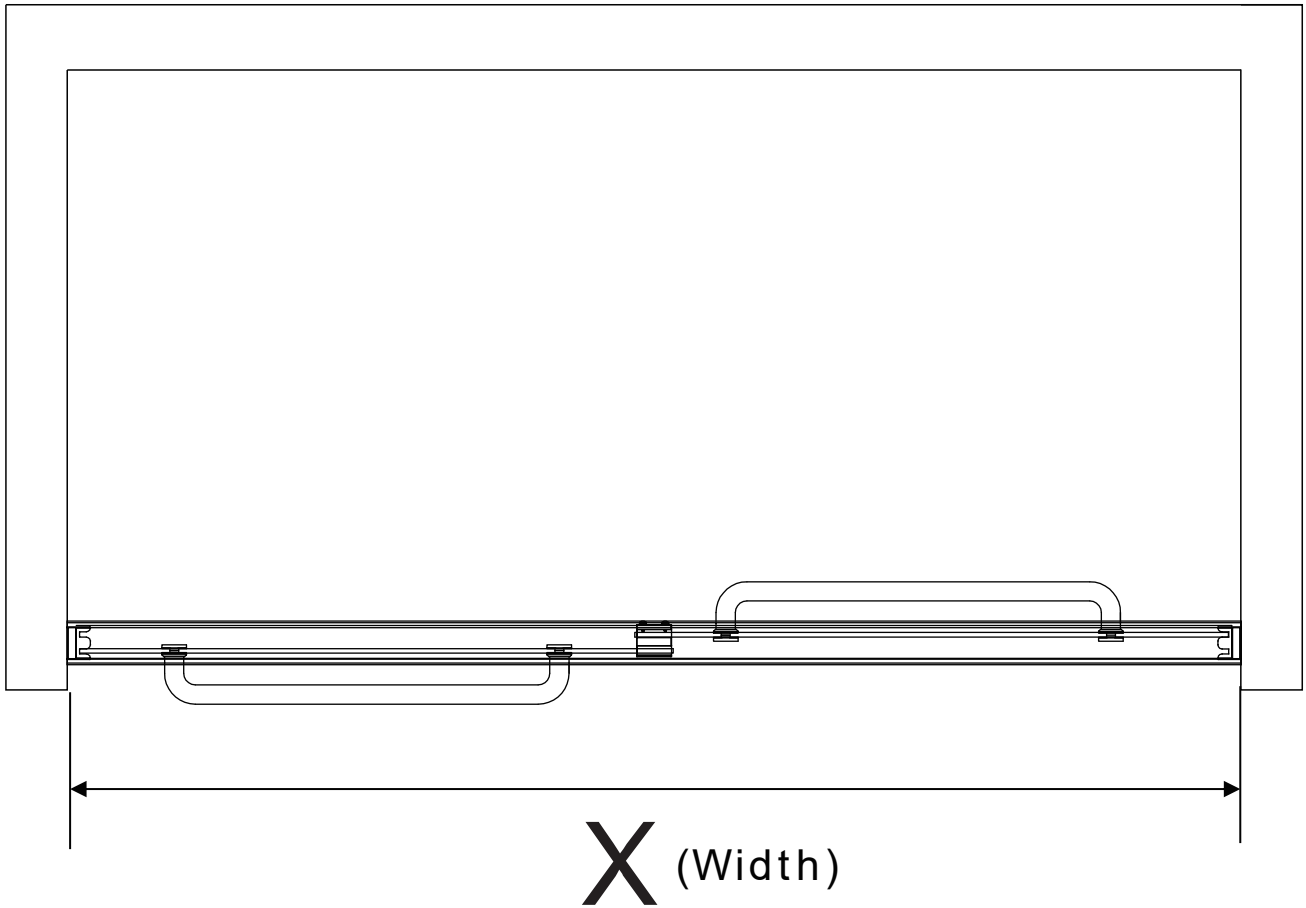
Required Tools





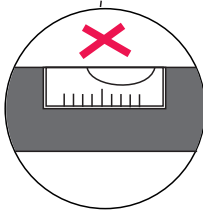
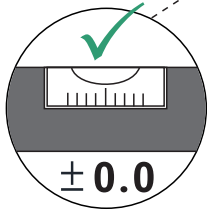
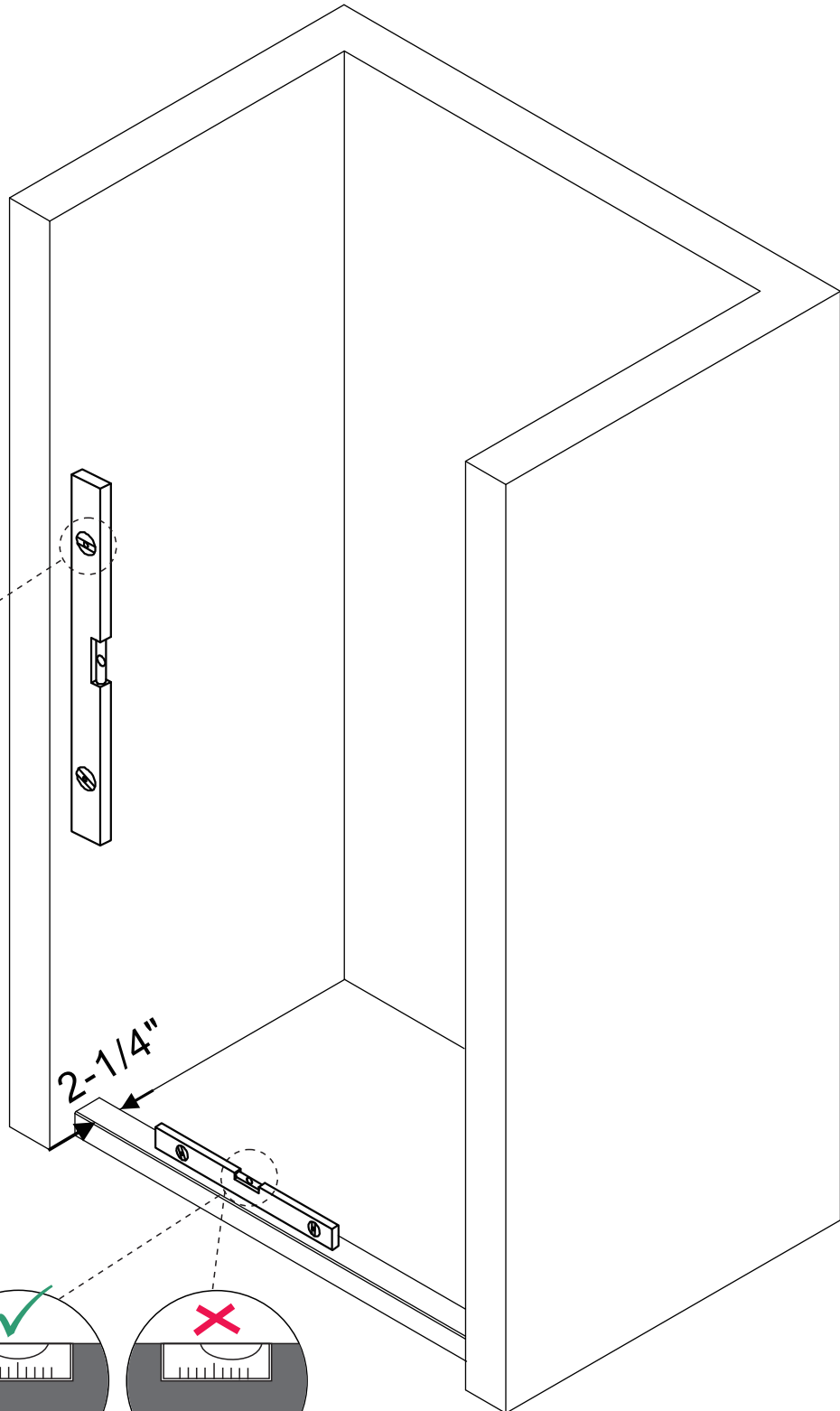
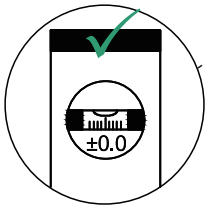


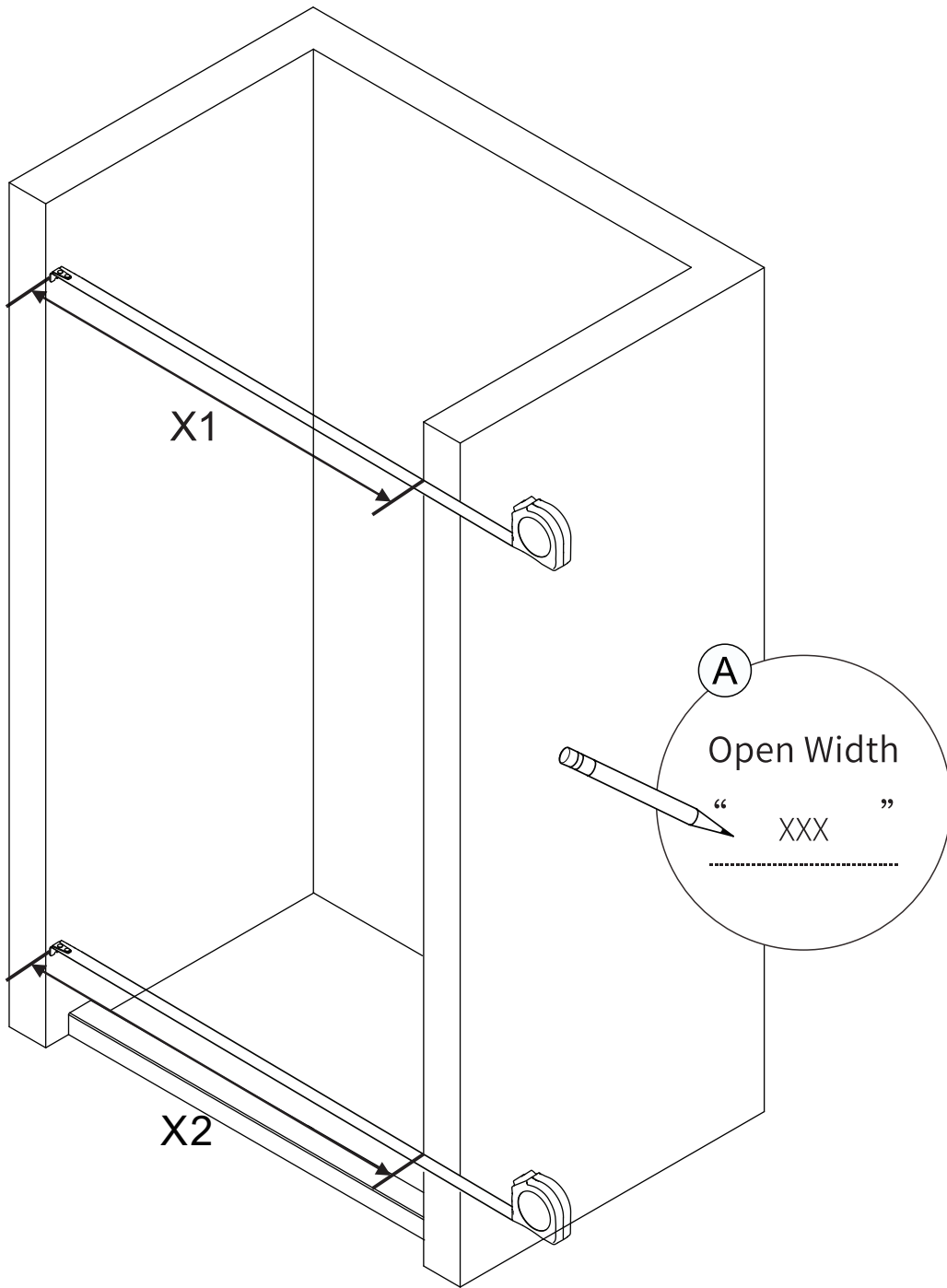
NO.	Picture	Qty	NO.	Picture	Qty	NO.	Picture	Qty	NO.	Picture	Qty	NO.	Picture	Qty
①		1	②		1	③		4	④	$\phi 3/16''D \times 1-9/16''L$	4	⑤		4
⑥	$\phi 3/16''D \times 5/8''L$	5	⑦		4	⑧		2	⑨		2	⑩		1
⑪		1	⑫		4	⑬		2	⑭	$\phi 3/16''D \times 5/16''L$	5	⑮		4



		X (Width)	
	height	Min.	Max.
60"w x 72"	72"	57"	60"
54"w x 72"	72"	51"	54"
48"w x 72"	72"	46"	48"
60"w x 58"	58"	57"	60"

Installation wall
must be plumb





If the width of the upper and lower walls is inconsistent, please trim the wall

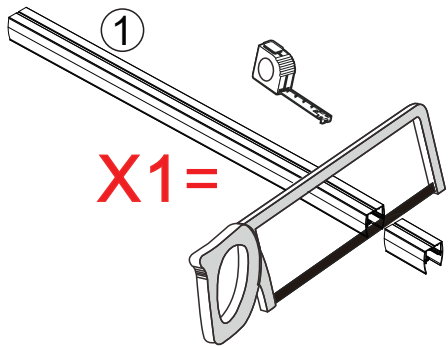
$$X1 = X2$$

Step 1



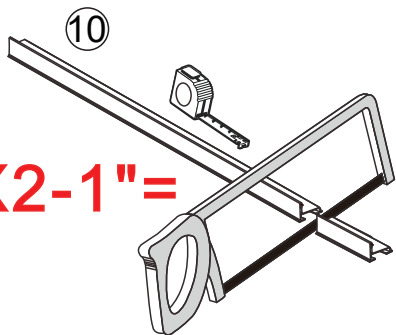
Measure the Width of X1 and X2 Carefully Before Trim the Frames

TOP RAIL

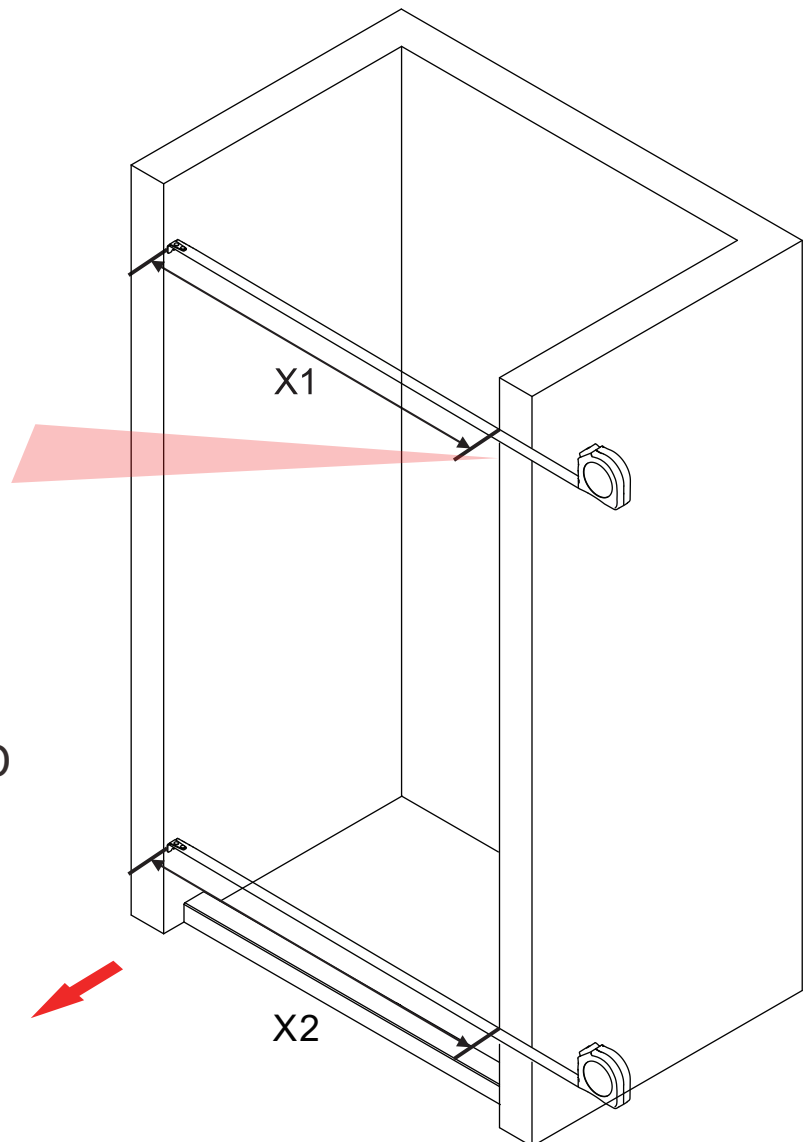


X1=

BOTTOM THRESHOLD



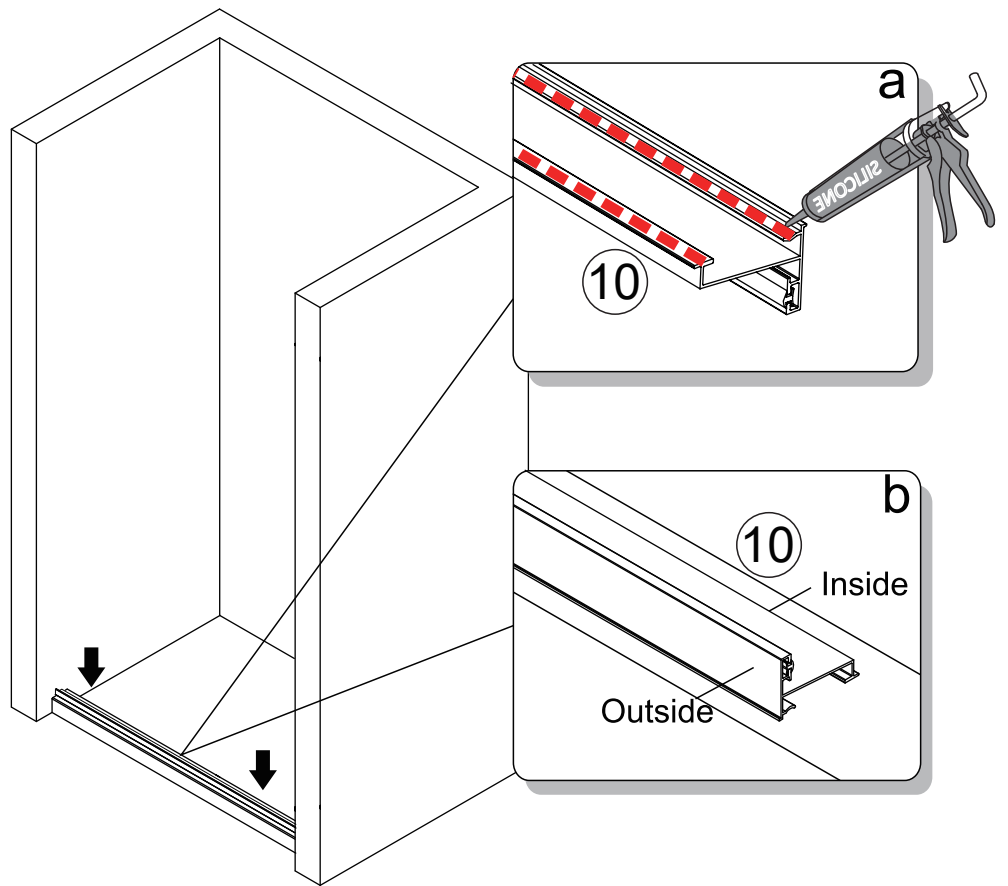
X2-1"=



Threshold Width=X2-1inch

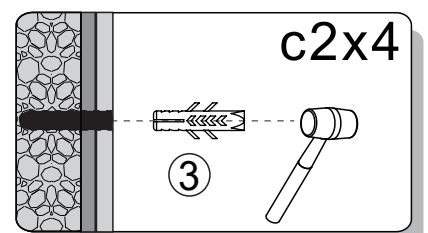
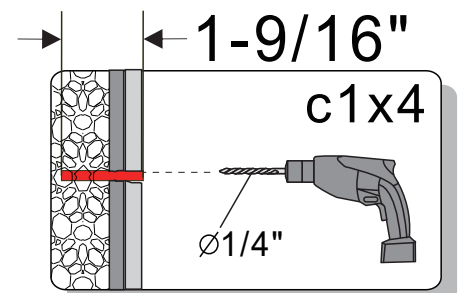
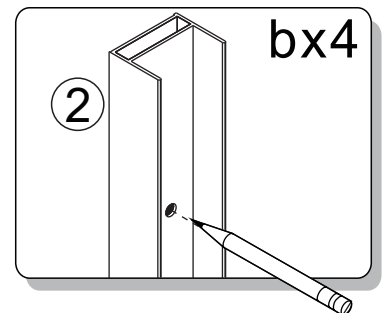
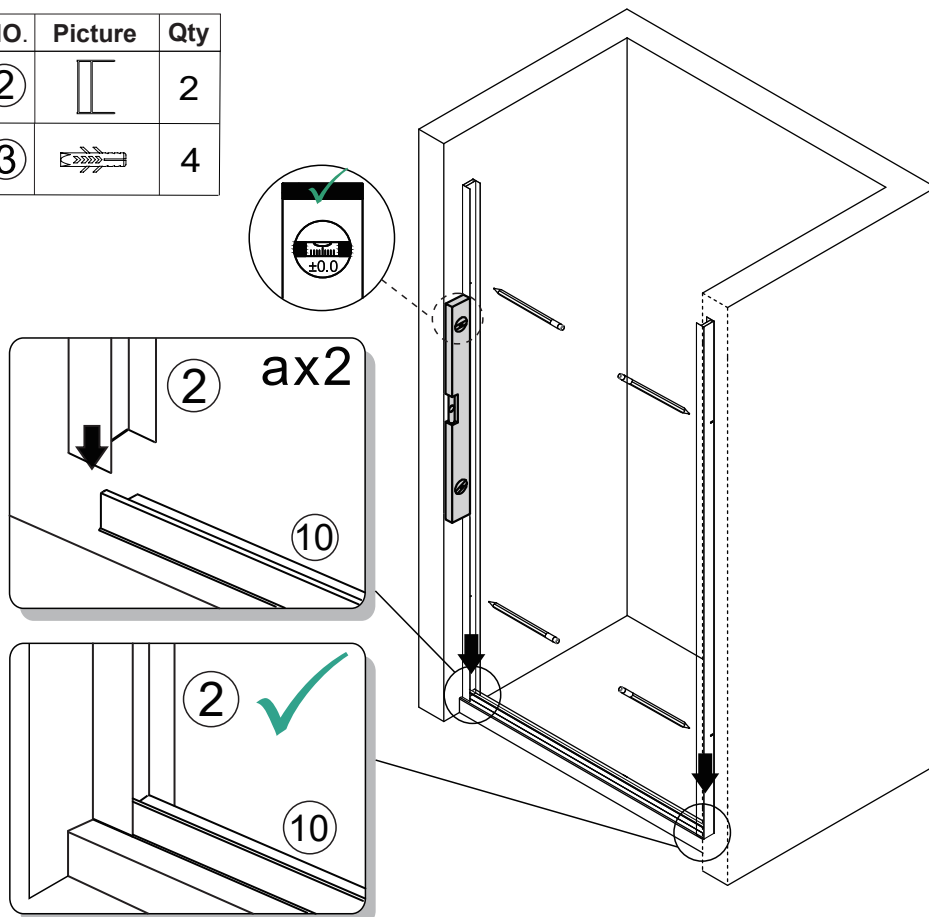
Step 2

NO.	Picture	Qty
⑩		1



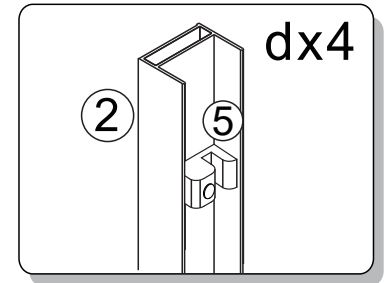
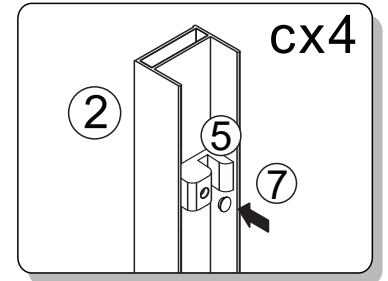

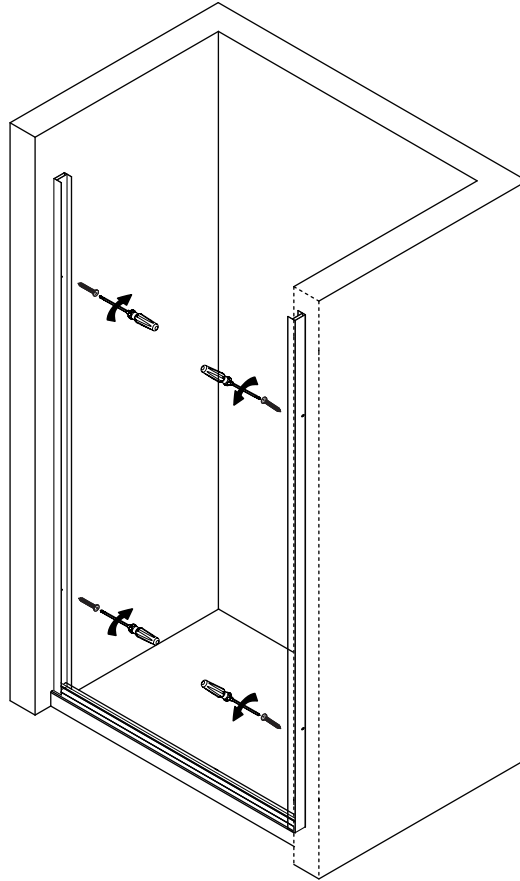
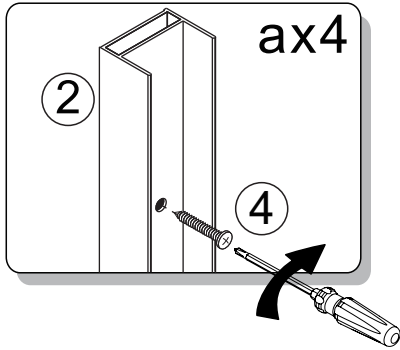
Step 3

NO.	Picture	Qty
②		2
③		4




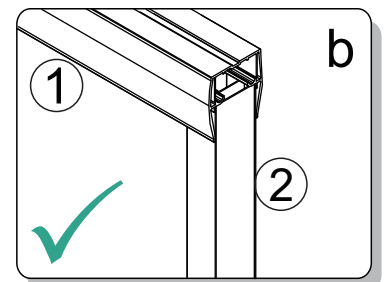
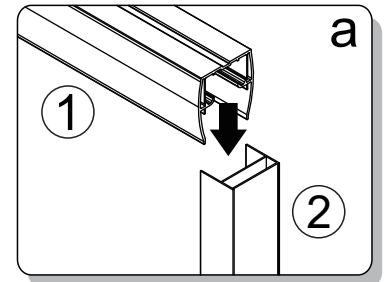
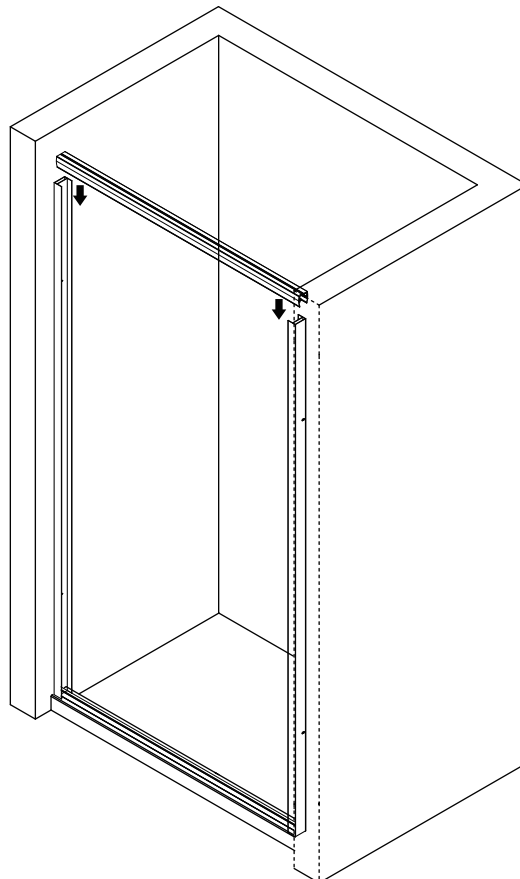
Step 4

NO.	Picture	Qty
④	 $\phi 3/16'' \text{D} \times 9/16'' \text{L}$	4
⑤		4
⑥	 $\phi 3/16'' \text{D} \times 85'' \text{L}$	4
⑦		4



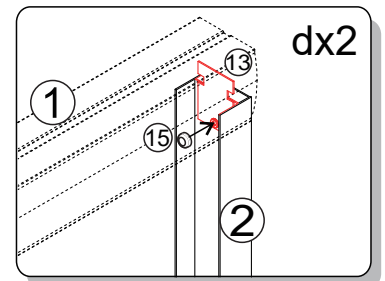
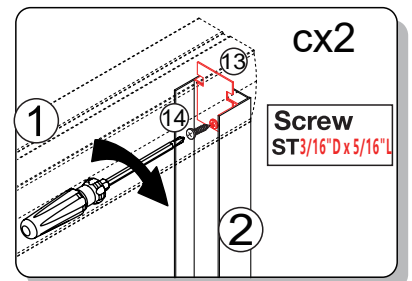
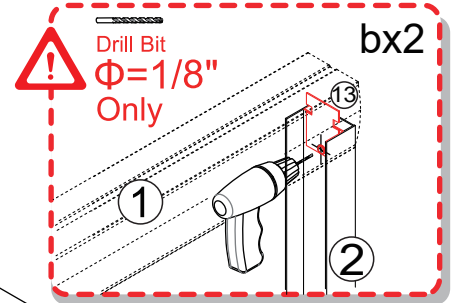
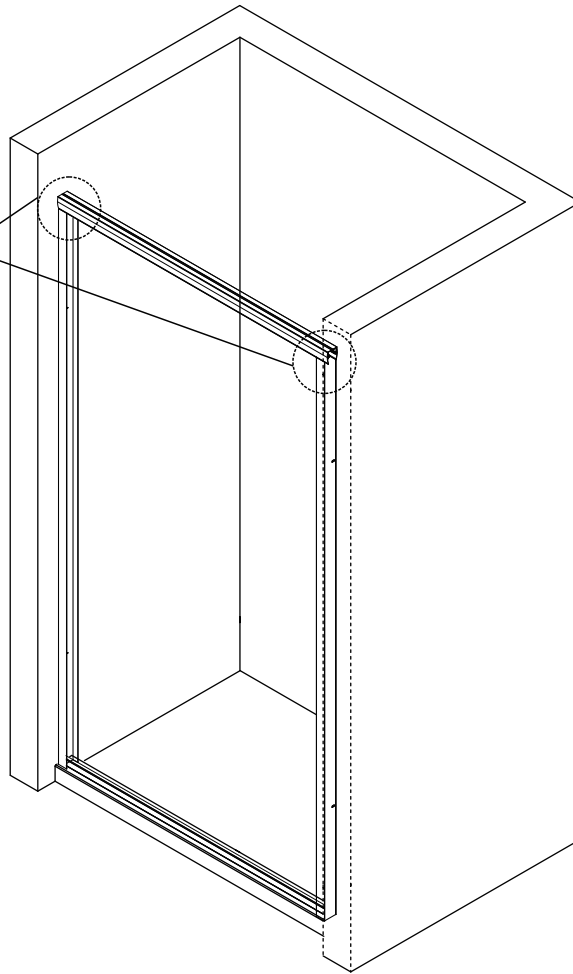
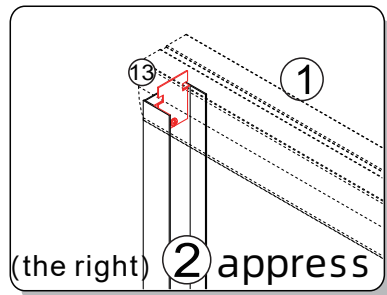
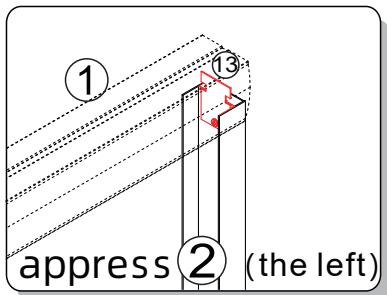
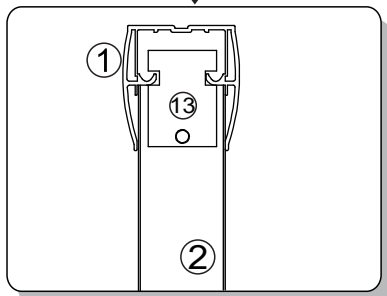
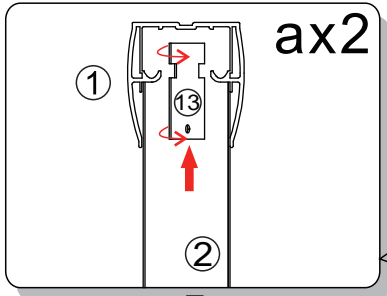
Step 5

NO.	Picture	Qty
①		1





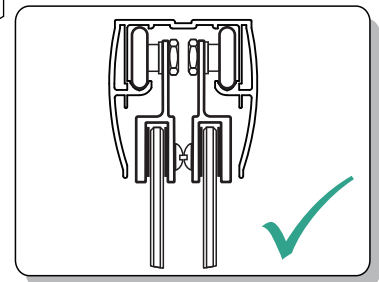
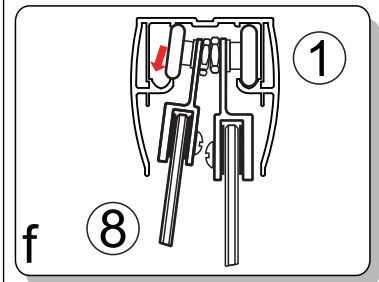
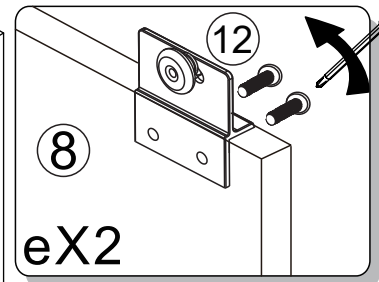
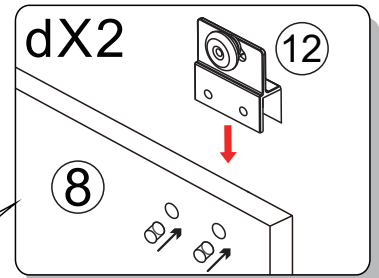
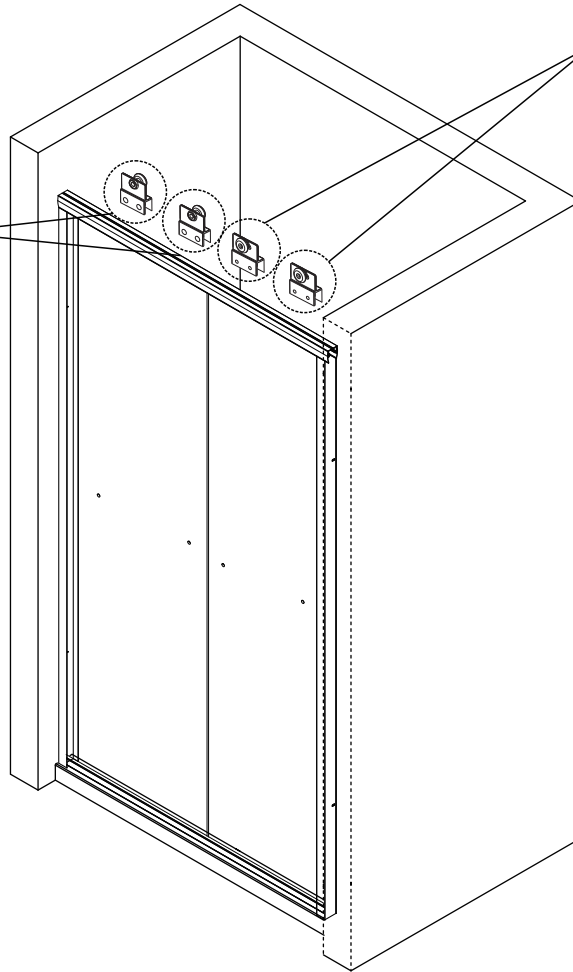
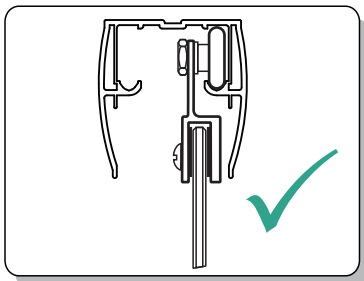
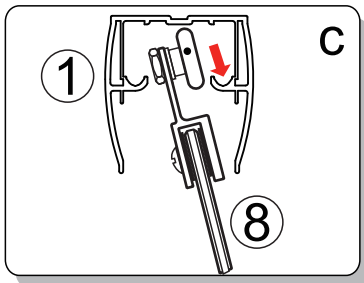
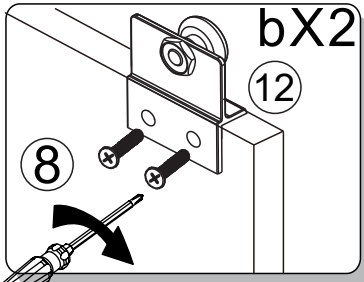
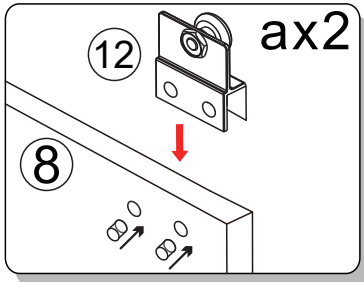
Step 6

NO.	Picture	Qty
13		2
14	$\phi 3/16''D \times 5/16''L$	2
15		2






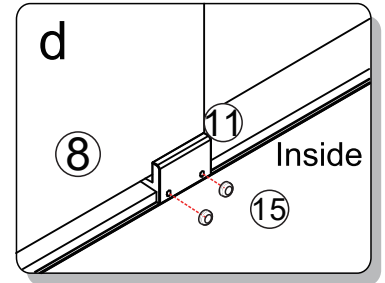
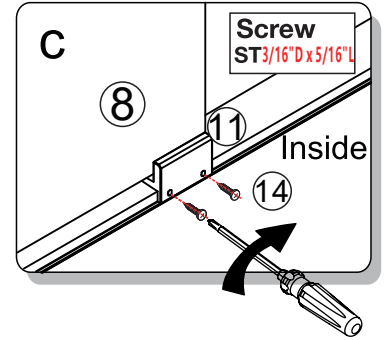
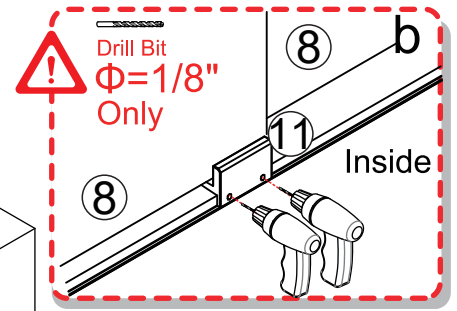
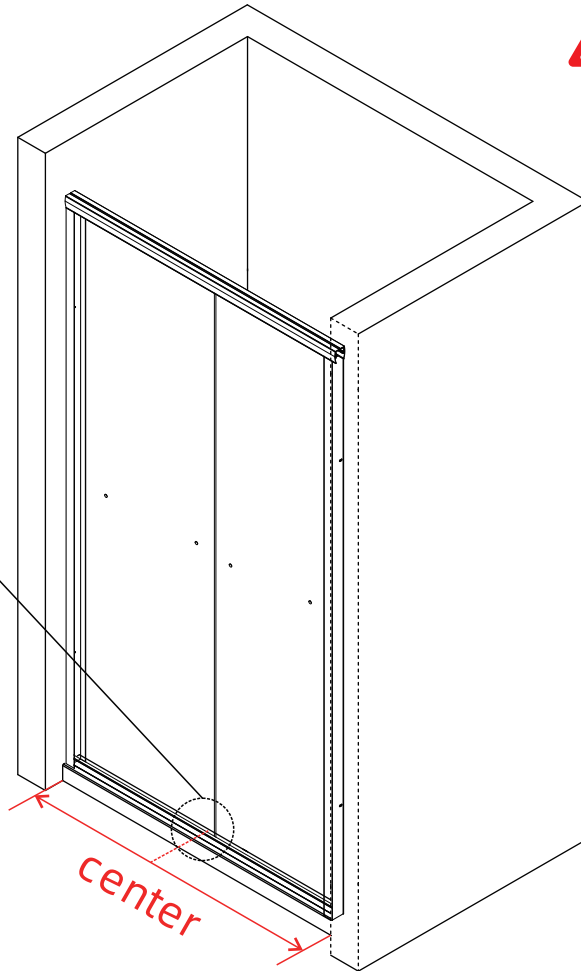
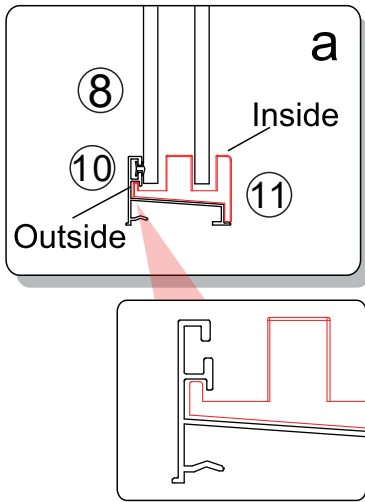
Step 7

NO.	Picture	Qty
8		2
12		4




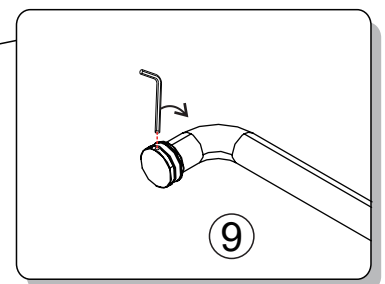
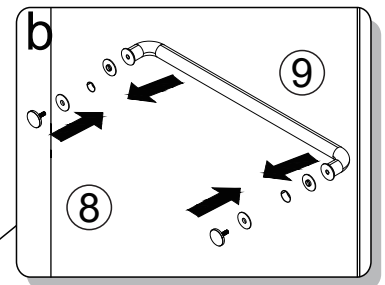
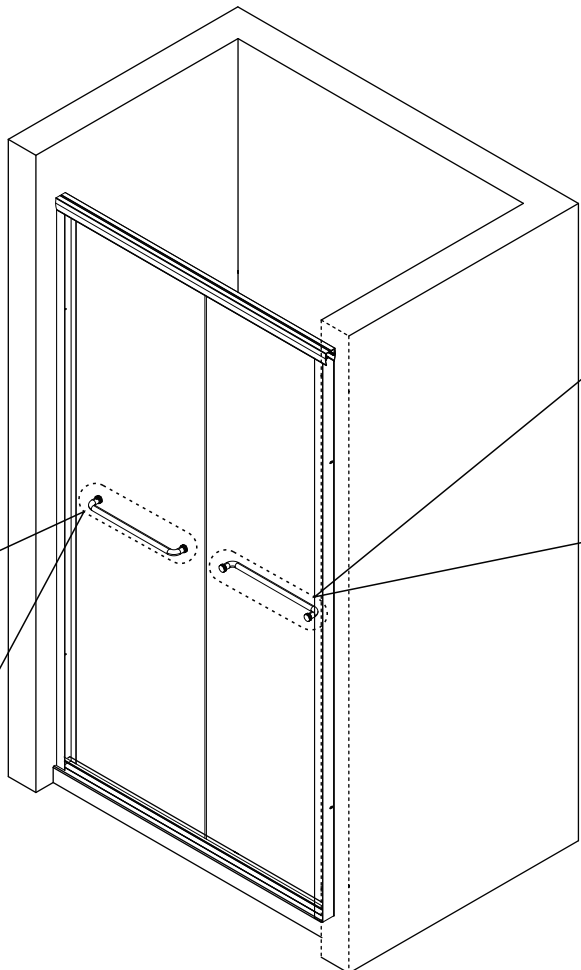
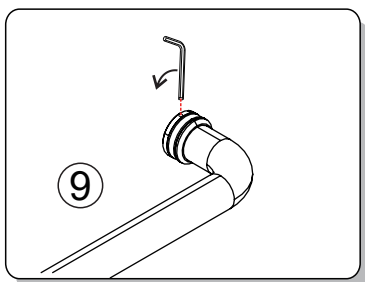
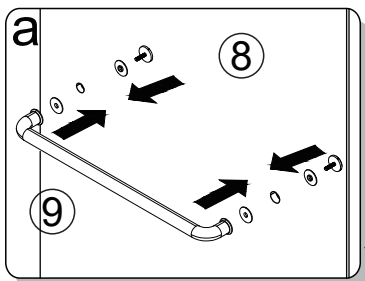
Step 8

NO.	Picture	Qty
11		1
14	 $\phi 3/16" \times 5/16" L$	2
15		2


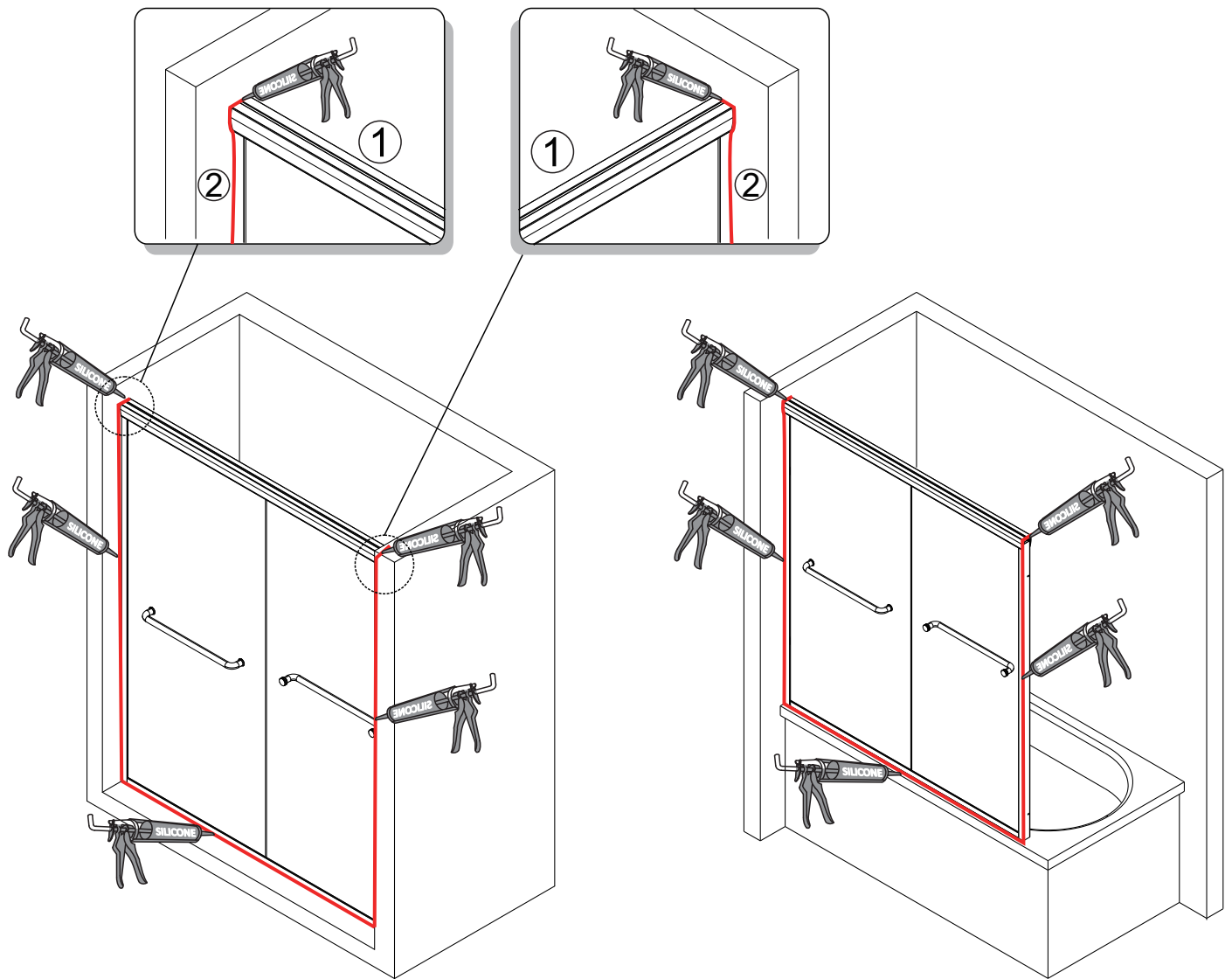


Step 9

NO.	Picture	Qty
9		2



Step 10



Do not use the shower enclosure for at least 24 hours in order to allow the silicone sealant to cure fully.

CARE & MAINTENANCE



The golden rules for care

NOTE: Use warm soapy water and a soft damp cloth to keep the glass clean. Wipe dry with a clean cloth. Glass cleaner can be used if required. Scourers, abrasives and chemical cleaners can damage the glass and pattern, and should not be used.

In hard water areas, insoluble lime salts may be deposited on the glass. If this is allowed to build up it becomes increasingly difficult to remove and looks unsightly. Regular cleaning will minimize this effect.

- Do not attempt to cut the glass.
 - Do not strike the glass with hard or pointed items.
 - Regularly check moving parts such as rollers and hinges to ensure they are secure and adjusted correctly. Tighten and adjust where required. Also check all sealed joints to ensure seal has not deteriorated. Re-seal if required.
-

WARRANTY

LIMITED WARRANTY EXCLUSION

ALL OTHER WARRANTIES EXPRESS OR IMPLIED INCLUDING ALL IMPLIED WARRANTIES OF MERCHANTABILITY OF FITNESS FOR A PARTICULAR PURPOSE ARE HEREBY DISCLAIMED. ZEAFFIVE IS NOT LIABLE FOR ANY INDIRECT, PUNITIVE, INCIDENTAL, CONSEQUENTIAL, SPECIAL OR SIMILAR DAMAGES INCLUDING, BUT NOT LIMITED TO, TIME AWAY FROM WORK, HOTELS AND/OR RESTAURANT MEALS, REMODELLING EXPENSES IN EXCESS OF DIRECT DAMAGES WHICH ARE DEFINITELY CAUSED EXCLUSIVELY BY ZEAFFIVE, LOST PROFITS OR REVENUE, INABILITY TO USE THE PRODUCT, OR ANY OTHER ASSOCIATED EQUIPMENT, THE COST OF SUBSTITUTE EQUIPMENT, AND ANY CLAIMS BY THIRD PARTIES RESULTING FROM THE USE OF THIS PRODUCT.

UNDER NO CIRCUMSTANCES SHALL STREAMLINE'S LIABILITY EXCEED THE PURCHASE PRICE OF THE UNIT.

ZEAFFIVE PRODUCTS MUST BE INSTALLED BY A FULLY INSURED, LICENSED, PROFESSIONAL WHO SHALL FOLLOW THE INSTRUCTIONS PROVIDED BY ZEAFFIVE, SHOULD THE PRODUCT BE INSTALLED BY AN INDIVIDUAL WHO IS NOT A FULLY INSURED, LICENSED PROFESSIONAL, THIS SHALL VOID THE WARRANTY OF THE PRODUCT.

SHOULD A WARRANTY CLAIM ARISE AND EITHER PARTS, REPLACEMENT, OR REPAIR OF THE ZEAFFIVE PRODUCT IS NECESSARY, FULFILLING THE INITIAL WARRANTY CLAIM SHALL DISCHARGE ZEAFFIVE OF ANY FUTURE WARRANTY OBLIGATION. IF THE PURCHASER REFUSES THE WARRANTY SOLUTION PROVIDED BY ZEAFFIVE, THIS ACT SHALL VOID THE WARRANTY. UNDER BOTH INSTANCES, ZEAFFIVE WILL NOT BE HELD RESPONSIBLE FOR ANY COSTS ASSOCIATED WITH SERVICING THE WARRANTY.

NO PERSON MAY MAKE ANY REPRESENTATION, AFFIRMATION, OR WARRANTY OTHER THAN THOSE CONTAINED IN THIS WARRANTY, ANY AFFIRMATION, REPRESENTATION OR WARRANTY BY ANY PERSON WHO IS NOT A ZEAFFIVE EMPLOYEE SHALL NOT BE ENFORCEABLE AGAINST ZEAFFIVE.

ZEAFFIVE makes no representations about the quality, durability, or need for service or repair of its products other than the representations contained in this warranty. If you want a longer or more comprehensive warranty than the limited warranty that comes with this product, you should ask ZEAFFIVE about buying an extended warranty. This warranty gives you specific legal rights, and you may have other rights that vary from state to state. Some states do not allow the exclusion or limitation of incidental or consequential damages, and some states do not allow limitations on how long an implied warranty lasts, so the limitations or exclusions stated above may not apply and may vary from state to state.

The warranties stated herein apply only to the first purchaser of the Product and are not transferable. ZEAFFIVE reserves the right to request proof of purchase at the time any warranty claim is submitted to confirm that the Product falls within the scope of this limited product warranty.

OUT OF WARRANTY PRODUCT

ZEAFFIVE IS UNDER NO OBLIGATION, AT LAW OR OTHERWISE, TO PROVIDE YOU WITH ANY CONCESSIONS INCLUDING REPAIRS. PRORATES

LIMITED MANUFACTURER'S WARRANTY

- All parts and finishes of ZEAFFIVE products are warranted to the original consumer purchaser to be free from defects in material and workmanship for a period of two to five years [depending on the product and model: please check the product listing or email us at service@service@bestgosupplychaininc.com if you are unsure after the date of original retail purchase. Proof of the original purchase is required to obtain a remedy under this limited warranty.

- ZEAFFIVE recommends using a certified professional for all installation and repair of kitchen and bathroom fixtures.

- ZEAFFIVE will replace, free of charge, during the warranty period any part or finish that proves defective in material and/ or workmanship under normal installation, use and service. Replacement parts may be obtained by emailing us at service@service@bestgosupplychaininc.com

- This warranty is extensive in that it covers replacement of all defective parts and even finish, but these are the only two things that are covered. Labor charges and/or damage incurred in installation, repair, or replacement as well as any other kind of loss or damages are excluded.

- Proof of purchase (original sales receipt) from the original consumer purchaser must be made available to ZEAFFIVE for all warranty claims. This is the exclusive warranty by ZEAFFIVE, which does not make any other warranty of any kind including the implied warranty of Merchant ability. This warranty excludes all industrial, commercial and business usage whose purchasers are hereby extended a one-year limited warranty from the date at purchase, with all other terms of this warranty applying except the duration of the warranty.

NO ATTEMPT TO ALTER, MODIFY, OR AMEND THIS WARRANTY SHALL BE EFFECTIVE UNLESS AUTHORIZED IN WRITING BY AN OFFICER OF ZEAFFIVE.

 service@bestgosupplychaininc.com

WHAT IS NOT COVERED UNDER THIS LIMITED WARRANTY

- Normal wear and tear, spills of food, liquid, grease accumulations or cosmetic damage.
- Damage due to accidents, misuse, physical force improper installation or operation, mishandling, neglect, fire, heat, water, humidity, liquids, insect infestation, or other intrusion.
- Products that have been repaired, altered or modified by anyone other than ZEAFFIVE or its authorized service representative.
- Damage caused by use of non-ZEAFFIVE accessories or misapplication Products whose serial numbers have been removed altered or rendered illegible.
- Products purchased, shipped from, used or serviced outside the United States. Canada and Mexico.
- Damage caused by acts of nature such as, but not limited to, lightning damage.
- Products returned without valid proof of purchase.
- Consumable parts such as light bulbs, metal, and charcoal filters.
- Any party's willful misconduct, negligence, misuse, abuse, accidents, neglect, improper operation, failure to maintain, improper or negligent installation, tampering, failure to follow operating instructions, mishandling, unauthorized service (including self-performed "fixing" or exploration of the product's internal workings).
- Use of corrosive or abrasive cleaning products.
- Cosmetic damages including scratches, dents, chips and other damage, unless such damage results from defects in materials and workmanship and is reported to ZEAFFIVE within 3 calendar days of delivery.
- Use of the Product in anything other than its normal customary and intended manner.
- A failure to comply with any applicable state, local city or county electrical, plumbing and/or building codes, regulations, or laws, including failure to install the product in strict conformity with local fire and building codes and regulations.
- In no event shall ZEAFFIVE have any liability or responsibility whatsoever for damage to surrounding property, including cabinetry, floors, ceilings, and other structures or objects around the product.

HOME SERVICES



INSTALLATION VIDEO

Missing Part or Defective?

✉ Email: service@bestgosupplychaininc.com