








# ASSEMBLY INSTRUCTION


ITEM :

**BOX OF CHEST**  
CHEST

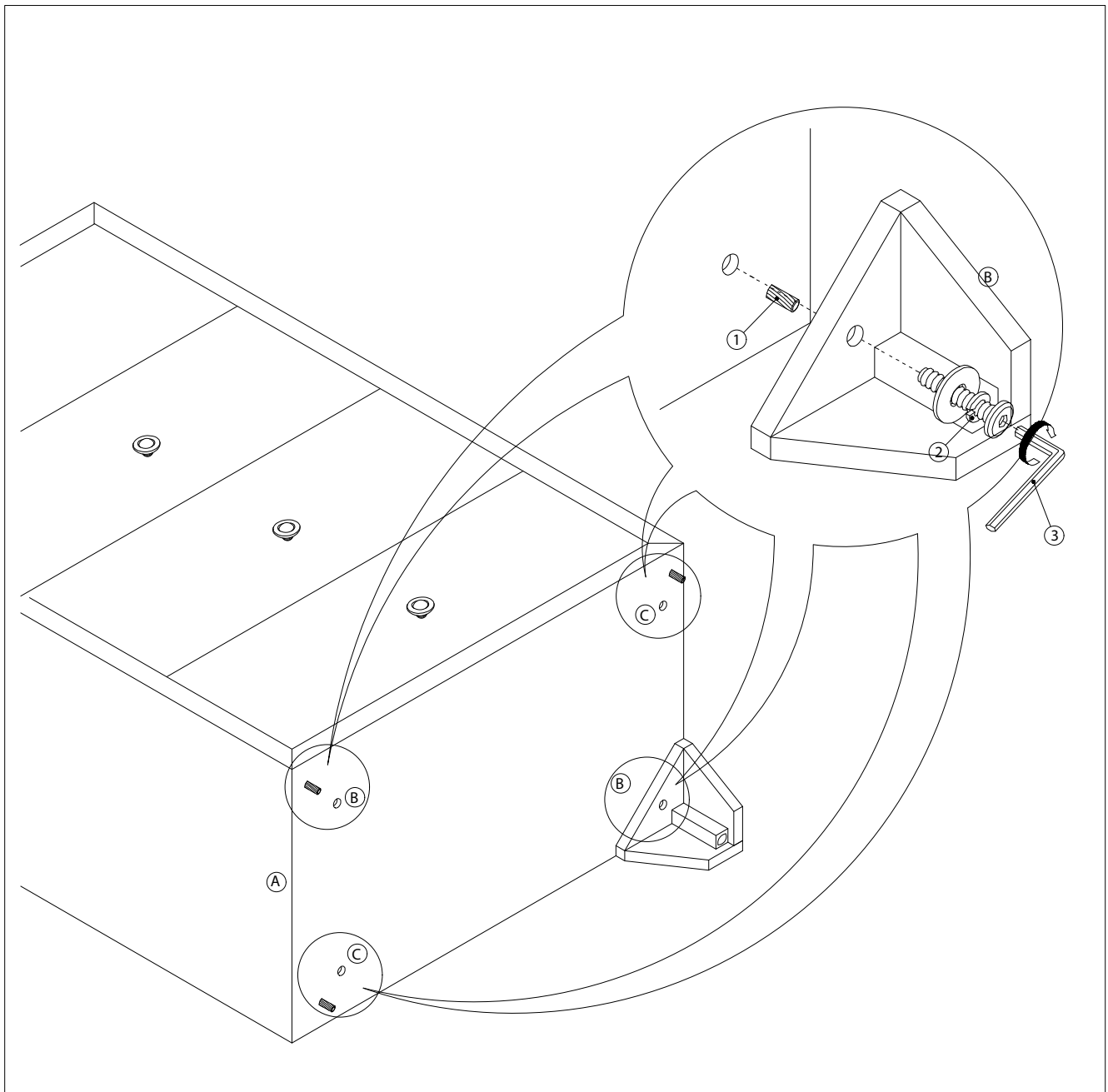
| ITEM | DRAWING   | DESCRIPTION   | QTY |
|------|---|---|-----|
| A    |  | CHEST   | 1   |
| B    |  | LEG (B)<br>(Located in the bottom drawer)   | 2   |
| C    |  | LEG (C)<br>(Located in the bottom drawer)   | 2   |
| D    |  | TIPPING RESTRAINT<br>(Affix to wall behind chest)<br>*Located in the Chest 1st Drawer | 1   |

**BOX OF CHEST**  
HARDWARE LIST

| ITEM | DRAWING   | DESCRIPTION           | QTY |
|------|---|-----------------------|-----|
| 1    |  | WOOD DOWEL<br>M8x30mm | 4   |
| 2    |  | JCBC SCREW<br>M6x40mm | 4   |
| 3    |  | L-KEY<br>M4x65mm      | 1   |



COMPLETED CHEST ASSEMBLY



THE HARDWARE IS LOCATED IN THE PACKING ITEMS  
THE ANTI TIPPING HARDWARE IS LOCATED IN THE CHEST 1ST DRAWER

NOTE : MUST TIGHT SCREWS PERIODICALL. WITH USE SCREWS MAY BECOME LOOSE.  
CHECK TIGHNESS OF ALL SCREWS EVERY 6-8 WEEKS.

MADE IN MALAYSIA