

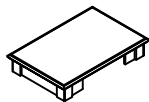









# ASSEMBLY INSTRUCTIONS

## WHITE/BLACK KITCHEN ISLAND

NOTE: THIS ITEM NOT RECOMMENDED FOR COMMERCIAL USE KEEP THIS DOCUMENT FOR REFERENCE IN CASE PARTS ARE NEEDED DO NOT TIGHTEN SCREWS UNTIL COMPLETELY ASSEMBLED!!

Thank you for your purchase of Kitchen Cart. Please keep in mind the purpose of this item is decorative and the top is not intended for the following, but not limited to: Cutting directly on the surface, Hot or cold items placed directly on, Acidic items including Vinegar or Lemon Juice on the surface.

Care Instructions:  
Please wipe clean using a non-abrasive mild soap and warm water.

NO	PARTS LIST		Q'TY
A		TOP	1PC
B		CROSS BAR	1PC
C		BAR SUPPORT	2PCS
D		WOOD PLUG	2PCS
E		FRAME	1PC
F		MIDDLE SHELF	1PC
G		BOTTOM SHELF	1PC
H		LEG	4PCS
I		BUN FOOT	4PCS
J		CUTTING BOARD	1PC