



Video Installation tutorial
<http://service.sunmory.com>



Please scan the QR code beside:

Importer: Shenzhen Youmai Technology Co.,Ltd.

Address: 2nd Floor, Building 9, Fu'an Phase II Industrial City, Xin Tian Community,
Fuhai Street, Bao'an District, Shenzhen City, Guangdong Province, China

Manufacturer: Dongguan Yanyu Lighting Co., Ltd.

Address: 2F, No.7, Guotai Road, Chungkou, HoujieTown, Dongguan City, GuangDong Pr, China



Made in China



Large Arc Floor Lamp

Model: F00092014A

USER MANUAL

For tutorial videos, customer service,
extended 12-month warranty,
and more information, please visit:
<https://www.sunmory.com>

Or scan the QR code below:



Shenzhen Yioumai Technology Co., LTD

Address: 2nd Floor, Building 9, Fu'an Phase II Industrial City,
Xin Tian Community, Fuhai Street, Bao'an District, Shenzhen City,
Guangdong Province, China



@sunmory_official



@Sunmory



@Sunmory Home



us@sunmory.com

1.Introduction

Thank you for purchasing our Large Arc Floor Lamp. Please read the following instructions carefully before assembly. If you have any question, please contact us by E-Mail (us@sunmory.com)

2.Product Features

1. Classic fishing style, embellish the space atmosphere of the room.
2. Large arched floor lamp with solid color finish mixed with a fabric shade combines the best of minimalist design with a modern color palette to bring you a modern minimalist lamp perfect for any space in your home.
3. With the lampshade made of linen fabric, it is more ornamental during the day and has high light transmittance at night.
4. Usage
On/Off: Step on the foot switch.
CCT: CCT can be changed by depressing the foot switch twice.

3.Parameter

LAMP	
Model	F00092014A
Input Voltage	AC100-120V 60Hz
Material	Iron+Fabric
Switch	Foot Switch
Power	12W
Brightness	1100LM
CCT	3000K-4000K-6500K

4.Cautions

- 1.Please keep it in a dry environment and don't touch the lamp with wet hands.
- 2.For a longer service life, please do not use the lamp in hot or corrosive surroundings.
- 3.Please make sure that the voltage is 100-120V, which is standard for US. This product can only be used between 100-120V.
- 4.Unplug before cleaning.
- 5.If you have any question, please contact us by E-mail: us@sunmory.com.

5.Usage

On/Off: Step on the foot switch.

CCT: CCT can be changed by depressing the foot switch twice.

6.Warranty and Our mission

Light the world, Warm your heart, which is the goal that we have been pursuing. We'd like to provide the best lamps and service to you. We provide a 12-month warranty for you. If you have any questions or suggestions, please contact us (E-mail: us@sunmory.com) soon, we would do our best to solve the problem and improve ourselves. Wish you enjoy the lamp and our service.



Please scan the QR code beside:

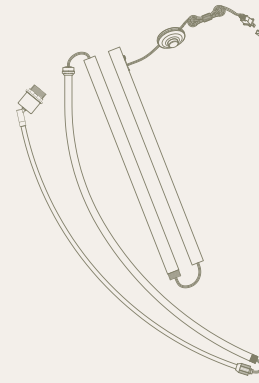
Importer: Shenzhen Yioumai Technology Co.,Ltd.

Address: 2nd Floor, Building 9, Fu'an Phase II Industrial City, Xin Tian Community, Fuhai Street, Bao'an District, Shenzhen City, Guangdong Province, China

Manufacturer: Dongguan Yanyu Lighting Co., Ltd.

Address: 2F, No.7, Guotai Road, Chungkou, HoujieTown, Dongguan City, GuangDong Pr, China

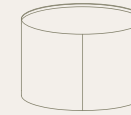
1 What's in the box



A. Lamp x 1



B. Base x 1



C. Lampshade x1



D. Top Bracket x1



E. Bottom Bracket x1



F. Nut x1



G. Bulb x1



H. Screw x1



I. Washer x1



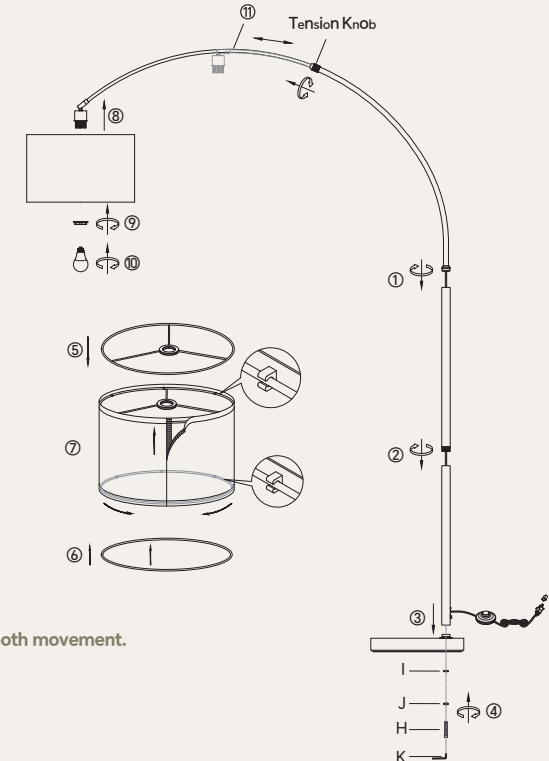
J. Spring Washer x1



K. Wrench x1

2 How to install

- ①-② Connect the lamp body poles (A) together.
- ③-④ Connect the lamp body to the base (B) using the screws (H, I, and J), and tighten them with the wrench (K).
- ⑤-⑦ Attach the brackets (D and E) to the lampshade (C), then fasten the velcro at both ends of the lampshade.
- ⑧-⑨ Install the assembled lampshade onto the lamp holder and secure it with the lamp nut (F).
- ⑩ Install the bulb (G) to complete the assembly.
- ⑪ Adjust the elastic knob to extend or shorten the curved rod.



NOTE: Turn the tension knob to adjust the lamp pole length.

While doing so, pull the bottom wire outward to allow smooth movement.

Tighten the knob to lock the desired length.