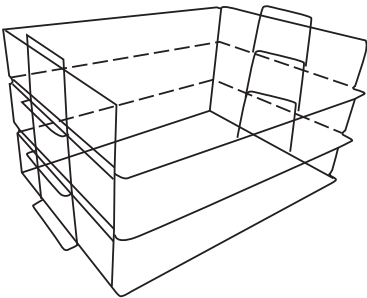




# Mesh 3 Tier Stackable Letter Paper Tray

SKU: HH-OHD01-3-GLD-MS



## ASSEMBLY INSTRUCTIONS

**Before You Begin:**

Please identify all component parts and hardware pieces required before you begin. Carefully remove all of the components from the packaging and set aside for assembly. Assemble on a soft surface to prevent scratching during assembly.

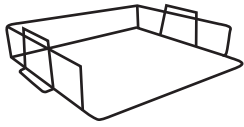
**Caution:**

Tighten all components securely before use. Failure to do so may result in personal injury.  
DO NOT use any sharp objects to open plastic wrapped components as damage to product or components may result.

**Warning:**

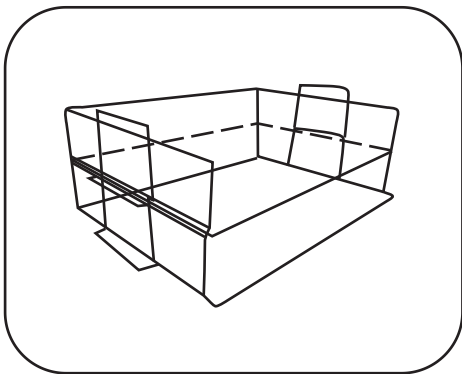
**CHOKING HAZARD** - Small Parts. Adult Assembly Required.

## PARTS




Letter Paper Tray x 3

## STEP 1



- 1 Stack one tray on top of the bottom tray, with the wires on either side interlocking to stabilize

## STEP 2



- 2 Stack third tray on top of the second tray, with the wires on either side interlocking to stabilize

## Quality and Safety Guidelines:

- Please follow the static and dynamic weight capacity limits provided on this item. If you are unsure of the weight capacities for this product, email us at [customerexperience@theubiquegroup.com](mailto:customerexperience@theubiquegroup.com) or call 866-552-2810.
- For maintenance instructions and replacement parts, please email us at [customerexperience@theubiquegroup.com](mailto:customerexperience@theubiquegroup.com) or call 866-552-2810.
- Intended for indoor use only.
- For product longevity, product safety and product integrity, store indoors in a dry location. For additional storage instructions, please email us at [customerexperience@theubiquegroup.com](mailto:customerexperience@theubiquegroup.com) or call 866-552-2810.
- Please visit [www.theubiquegroup.com](http://www.theubiquegroup.com) for our product warranty details or email us at [customerexperience@theubiquegroup.com](mailto:customerexperience@theubiquegroup.com) or call 866-552-2810.