ASSEMBLY INSTRUCTION

Thank you for purchasing this quality product. Be sure to check all packing materials carefully for small parts, which may have come loose during shipment. Check the bottom of seat, identify and countall items and compare with the parts list shown below.

Please follow below Assembly Instruction step by step

SOFA

Parts List

A 1PC 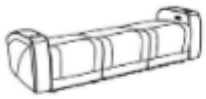 Seat	**B** 1PC Left Backrest
C 1PC Middle Backrest	**D** 1PC Right Backrest
E 1SET Ear	**F** 1SET AC Adapter

All images shown are for illustration purpose only.
Actual product may vary due to product enhancement.

STEP1

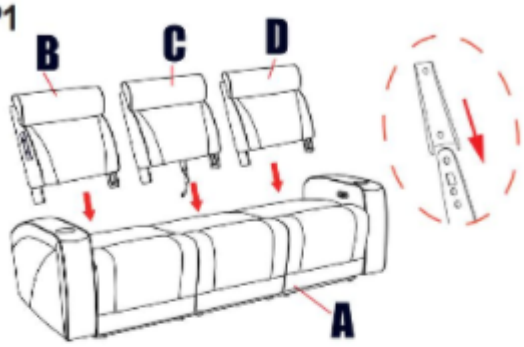

STEP2

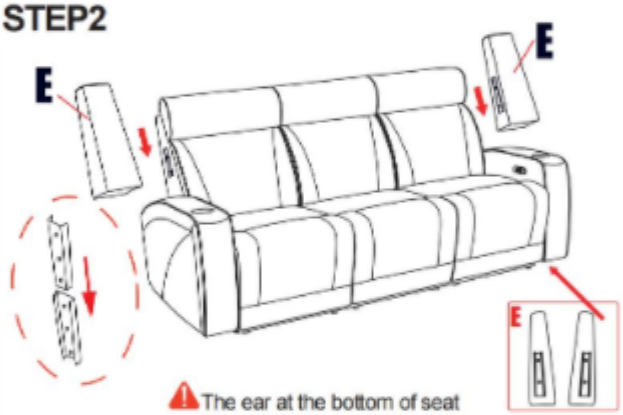

⚠ The ear at the bottom of seat

STEP3

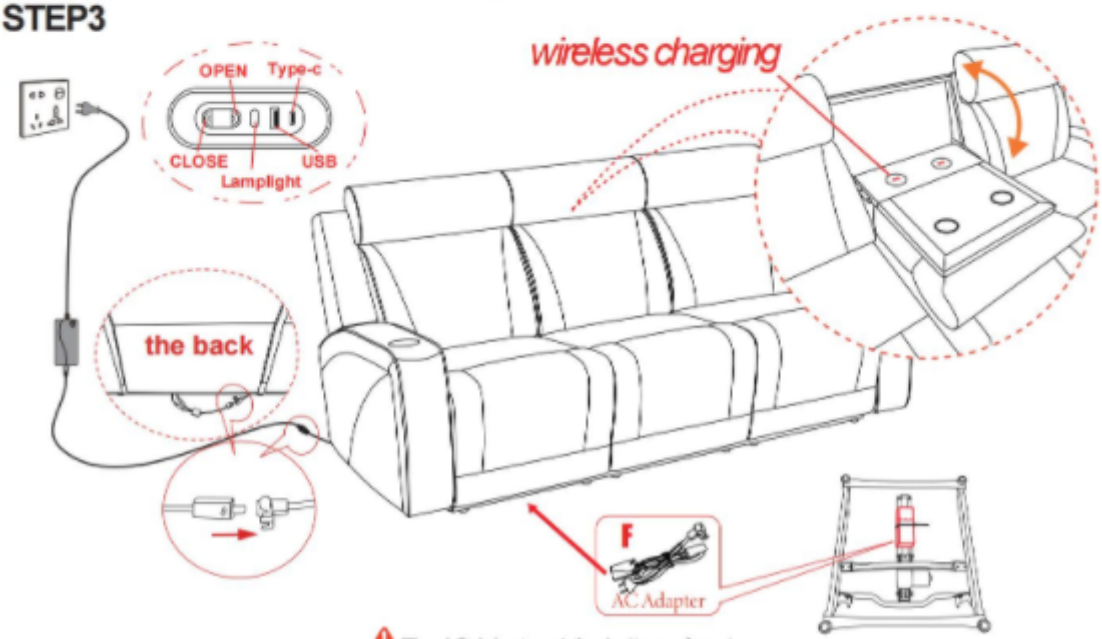

⚠ The AC Adapter at the bottom of seat