

LAB LOCATION:
REPORT NUMBER:

VIETNAM
76123-071180

ISSUE DATE:
PAGE:

Aug. 10, 2023
1 of 11

| | | | |
|-------------------|--|-------------|---|
| Applicant: | CHIEN FURNITURE MFG CO., LTD | | |
| Address: | Road 2, Tam Phuoc Industrial Zone, Bien Hoa City, Dong Nai Province | | |
| Contact: | Bella | | |
| TEL: | 0251-3512451-3 | FAX: | - |
| E-mail: | kelly@chienfurniture.com.tw , bella.chienfurniture@gmail.com albert@chienfurniture.com.tw | | |
| Copy To: | - | | |

| | |
|------------------------------|----------|
| <u>OVERALL RATING</u> | |
| PASS | <u>X</u> |
| FAIL | <u>-</u> |
| DATA | <u>-</u> |

| | | | |
|-------------------------------------|--------------------------|-------------------------------|-------------------|
| Sample Information | | | |
| Sample Description | Boca Grande Drawer Chest | | |
| Style Number | 150-150 | | |
| SKU | 150-150 | | |
| Vendor Name | - | | |
| Vendor Style Number | - | | |
| Quantity | 1 | Phase of production | Finished product |
| Buyer's Name | Palmetto Home, LLC | Manufacturer | CHIEN FURNITURE |
| Country of Origin | Vietnam | Country of Destination | USA |
| Code Number | - | Date of production | 07/20/2023 |
| Reference item/ style number | - | Color | Washed Oak/ White |
| Date of Submission | Jul. 26, 2023 | Test Performance Dates | Jul. 26, 2023 |
| Testing Status | | | |
| Pre-Shipment Lead Test | <input type="checkbox"/> | Test for Protocol | - |
| Retest | <input type="checkbox"/> | Previous Report No.: - | |

LAB LOCATION:
REPORT NUMBER:

VIETNAM
76123-071180

ISSUE DATE:
PAGE:

Aug. 10, 2023
2 of 11

Sample Photos



76123-071180

For and on behalf of
**Eurofins MTS Consumer Product Testing
Vietnam Ltd.**

HARRY VU
HL. DEPARTMENT SUPERVISOR

LAB LOCATION:
REPORT NUMBER:
VIETNAM
76123-071180
ISSUE DATE:
PAGE:
Aug. 10, 2023
3 of 11
EXECUTIVE SUMMARY:
TESTING RESULT SUMMARY

| Test Property | PASS | FAIL | DATA | COMMENTS |
|--|------|------|------|----------|
| ASTM F2057-23 Standard Safety Specification for Clothing Storage Units (Safety Standard for Clothing Storage Units – 16 CFR Part 1261) | X | - | - | - |

TEST RESULT(S):
Measurement and calculation information;
Sample size: 38 inches W, 19 inches D, 50 inches H
Sample weight: 195.99 lbs
Test load for Extendable Element = $8.5 \text{ lb/ft}^3 \times \text{Volume (WE*DE*HE)}$, WE= Drawer bottom width (in), DE= Drawer bottom depth (in), HE=Drawer Height (in) -1/8 in

| Extendable Element 1 | | Extendable Element 2 | | Extendable Element 3 | |
|---|--------|---|--------|---|--------|
| Interlocked? | No | Interlocked? | No | Interlocked? | No |
| Drawer bottom depth (in) | 14-1/8 | Drawer bottom depth (in) | 14-1/8 | Drawer bottom depth (in) | 14-1/8 |
| Drawer bottom width (in) | 32-3/4 | Drawer bottom width (in) | 32-3/4 | Drawer bottom width (in) | 32-3/4 |
| Drawer Height (in) | 6-5/8 | Drawer Height (in) | 6-1/8 | Drawer Height (in) | 6-1/8 |
| Drawer functional volume (ft ³) | 1.74 | Drawer functional volume (ft ³) | 1.61 | Drawer functional volume (ft ³) | 1.61 |
| Test load for Extendable Element (lb) | 14.8 | Test load for Extendable Element (lb) | 13.7 | Test load for Extendable Element (lb) | 13.7 |

| Extendable Element 4 | | Extendable Element 5 | |
|---|--------|---|--------|
| Interlocked? | No | Interlocked? | No |
| Drawer bottom depth (in) | 14-1/8 | Drawer bottom depth (in) | 14-1/8 |
| Drawer bottom width (in) | 32-3/4 | Drawer bottom width (in) | 32-3/4 |
| Drawer Height (in) | 8-1/8 | Drawer Height (in) | 8-1/8 |
| Drawer functional volume (ft ³) | 2.14 | Drawer functional volume (ft ³) | 2.14 |
| Test load for Extendable Element (lb) | 18.2 | Test load for Extendable Element (lb) | 18.2 |

LAB LOCATION:
REPORT NUMBER:
VIETNAM
76123-071180
ISSUE DATE:
PAGE:
Aug. 10, 2023
4 of 11

| TEST ITEM | TEST METHOD | TEST REQUIREMENT | RESULT |
|---|--|---|---|
| Tip-over restraints requirements | ASTM F2057-23. Section 4.4 & 4.5/ ASTM F3096-2023 | <ul style="list-style-type: none"> An anti-tip device shall be included with each item of furniture covered under the scope of this safety specification for attachment by the consumer. The anti-tip device provided shall meet the requirement of Specification ASTM F3096. Test load: 60 lb | P Refer from report #76123-071174 |
| Interlock Requirements | ASTM F2057-23. Section 4.6 | Test to Evaluate Interlock System in accordance with 9.1 : Open an extendible element or the number of elements necessary to engage the interlock. Gradually apply, over a period of at least 5 s, a 30-lbf (133 N) horizontal pull force on each interlocked extendible element at the center of the pull area(s), one element at a time, and hold the force for at least 10 s. When tested to 9.1, the extendible element shall be considered interlocked to the open extendible element if either: * It remains closed during the test and is functional after tested extendible element is closed; or * Its opening acts to close the extendible element originally open. Note: Interlocks are contemplated but not required; they may however become part of the overall compliance scheme. | NA <input type="checkbox"/> With interlock. <input checked="" type="checkbox"/> Without interlock |
| Requirements for Stability test | ASTM F2057-23 Section 4.1&4.2 & 4.3. | <ul style="list-style-type: none"> With the unit set up in accordance with 8.1, and without the anti-tip device, test the unit in accordance with 9.2.1, 9.2.2, and 9.2.3. During the test, the unit shall not tip over or be supported by any component unless that component was specifically designed for that purpose. If a failed component prohibits the completion of the test, then the failed component(s) shall be repaired or replaced to the original specifications, or the component replaced and the test repeated with the failed component secured as to not affect the test results but to prevent the component from failing. | |
| | ASTM F2057-23 Section 9.2.1. Simulated Clothing Load: | - Position the empty unit on a hard, flat, level test surface. - Calculate the volume of each drawer and place the weight in the center of each drawer and/or space behind the doors. - If 50 % or more of the storage volume is extended, determine the weight for loading the extendible elements and/or space behind the doors based on the volume calculated and load. If less than 50%, then the unit remains empty. - Open all doors [90 degrees] and extend all available extendible elements [to full extension]. Elements shall remain open for 30 s. | P See table above |
| | ASTM F2057-23 Section 9.2.2. Simulated Horizontal Dynamic Force: | -Force Application on Extendible Element—where the extendible element has been determined to have the highest hand-hold height, not to exceed 56 in. (1422 mm). -Position the empty unit on a hard, flat, level test | P |

Eurofins MTS Consumer Product Testing Vietnam Ltd.

 Lot II-12, Street 19/5A, Tan Binh Industrial Park, Tay Thanh Ward, Tan Phu District, HCM City, Vietnam
 Tel: (+84) 862896363 Fax: (+84) 862896262 Email: info@mtsvietnam.com.vn Website: www.mts-global.com

LAB LOCATION:
REPORT NUMBER:

VIETNAM
76123-071180

ISSUE DATE:
PAGE:


Aug. 10, 2023
5 of 11

| TEST ITEM | TEST METHOD | TEST REQUIREMENT | RESULT |
|---|--|--|--------|
| | | surface. -Open all doors [90 degrees] and extend all available extendible elements [to full extension]. Drawers and/or space behind doors are not weighted. - Apply a 10 lbf (44 N) horizontal force, parallel to the direction of initial outward motion, at a height not exceeding 56 in. (1422 mm) to the handle or pull. The force shall be applied over a period of at least 5s and held for 10s. | |
| | ASTM F2057-23 Section 9.2.3. Simulating a Reaction on Carpet with Child Weight | -Position the empty unit on a hard, flat, level test surface. - Place the test block(s) with 0.43"thick under the unit's most rear floor support(s), such as a leg, foot, or upright. - Open all doors [90 degrees] and extend all available extendible elements [to full extension] -Gradually, over a period of at least 5 s, apply the test apparatus [60-lbs] without impact over the top of the door or extendible element most likely to cause tipover. -Allow the test apparatus to rest without additional support for 30 s. | P |
| Permanency of Labels and Warnings Testing | ASTM F2057-23 Section 9.3 | A paper label shall be considered permanent if, during an attempt to remove it without the aid of tools or solvents, it cannot be removed, it tears into pieces upon removal, or such action damages the surface to which it is attached. | P |
| | | A non-paper label shall be considered permanent if, during an attempt to remove it without the aid of tools or solvents, it cannot be removed or such action damages the surface to which it is attached. | NA |
| | | Adhesion Test for Warnings Applied Directly onto the Surface of the Product: - Apply the tape test defined in Test Method B – Cross-Cut Tape Test of Test Methods D3359 eliminating parallel cuts. - Perform this test once in each different location where warnings are applied. - The warning statements shall be considered permanent if the printing in the area tested is still legible and attached after being subjected to this test. | NA |
| Marking and Labeling | ASTM F2057-23 Section 10 | -Warnings on Product: Each clothing storage unit shall be permanently marked in at least one place with the warnings from this section. The warnings shall be in a conspicuous location when in use. The warnings shall be applied on one surface, not wrapped or folded around or over corners. - Warnings Format and Content: The warnings shall be formatted in a manner consistent with ANSI Z535.4. +The signal word panel shall include the Safety | P |

Eurofins MTS Consumer Product Testing Vietnam Ltd.

Lot II-12, Street 19/5A, Tan Binh Industrial Park, Tay Thanh Ward, Tan Phu District, HCM City, Vietnam
 Tel: (+84) 862896363 Fax: (+84) 862896262 Email: info@mtsvietnam.com.vn Website: www.mts-global.com

LAB LOCATION:
REPORT NUMBER:
VIETNAM
76123-071180
ISSUE DATE:
PAGE:
Aug. 10, 2023
6 of 11

| TEST ITEM | TEST METHOD | TEST REQUIREMENT | RESULT |
|-----------|-------------|--|--------|
| | | <p>Alert Symbol “” and state “WARNING”.</p> <p>+ “WARNING” shall be in all caps, bold face type not less than 0.15 in. (3.8 mm) capital letter height in a sans serif font. The letter color shall be safety black on a safety orange or safety white background, or safety white on a safety black background. All others text shall be a sans serif font, not less than 0.1 in. (2.5 mm) capital letter height.</p> <p>+ The Safety Alert Symbol is composed of an equilateral triangle surrounding an exclamation mark. It shall be presented in one of five color formats when used with the WARNING signal word: A safety black triangle with a safety orange exclamation mark, or; A safety yellow triangle with a safety black border and safety black exclamation mark—to allow consistency with certain ISO standards, or; A safety yellow triangle with a safety black exclamation mark and a yellow border around a safety black band—to allow consistency with certain ISO standards, or; A safety black triangle with a safety white exclamation mark—for black and white only formats, or; A safety white triangle with a safety black exclamation mark—for black and white only formats.</p> <p>-Each safety symbol panel shall measure at least 1.25 in. by 1.25 in. (31.8 mm by 31.8 mm); each safety symbol shall measure at least 1 in. by 1 in. (25.4 mm by 25.4 mm). Each symbol shall be safety black with either a safety black or safety red prohibition symbol or the symbol shall contrast with the background. The safety symbol panel for each symbol shall be bounded on all sides with a safety black line or the line shall contrast with the background.</p> <p>- The warning message panel shall begin with the following statement in bold face type. Children have died from furniture tipover. To reduce the risk of furniture tipover:</p> <p>- The warning message panel shall include the following statements, preceded by a bullet point, in the order given.</p> <p>- ALWAYS install anti-tip device provided.</p> <p>-Television use shall be addressed in the warnings by following.</p> <p>(1) For clothing storage units that are not designed and intended by the manufacturer to be used with a TV shall state: NEVER put a TV on this product.</p> <p>(2) For clothing storage units that are designed and intended by the manufacturer to be used with a TV, the warning shall address TV use. This may be done within the other warnings as shown in the examples or separately to comply with other standards. In either case, all warnings must be</p> | |

Eurofins MTS Consumer Product Testing Vietnam Ltd.

 Lot II-12, Street 19/5A, Tan Binh Industrial Park, Tay Thanh Ward, Tan Phu District, HCM City, Vietnam
 Tel: (+84) 862896363 Fax: (+84) 862896262 Email: info@mtsvietnam.com.vn Website: www.mts-global.com

LAB LOCATION:
REPORT NUMBER:
VIETNAM
76123-071180
ISSUE DATE:
PAGE:
Aug. 10, 2023
7 of 11

| TEST ITEM | TEST METHOD | TEST REQUIREMENT | RESULT |
|-----------|-------------|---|--------|
| | | conspicuous. - NEVER allow children to stand, climb, or hang on any drawers, doors, or shelves. It is permissible to exclude any feature not included on the unit. - NEVER open more than one drawer at a time. It is permissible to exclude any feature not included on the unit. -When the unit includes interlocking drawers: DO NOT defeat or remove the drawer interlock system; it is an important stability and safety system. Units that do not include interlocking drawers shall not use this statement. It is permissible to remove "drawer," add the appropriate parts and features to this statement, or to address any specific use characteristics of the interlock system. - Place heaviest items in the lowest drawers. It is permissible to change drawers to a term/location better matching the unit. -The following statement is required below all other text, in italic letters: This is a permanent label. Do not remove! Alternatively, the following shall be used when markings other than a label are used and may be used with any marking type: This warning is permanent. Do not remove! The statement may not be larger type than any other wording on the warning. -For units with interlock systems , a warning addressing: DO NOT remove the interlock system except for maintenance as shown. NEVER use the unit without the interlock installed following the instructions. shall be added to each drawer in a location near the interlock hardware; instructions shall be shown or a location with instructions shall be referenced | |

NOTE: P = Pass F = Fail NA = Not Applicable NR = Not Requested


LAB LOCATION:
REPORT NUMBER:

VIETNAM
76123-071180

ISSUE DATE:
PAGE:

Aug. 10, 2023
8 of 11

EXHIBIT(S):

| | |
|---|--|
| <p style="text-align: center;">Exhibit 1</p>  | <p style="text-align: center;">Exhibit 2</p>  |
| <p style="text-align: center;">Exhibit 3</p>  | <p style="text-align: center;">Exhibit 4</p>  |
| <p style="text-align: center;">Exhibit 5</p>  | <p style="text-align: center;">Exhibit 6</p>  |

Eurofins MTS Consumer Product Testing Vietnam Ltd.

Lot II-12, Street 19/5A, Tan Binh Industrial Park, Tay Thanh Ward, Tan Phu District, HCM City, Vietnam
Tel: (+84) 862896363 Fax: (+84) 862896262 Email: info@mtsvietnam.com.vn Website: www.mts-global.com

LAB LOCATION:
REPORT NUMBER:

VIETNAM
76123-071180

ISSUE DATE:
PAGE:

Aug. 10, 2023
9 of 11

Exhibit 7



Exhibit 8



Exhibit 9



Exhibit 10



Exhibit 11



Exhibit 12



LAB LOCATION: VIETNAM
 REPORT NUMBER: 76123-071180

ISSUE DATE: Aug. 10, 2023
 PAGE: 10 of 11

Exhibit 13.



Exhibit 14.

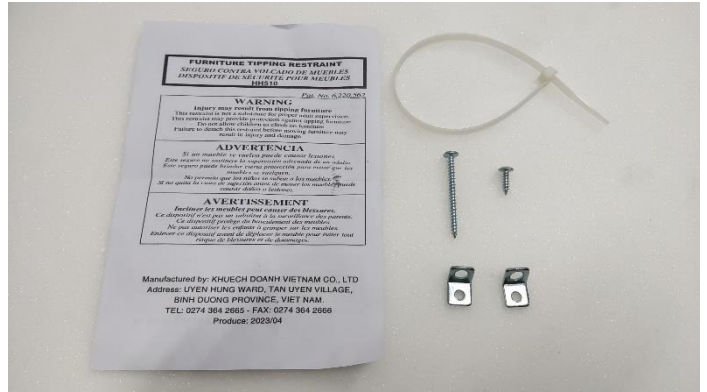


Exhibit 15.

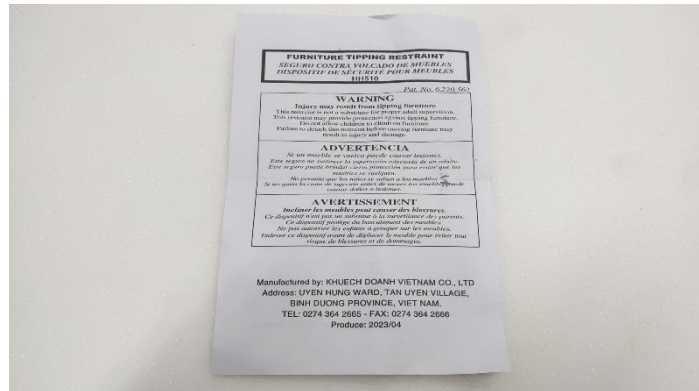


Exhibit 16.



LAB LOCATION:
REPORT NUMBER:**VIETNAM**
76123-071180**ISSUE DATE:**
PAGE:**Aug. 10, 2023**
11 of 11**NOTE:**

If there is question or concern regarding the above results, please contact the appropriate lab person below:

Technical questions:**Primary Contact: Allen Hsu**
Back-up Contact: Harry Vu**Tel: +84-28-6289-6363 Ext: 127**
Tel: +84-28-6289-6363 Ext: 175**Email: Allen.Hsu@cpt.eurofinsasia.com**
Email: Harry.Vu@cpt.eurofinsasia.com**Concerns About Billing and General Inquiries:****Primary Contact: Vincent Pham**
Back-up Contact: Wendy Do**Tel: +84-28-6289-6363 Ext: 114**
Tel: +84-28-6289-6363 Ext: 123**Email: Vincent.Pham@cpt.eurofinsasia.com**
Email: Wendy.Do@cpt.eurofinsasia.com

This test report is governed by the Terms and Conditions, available on request or attached to the end of this test report. Attention is especially drawn to the limitations of liability, indemnification and jurisdictional provisions defined therein. This report is issued strictly based on the testing of the samples submitted by you. The test results in this report refer only to the sample(s) actually tested and do not refer or be deemed to refer to any bulk production from which such sample(s) may be said to have been obtained. In the event that Eurofins MTS Consumer Product Testing (Vietnam) Co. Ltd ("ERF") was requested to survey and test any bulk production quantity of samples, ERF, in the absence of any contrary written instructions, performed random sampling of bulk production for testing purposes. Variations in the conditions under which samples are stored, transported, etc., may lead to variations in the test results. ERF cannot anticipate and shall not be held responsible for variations in test results that may be due to factors beyond ERF's control, such as, sample cross-contamination, evaporation of volatile substances due to storage temperature, humidity, etc. This report does not constitute a recommendation, actual or implied, for any specific course of action. Other than the expressed warranties made in the Terms and Conditions of the ERF Test Request Form, ERF makes no warranties or representations either express or implied with respect to this report. In no circumstances whatsoever shall ERF be liable for any consequential, special or incidental damages arising out of, or in connection with, this report. As per regulation of China Metrology Accreditation (CMA), a report without CMA accreditation logo will not serve as testimonial to the public for the purpose defined by CMA regulations.