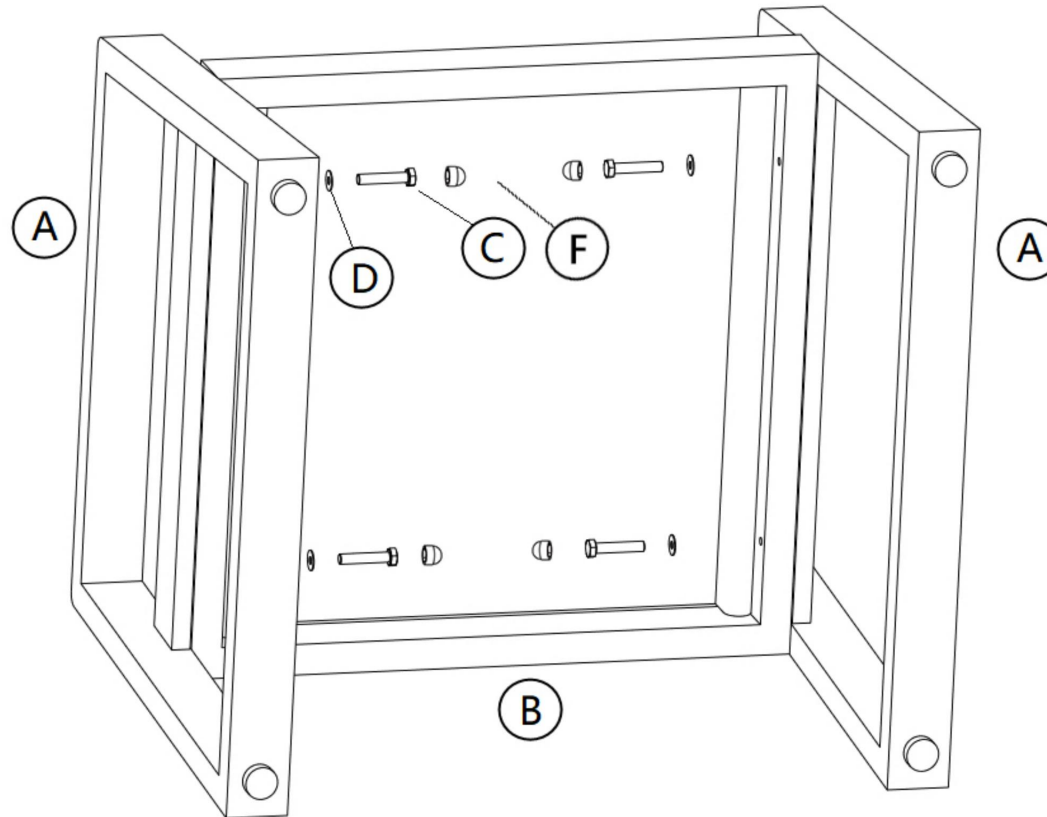


# Ottoman ASSEMBLY INSTRUCTIONS


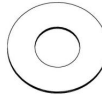
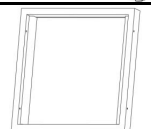

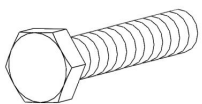

**Step 1: Remove all protective materials and assemble on a flat surface.**

**Step 2: Identify all parts packed in the carton against parts list.**

**Step 3: Use the Bolt C and Washer D to assemble with Armrest A and Sitting board B.**



## PARTS LIST

A	Armrest		2	D	Washer		4
B	Sitting board		1	E	Hex wrench		1
C	Bolt M6x25mm		4	F	Plastic cap		4