

NOTICE

- * Please make sure that you have all parts indicated and they are in good condition before you begin assembly of this item. Refer to part list and hardware list below for guidance.
- * This item should be assembled on a soft surface to prevent scratching the finish during assembly.
- * This item may require periodic tightening.
- * If you are having difficulty, our friendly Customer Care team is always here to help. Please email customersupport@safavieh.com

PREPARATION

- * Before beginning assembly of product, make sure all parts are present. Compare parts with part contents list and hardware contents list.
- * If any part is missing or damaged, do not attempt to assemble the product.
- * Estimated Assembly Time: 10 minutes.
- * Tools Required for Assembly (included): None

CARE AND MAINTENANCE

Adhesive felt pads should always be applied to areas of furniture which make direct contact with flooring, said application will prevent damage to the furniture and or surfaces on which the furniture lies. Objects placed on articles of furniture should rest on non abrasive material as to prevent damage to the wood finish. Objects whose composition consist of plastic and rubber are known to discolor and damage the wood surfaces on which they rest. Wipe up spills immediately and avoid common hazards such as hot dishes, harsh solvents and abrasives. Cleaning should be done with a soft lint free cotton cloth dampened with water or furniture polish. On highly used surfaces we recommend applying a quality paste wax which should be used on a regular basis to provide additional protection from scratches and spills. How often you apply the wax depends on how much the furniture wears.

SAFAVIEH FURNITURE

ITEM ID: BST8502 A/B/C/D/E/F/G
PRODUCT DIMENSION: 19.9" W X 20.08" D X 43.1" H












Weight Capacity: 225LBS

WARNING: DO NOT STAND ON CHAIR

WARNING: DO NOT ROCK BACK AND FORTH OR SIDE TO SIDE ON CHAIR

Part List and Hardware List

PIECE	DESCRIPTION	PICTURE	QUANTITY
A	BACK REST		1X
B	LEFT LEG FRAME		1X
C	RIGHT LEG FRAME		1X
D	SHORT STRETCHER		1X
E	MIDDLE STRETCHER		1X
F	LONG STRETCHER		1X

PIECE	DESCRIPTION	PICTURE	QUANTITY
HW1	SCREW M7 X 35MM		12X
HW2	ALLEN WRENCH M4		1X
HW3	WOOD PLUG		6X

PREPARATION

- * Before beginning assembly of product, make sure all parts are present. Compare parts with part contents list and hardware contents list.
- * If any part is missing or damaged, do not attempt to assemble the product.
- * Estimated Assembly Time: 10 minutes.
- * Tools Required for Assembly (included): None
- * If you are having difficulty, our friendly Customer Care team is always here to help. Please email customersupport@safavieh.com

<p>STEP1: Assemble Short Stretcher (D), Middle Stretcher(E), and Long Stretcher (F) using Screw (HW1) and Allen Wrench (HW2). (Do not tighten yet.)</p>	<p>STEP2: Position the frame assembly into the bottom of chair seat. Align and tighten bolt on chair seat and frame using the Screw (HW1) with Allen Wrench (HW2). Tighten all the screw in Step1 and Step2</p>	<p>STEP3: Please make sure screws are secured tightly. Insert Wood Plug (HW3) to cover the hole in stretcher.</p>
<p>STEP4: Before use, please make sure screws are secured tightly before sitting.</p>		