








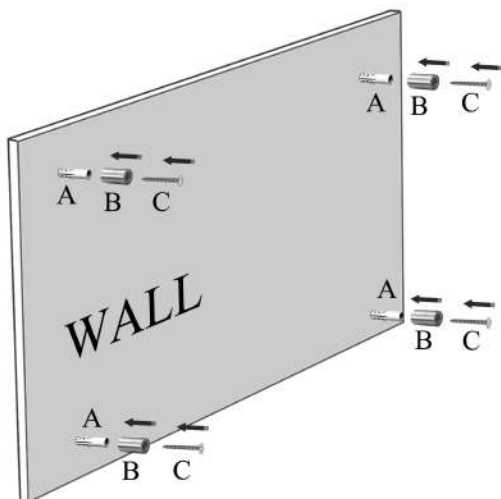
ASSEMBLY INSTRUCTION

PARTS LIST:						
No	A	B	C	D	E	F
sketch						
QTY	4pcs	4pcs	4pcs	8pcs	1pc	4pcs



First, remove the yellow protective paper.

Step 1:



Step 2:

