
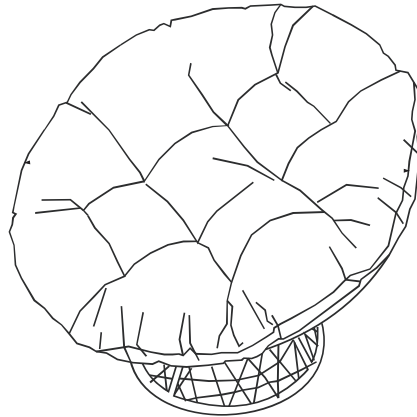


CORSICA SWIVEL CHAIR

SWIVEL PAPASAN CHAIR

SKU: 616105**



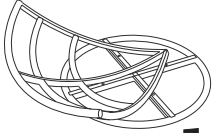


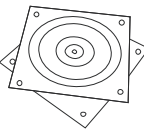








X 15 mins



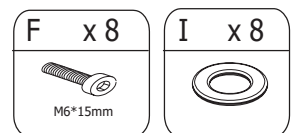
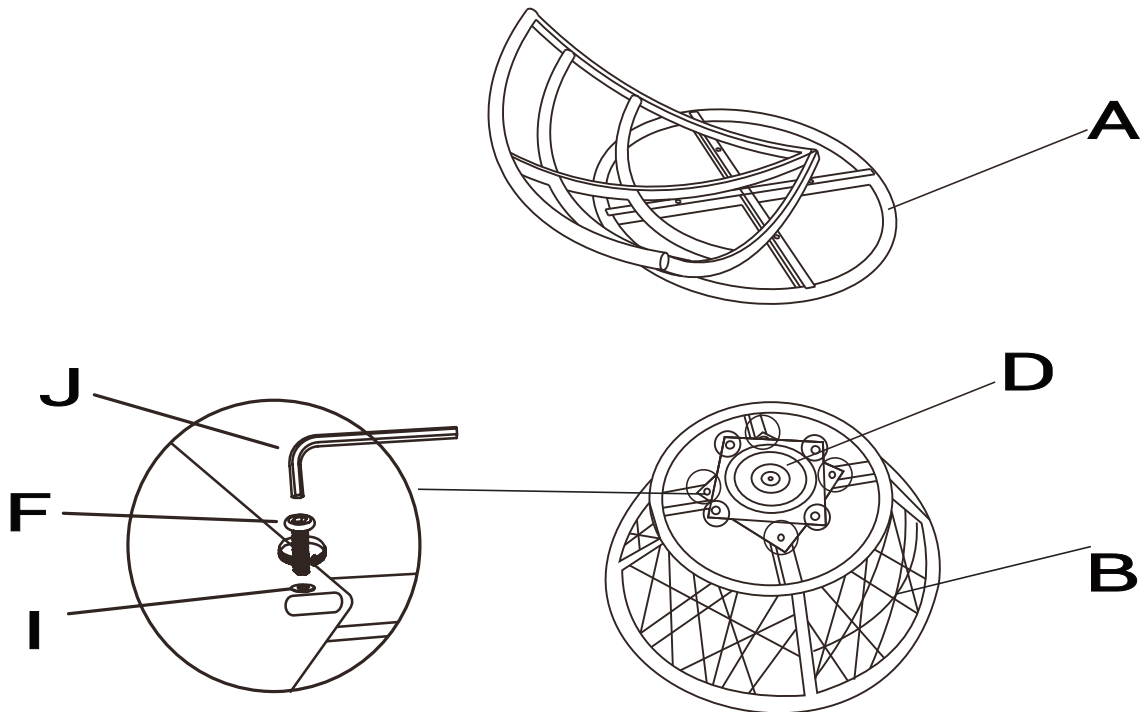
PRE-ASSEMBLY PREPARAT

1. Choose a clean, level, spacious assembly area. Avoid hard surface that may damage the product.
2. Read this instruction carefully before assembling.
3. Keep all hardware parts and packing out of reach of small children.
- 4. Do not fully tighten the screws until all the parts are assembled**
5. Assembly is to be carried out by competent adults.
6. During assembly, children should be kept away from the product due to possible risk to injury.
7. Please keep this instruction after assembly for future reference.

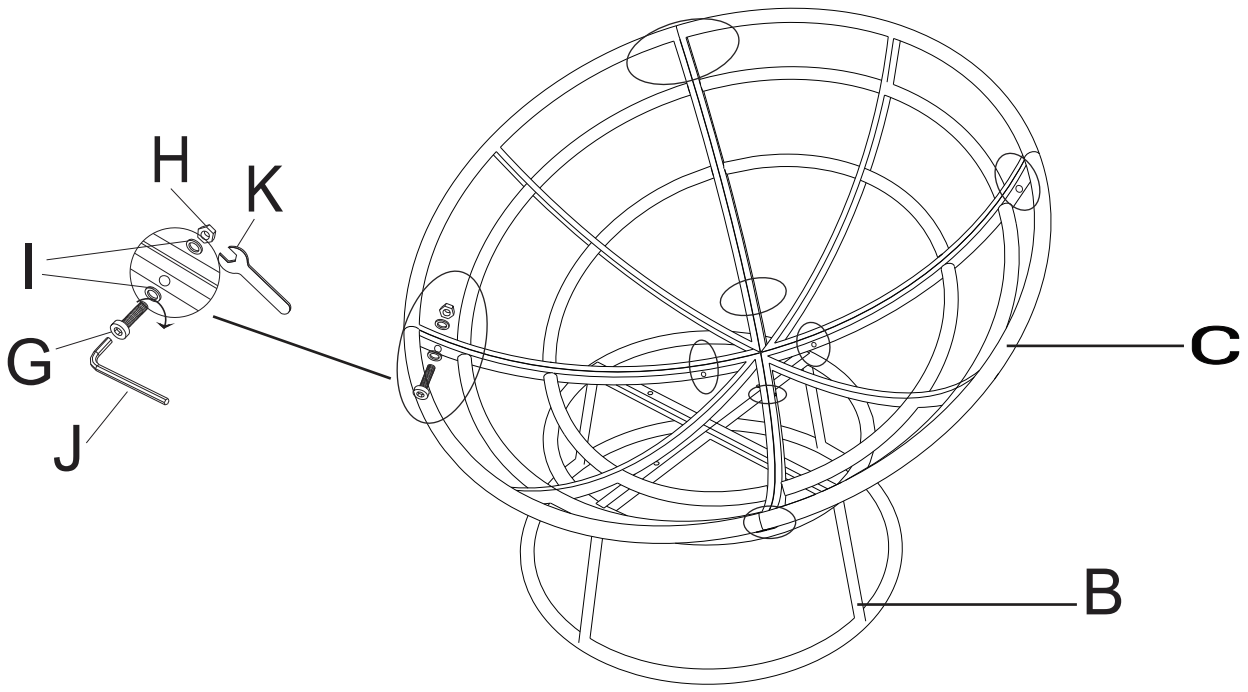
parts list




A  1PC	B  1PC	C  3PCS
D  1PC	E  1PC	F  15mm*8PCS
G  35mm*8PCS	H  8PCS	I  24PCS
J  1PC	K  1PC	L  1PC

1

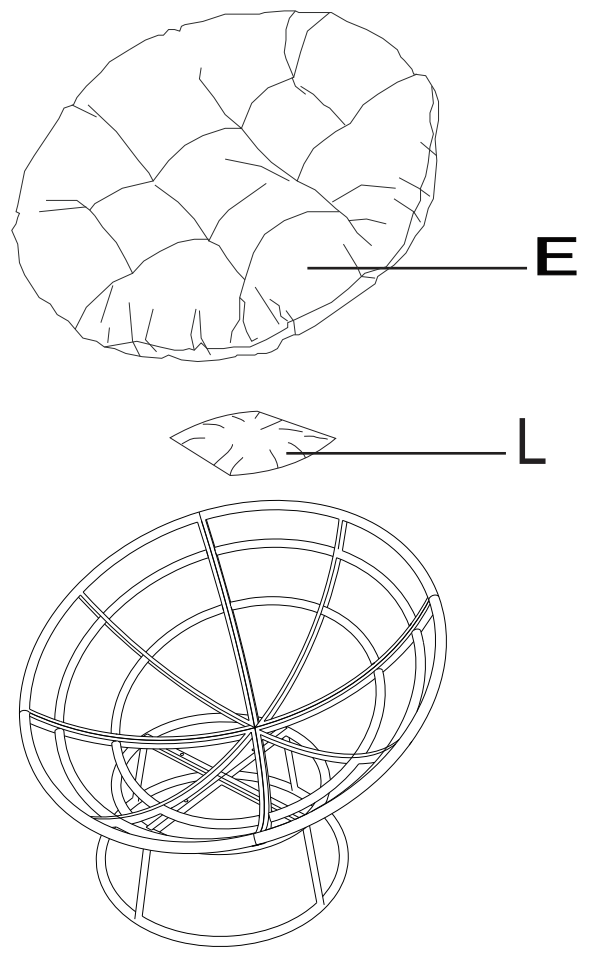


2

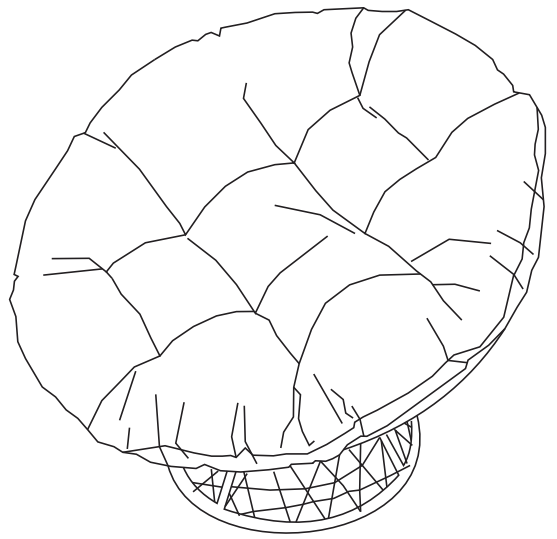


K x 8	K x 8	I x 16
	 M6*35mm	

3



4



CARE AND MAINTENANCE

Product Care for Outdoor Metal and Aluminium Items

- Item is designed for use outdoors. However we do not recommend leaving this product outside when not in use. To preserve the life of this item, avoid prolonged exposure to the elements & store inside/under cover or use an outdoor cover.
- DO NOT allow the furniture to be left in the rain or left wet for extended periods of time.
- Wipe furniture Dry immediately after it becoming wet.
- DO NOT clean your furniture down with any harsh solvents, abrasives or chemicals.
- To remove dirt and grime, simply rinse with fresh water or periodically clean using a sponge and mild detergent solution as required.

WICKER:

- Regular vacuuming and dusting of items is recommended
- If weave on wicker becomes lacerated/damaged, do not pull on it as this may cause unravelling
- Prolonged exposure to the elements may cause colour fading
- To extend the life of your product the use of an Amart approved Outdoor Furniture Cover is highly recommended. Please contact store of purchase for further details

Glass

- If the glass is chipped or broken, stop using the product and consult place of purchase

WARNING:

- Do not place very hot or cold items on the glass surface unless adequately thick table mats are used to prevent such items coming in contact with the glass
- Do not sit or stand upon the glass surface
- Do not use the glass as a chopping surface
- Do not strike the glass with hard or pointed items
- When cleaning the glass panels use a damp cloth or leather with washing up liquid or soft soap if necessary. Do not use washing powders or any other substances containing abrasives since these may scratch the glass