

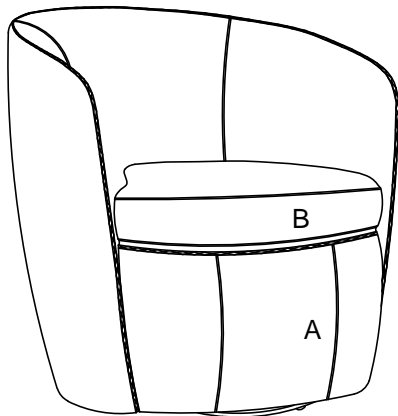


ASSEMBLY INSTRUCTION

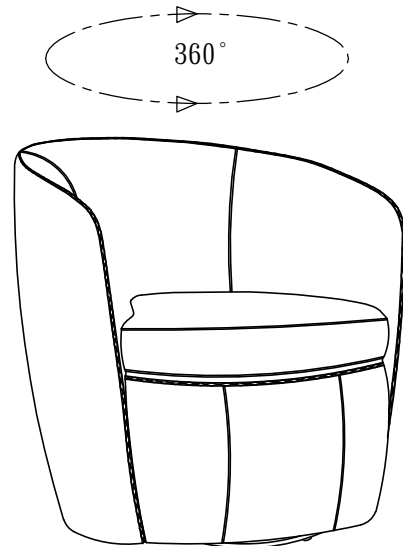
SWIVEL CLUB CHAIR

NO.	PARTS LIST	QTY	DESCRIPTION
A		1	Swivel Chair
B		1	Seat Cushion

STEP 1



STEP 2



CARE INSTRUCTION FOR LEATHER FURNITURE

In order to maintain the original appearance of your furniture, please follow below care procedures .

°Avoid exposing furniture directly to sunlight or heating and air conditioning outlets. sunlight and/ or exposure to heating and air conditioning outlets will fade/damage leather. Do not place your upholstered furniture too close to windows, radiators, vents and be sure to use window treatments to block the sun's rays

°Wipe with a soft brush to remove dust

*Hardware may loosen over time. Periodically check to make sure all connections are tight. Re-tighten if necessary.

*For items use on wooden floor, hard surfaces or carpets, it is recommended to install protective pads under all legs and Supports to avoid/prevent from damages/scratches and discoloration.