

## Workflow 1

ASIN - B0F9LPS448 B0F9LN1FTG B0F9LMWJ7Y B0F9LMFTNC  
B0F9LN9SHF B0F9LN44Z4 B0F9LLW518 B0F9LMW9PQ

Dear Valued Customer,

Thank you for welcoming the Bedsure GentleSoft® 2-in-1 Comforter Set into your home. We know the struggles all too well—seasonal storage hassles, wrestling with bulky bedding in the wash, and constantly picking up a slipped blanket in the middle of a cold night. This is exactly why we created this solution.

Born from real conversations with users like you, it has already become a trusted **favorite** for many. We hope it becomes your go-to for effortless comfort all year round.

## Product Features

Featuring seven cleverly placed snap buttons, this comforter and blanket can be easily attached or detached for a versatile setup. This innovative design is **helps you handle seasonal changes**, bulky storage, **slipping blankets**, and **heavy comforters with ease**—simplifying your life and **elevating** your sleep. (Fig. 1)

The seven snap buttons are strategically placed for a secure fit: three along each side and one at the foot of the bedding. To ensure maximum comfort, no buttons are placed near the top, preventing any discomfort around your head and neck. (Fig. 2)




Fig. 1

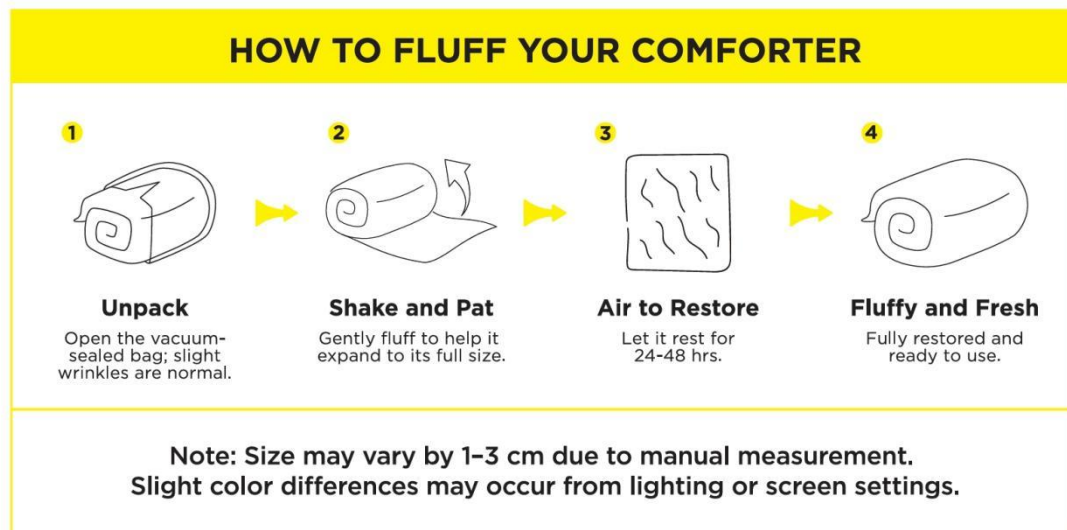


Fig.2

## Workflow 2

ASIN - B0F9LPS448 B0F9LN1FTG B0F9LMWJ7Y B0F9LMFTNC  
B0F9LNGSHF B0F9LN44Z4 B0F9LLW518 B0F9LMW9PQ

## Delivery & Unboxing Notes



### 1. About Compressed Packaging & Recovery

In our commitment to environmental sustainability and reduced shipping costs, this product is delivered in compressed packaging. You will receive two separate compressed bags containing the comforter set and the blanket, respectively. Upon unboxing, you may notice slight wrinkles, flatness and a **temporary reduction in size**. This is completely normal and will naturally return to its full shape.

### 2. How to Restore Fluffiness & Size

To help the product regain its intended loft and dimensions, we recommend gently shaking and fluffing it, then allowing it to rest unfolded in a well-ventilated room for 24–48 hours. As air gradually circulates through the fibers, it will naturally return to its original **loft** and full size.

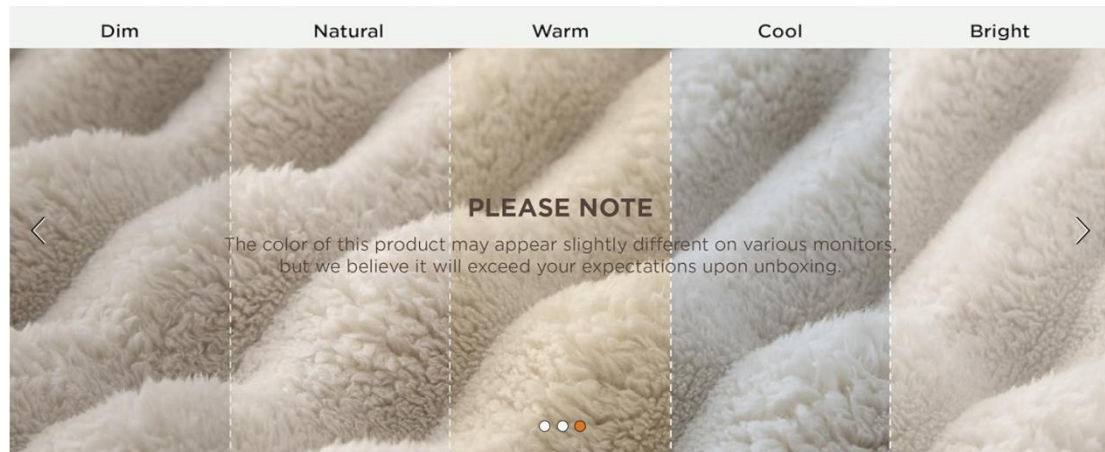
### 3. About the Plush Pile & Its Care

The blanket features an extra-plush, long-pile surface designed for enhanced warmth and a substantial, cozy feel. It is normal for some of the fibers to appear tangled or matted initially or after washing. To restore the pile, gently shake the

blanket or use a blow dryer on a cool, low setting. **Blow against the direction of the fibers to separate and fluff them back up.**

#### 4. Note on Color Variation

Please note that the actual product color may vary slightly due to lighting conditions and different screen displays. The color you see may differ from the physical item.



#### Workflow 3

ASIN - B0F9LPS448 B0F9LN1FTG B0F9LMWJ7Y B0F9LMFTNC  
B0F9LNGSHF B0F9LN44Z4 B0F9LLW518 B0F9LMW9PQ

### Size Guide

#### 1. About Product Sizes

Bedsure products come in standard US sizes: Queen (90" x 90") and King (104" x 90"). These dimensions are designed to generously cover most standard mattresses.

#### 2. About Product Images

To best showcase the full, draped look, our main product image (Fig. 1) **shows a King-size comforter on a Queen bed.** If you prefer this more generous, overhanging appearance, we recommend sizing up.

#### 3. About the Actual Draping Effect

The left side of Fig. 2 shows the typical appearance of a correctly sized comforter (Queen on a Queen bed, King on a King bed). The exact amount of drape may vary depending on your mattress thickness, bed height, and personal styling preference.



Fig. 1



Fig. 2

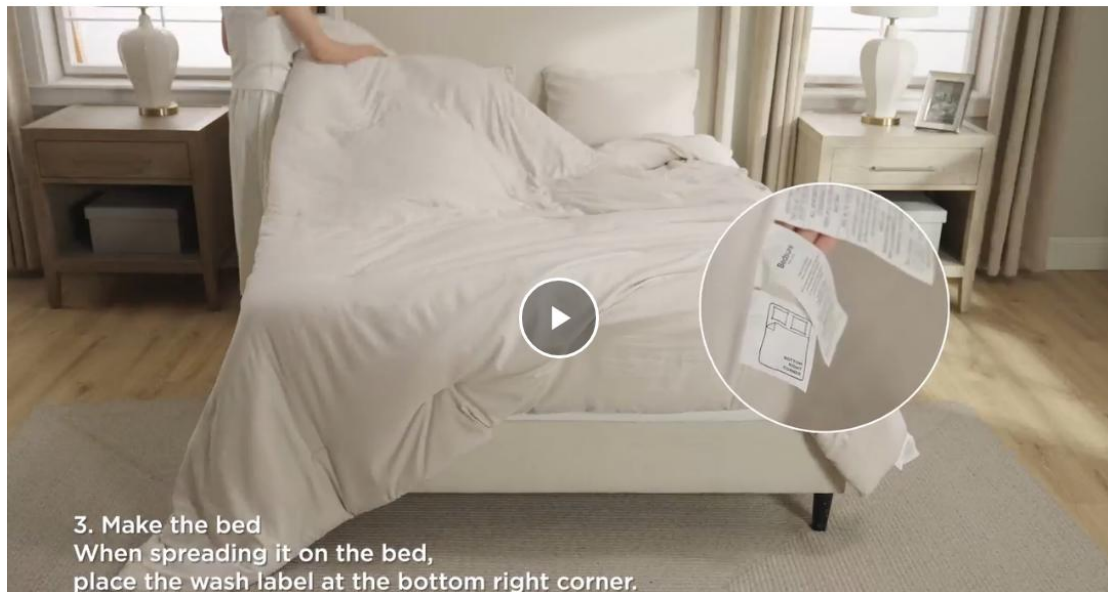
#### Workflow 4

ASIN - B0F9LPS448 B0F9LN1FTG B0F9LMWJ7Y B0F9LMFTNC  
B0F9LN9SHF B0F9LN44Z4 B0F9LLW518 B0F9LMW9PQ

## How to Use

To use the product with the blanket side facing up, please follow these steps:

1. Lay the comforter flat with its side facing down.
2. Place the blanket on top with its soft side facing upward.
3. **Make sure** the product label **sits** at the bottom right corner of the bed.



## Combined Use

- **Enhanced Warmth:** Align and fasten the snap buttons around the edges to combine the blanket and comforter, creating a dual-layer structure that effectively locks in heat.
- **Adjustable Temperature:** If you feel too warm during the night, simply unfasten some of the buttons to release excess heat and easily regulate your sleeping temperature.
- **Anti-Slip Design:** The snap buttons **hold the blanket and comforter securely** in place all night, preventing shifting or slipping—**perfect** for children or restless sleepers.
- **Pet-Friendly & Protective:** The blanket acts as a protective layer over the comforter, staying firmly in place even with pets on the bed, making it harder for them to disturb or soil the inner layer.

## Separated Use

- **Two-in-One Versatility:** Gently pull the loops on both sides to unfasten the seven snap buttons, easily separating the blanket from the comforter.
- **No Seasonal Storage Needed:** In warmer weather, use the detached blanket as a couch throw, study companion, guest bed cover, or travel accessory. It can also be used separately by partners or children, **so you no longer need to store bulky winter bedding.**

## Reversible Use

- **Dual-Side Comfort:** Choose your preferred side based on the season or your mood—the plush blanket side for cozy warmth or the smooth comforter side for soft, skin-friendly comfort.

## Free Matching

- Interchangeable Colors: Mix and match the blankets and comforters from any two same-sized 2-in-1 sets. Create your own unique bedroom style with customizable color combinations.
- 

## Workflow 5

ASIN - B0F9LPS448 B0F9LN1FTG B0F9LMWJ7Y B0F9LMFTNC  
B0F9LNGSHF B0F9LN44Z4 B0F9LLW518 B0F9LMW9PQ

## Cleaning & Care

### Easy Detachable Cleaning

- Thanks to the snap-button design, the comforter and blanket can be separated for individual washing—no more struggling with heavy, bulky bedding.

### Gentle Separate Washing

- Machine wash the blanket and comforter separately on a gentle cycle
- Tumble dry on low heat to maintain softness and shape

### Use Mild Detergent

- Avoid bleach or harsh chemicals
  - We recommend using a mild detergent to preserve fabric softness and quality over time
- 

**"Life's Complicated. Your Bedding Shouldn't Be."**

**We are here to help if you have any questions.**