








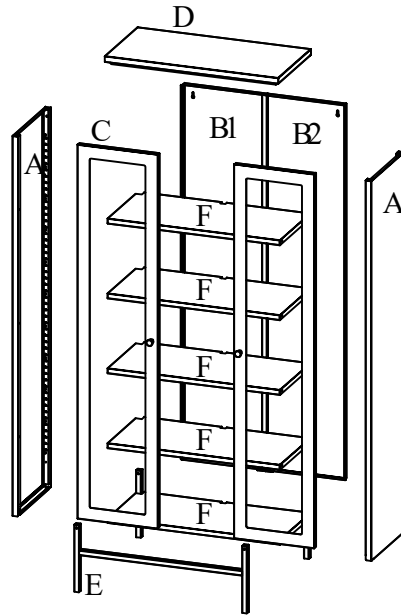


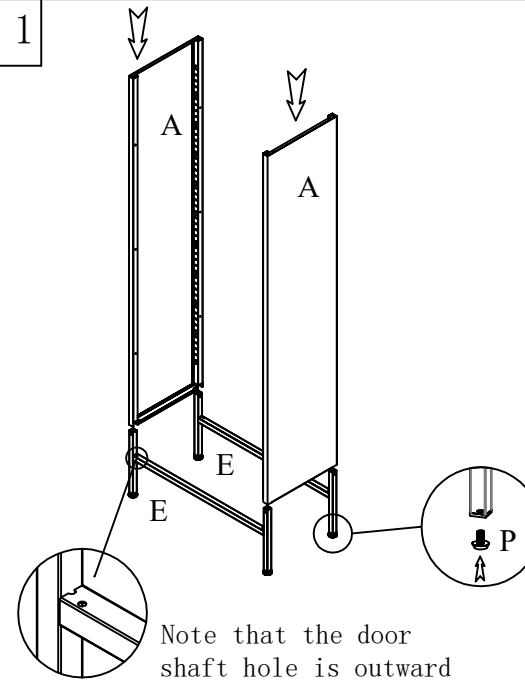
SKU:H04BN526 H04WN524 H04BL527 H04PK525

Spare parts list

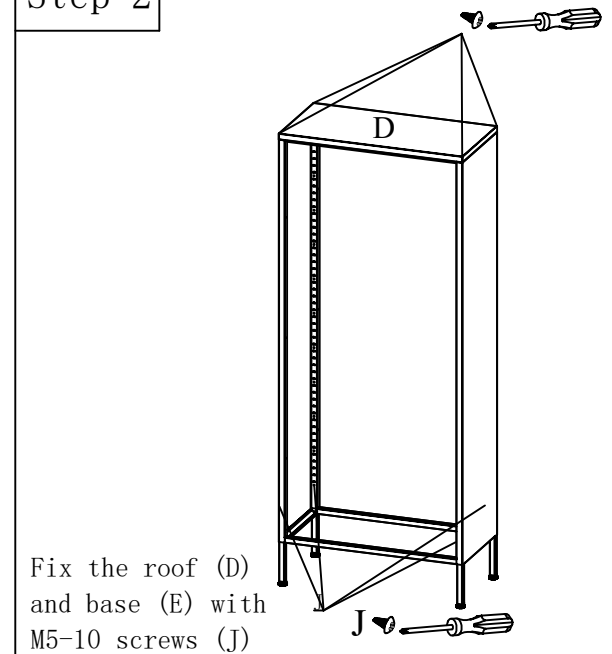
H		X 2
I		X 16
G		X 2
K		X 4
J		X 21
M		X 2
L		X 2
N		X 2
P		X 4



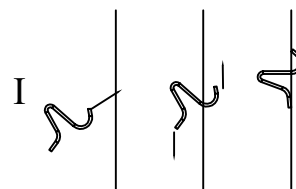
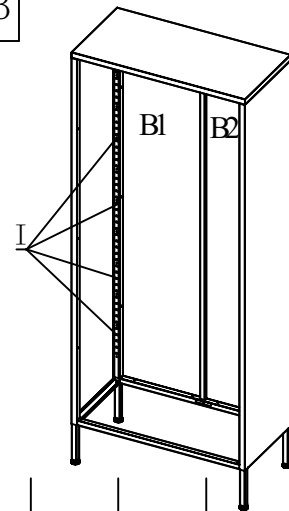
Step 1



Step 2




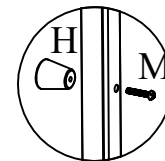
Step 3



Fix the back plate (B 1, B 2) with M5-10 screw (J) and install the latch plate buckle (I)

Step 4

Fix the door panel handle (H) with M4-22 screw (M)



Install lower door shaft (G) and cushion (K)

Step 5

