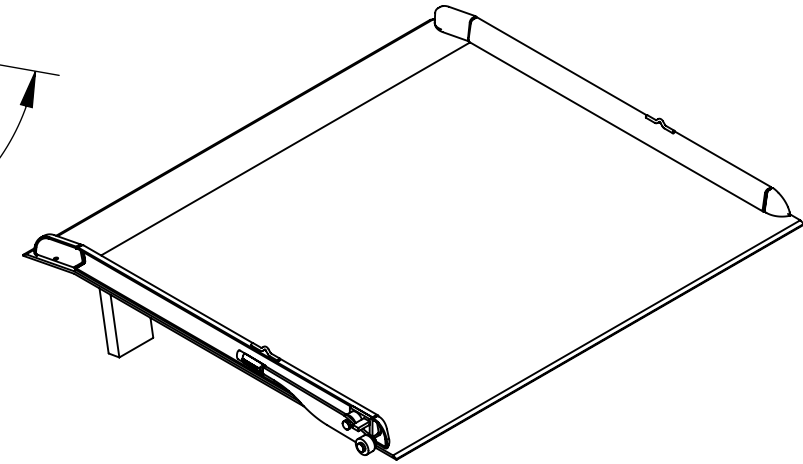
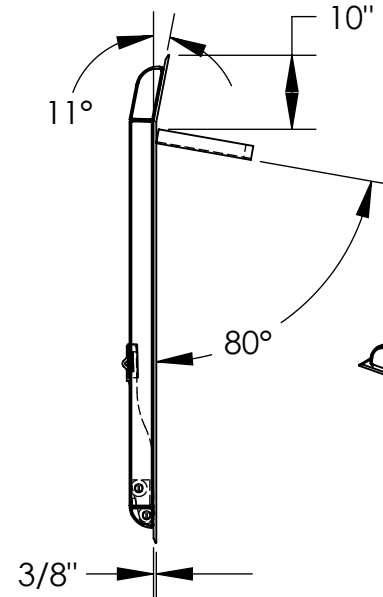
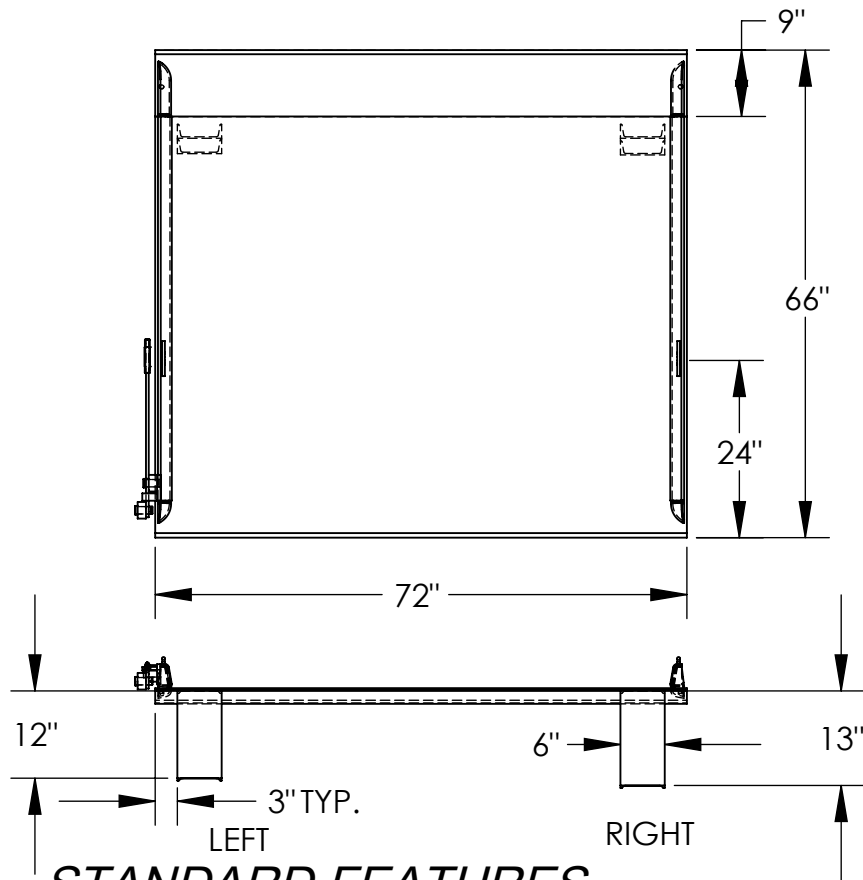


STEEL TRUCK DOCKBOARD - TS-10-7266

APPROX WEIGHT: 574.22 lbs.
DOES NOT INCLUDE WEIGHT OF POWER OR PACKAGING!!!

*** ANY ADDITIONS, DELETIONS, OR OMISSIONS MUST BE CORRECTED ON THIS DRAWING AS THIS DRAWING WILL BE CONSIDERED ALL INCLUSIVE ***

ALL GRAPHICS PROVIDED ARE FOR REFERENCE ONLY. IF CERTAIN DIMENSIONS ARE CRITICAL PLEASE VERIFY THOSE DIMENSIONS WITH YOUR SALESPERSON



SCALE: 1:24

STANDARD FEATURES

MODEL NUMBER: TS-10-7266
CAPACITY: 10,000 LBS
OVERALL WIDTH: 72"
OVERALL LENGTH: 66"
DOCKPLATE THICKNESS: 3/8"
LEVER LIFT IS STANDARD
LOCKING LEGS ARE 6" WIDE
RIGHT LEG LENGTH IS 13"
LEFT LEG LENGTH IS 12"
CROWN IS 11° & 9" FROM EDGE

SPECIAL FEATURES

NONE

*OPTIONAL SPECIAL FEATURES

OPTIONAL 2 PINS (10-112-001) &
2 CHAINS (1/4" CHAIN, 1,200 LBS
36" LONG, W/HOOK)

*AVAILABLE AT AN ADDITIONAL COST

APPROVAL

I, THE UNDERSIGNED, AGREE THAT THE PRODUCT AS REPRESENTED SATISFIES DESIGN AND DIMENSION REQUIREMENTS. I ALSO ACKNOWLEDGE MY DUTY TO CONFIRM PRODUCT AND INSTALLATION COMPLIANCE WITH ALL APPLICABLE FEDERAL, STATE AND LOCAL REGULATIONS AND STANDARDS.
ALL SPECIAL UNITS ARE NON-RETURNABLE
[] As drawn [] As marked

Signed: _____ Date: _____

LEAD TIME WILL START UPON RECEIPT
OF SIGNED APPROVAL DRAWING

DISTRIBUTOR'S NAME:		P.O.#	X
VESTIL MANUFACTURING		W.O.#	X
DRAWN BY:	ADL	DATE:	12/21/05
REFERENCE:	X	SCALE:	1:26
QUOTED LEAD TIME:	X	QUOTE #	X
		FILE NAME:	10-007-027