



# AirStep™ Trash Can

## USER MANUAL



### Items included in the package:

- AirStep Trash Can
- Trash Bag Retainer Ring
- Tension Damper
- Tension Damper Compartment Cover
- One (1) Activated Carbon Filter
- User Manual

### Optional items NOT in the package:

- Replacement Activated Carbon Deodorizer Filter
- Stainless Steel Cleaner
- Premium Trash Bags

To order optional items, please visit [www.haloquality.com](http://www.haloquality.com)



Protect your purchase. Register today!  
[www.haloquality.com/register](http://www.haloquality.com/register)

Product Model No.: TR13SS

## INTRODUCTION

AirStep™ Trash Can is the most sophisticated step trash can ever made. From its low-effort, ergonomic step-activated open to its ultra-gentle, silent close, this trash can offers the most reliable and consistently pleasant experience available in a step trash can. The pedal has been designed to perform perfectly for over 200,000 steps; that's years of rigorous, daily use. Designed for maximum space-efficiency, this can provides 25% more capacity than comparably sized cans. The trash bag retainer ring keeps the bag in place and out of view, while air vents at the bottom allow effortless trash bag removal. An easy to replace tension damper means this can will provide like-new performance for decades of use.



## OPERATING INSTRUCTIONS

- 1) Open the trash can lid by stepping and pressing on the pedal. Release to close.
- 2) Insert a 13 gallon garbage bag through Trash Bag Retainer Ring. (See **HOW TO USE THE TRASH BAG RETAINER RING**)
- 3) Insert the Activated Carbon Filter:
  - a. Open Deodorizer Compartment under the lid (Picture ❶)
  - b. Remove the Activated Carbon Filter from its plastic bag
  - c. Put the Activated Carbon Filter back into the Deodorizer Compartment
  - d. Lock the tab to secure the Deodorizer Compartment



### HOW TO USE THE TRASH BAG RETAINER RING



1) Place trash bag into can and place bag edge around retainer arm



2) Place bag around the other bag edge around retainer arm



3) Set the retainer ring down to secure bag

ATTENTION







1. Clean the can body only with products safe for use on stainless steel.

2. Do not press or force the trash can lid to close manually. Lid will close automatically when pedal is up

BEST WAY TO REMOVE TRASH BAG



Lift the plastic bracket with the trash bag out of the trash can. Then, lift up the bag retainer ring to release the trash bag on the floor.

PARTS		
		
Retainer Ring	Tension Damper	Tension Damper Compartment Cover
		
Deodorizer Filter	halo Logo	Bags (not included; sold separately)

TROUBLESHOOTING Q & A	
Problem	Solution
1. The trash can lid is not closing all the way	Ensure that the trash bag retainer ring is placed properly on the can body. Push down on all four corners until the retainer ring is securely in place.
2. The lid is no longer closing slowly and softly	The tension damper may need to be replaced. You can access the damper on the back of the can by removing the compartment cover. For information on purchasing a replacement damper and how to change it, contact halo Customer Support or visit <a href="http://www.haloquality.com">www.haloquality.com</a> .

THREE (3) YEAR LIMITED WARRANTY

AirStep™ Trash Can is distributed by halo™ with the highest quality components and most advanced technologies available. The trash can is warranted to be free from defects in material and workmanship, given normal use and care, for three years from the date of the original purchase with proof of purchase within the United States and Canada. halo will only honor warranty requests from orders placed with our authorized dealers. Items sold as used, floor sample or refinished are sold solely under the terms and conditions of the selling party; halo will not warrant such purchase. halo will repair or replace the damaged part thereof which fails as the result of such a defect during the warranty period.

- The warranty is the customers' exclusive remedy for product defect and does not apply to:
- User modification
  - Attachments to product by user that causes damage
  - Any product, on which the seals and/or serial numbers have been broken, removed, tampered with, defaced or altered in any manner
  - Damage caused by abuse, misuse, accident, water or theft

Except as stated above, halo makes no express or implied warranties as to any product, in particular, makes no warranty of merchantability or of fitness for any particular purpose. halo shall not be liable for consequential or incidental damages arising from any product defect. Our Liability is limited to the replacement of any defective product. halo expressly disclaims all warranties not satisfied in this limited warranty. Any implied warranties that may be imposed by law are limited to the terms of this limited warranty. The Can Body, Activated Carbon Filter, Trash Bag Retainer Ring, Deodorizer Compartment, and Replaceable Tension Damper, and Tension Damper Compartment Cover are not covered by this warranty.

If Trash Can should fail during the warranty period, contact us at <http://www.haloquality.com/contact> to submit a request for warranty service. An administrative fee is assessed to cover the cost of shipping, packaging, and administration. The required administrative fee is subject to location. Fee references are as following: for Contiguous 48 U.S. States \$9.95 and up, for Canada \$19.95 USD and up, for Alaska and Hawaii \$29.95 and up.

Subject to the above conditions, we will ship a working unit to you after payment has been provided for the administrative fee. This warranty gives you specific legal rights. However, you may also have other rights that vary from state to state and province.