

USER MANUAL: CL-50PSL-RGBWWIC 50-FT PERMANENT LED OUTDOOR STRING LIGHT

CARE FOR YOUR PRODUCT:

Your product will last for many years with minimum care. Therefore, it is essential to clean the product periodically. **Turn the product off**, then use a soft, non-abrasive cloth. It is essential NOT to use any solvents or harsh cleaning agents.

TROUBLE SHOOTING:

The light does not come on:

- A) Make sure the wall switch and circuit breaker are on
- B) Check the connections for the adapter, connectors and power plug to ensure they are properly connected
- C) Check that the plastic insulator tab has been removed from the remote control and press the ON button.
- D) Press the ON/OFF button on the controller

EYES:



- **DO NOT** look directly at the LED lights.
- **DO NOT** remove the LED lights protective covering.

WARRANTY:



This product has a **two-year limited warranty** from the date of purchase. This guarantees against failure due to factory defects, whether caused by materials or workmanship. The warranty is non-transferable and only pertains to the original purchaser. Proof of purchase is required for any repair or replacement, so please keep your proof of purchase receipt. This warranty does not cover normal wear and tear or damage due to misuse. Misuse of this product includes but is not limited to:

- Using outdoors in extreme weather conditions.
- Opening the product's housing.
- Any attempts to update, remodel or fix the unit yourself.

This device complies with Part 15 of the FCC rules. Operation is subject to the following two conditions: (1) This device may not cause harmful interference, and (2) this device must accept any interference received, including interference that may cause undesired operation. Warning: Changes or modifications to this unit not expressly approved by the party responsible for compliance could void the user's authority to operate the equipment. Note: This equipment has been tested and found to comply with the limits for a Class B digital device, pursuant to Part 15 of the FCC rules. These limits are designed to provide reasonable protection against harmful interference in a residential installation. This equipment generates, uses and can radiate radio frequency energy and, if not installed and used in accordance with the instructions, may cause harmful interference to radio communications. However, there is no guarantee that the interference will not occur in a particular installation. If this equipment does cause harmful interference to radio or television reception, which can be determined by turning the equipment off and on, the user is encouraged to try to correct the interference by one or more of the following measures: (1) Reorient or relocate the receiving antenna. (2) Increase the separation between the equipment and receiver. (3) Connect the equipment into an outlet on a circuit different from that of the receiver. (4) Consult the dealer or an experienced radio/TV technician for help.

If you have questions or are missing parts, please contact customer service at 1-888-745-4837



LINKABLE
UP TO 150-FT
(SEE DETAILS)

USER MANUAL: CL-50PSL-RGBWWIC 50-FT PERMANENT LED OUTDOOR STRING LIGHT



⚠ WARNING

- **INGESTION HAZARD:** This product contains a button cell or coin battery
- **DEATH** or serious injury can occur if ingested.
- A swallowed button cell or coin battery can cause **Internal Chemical Burns** in as little as **2 hours**.
- **KEEP** new and used batteries **OUT OF REACH OF CHILDREN**
- **Seek immediate medical attention** if a battery is suspected to be swallowed or inserted inside any part of the body.
- For treatment information call: 1+ (800) 498-8666.



Remove and immediately recycle or dispose of used batteries according to local regulations and keep away from children. Do NOT dispose of batteries in household trash or incinerate. Even used batteries may cause severe injury or death. Call a local poison control center for treatment information. This product uses a CR2025 coin cell battery with 3V nominal voltage. Non-rechargeable batteries are not to be recharged. Do no force discharge, recharge, disassemble, heat (above manufacturer's specified temperature rating of -4 ~ 113°F) or incinerate. Doing so may result in injury due to venting, leaking or exploding resulting in chemical burns. Ensure the batteries are installed correctly according to polarity (+ and -). Do not mix old and new batteries, different brands or types of batteries, such as alkaline, carbon-zinc, or rechargeable batteries. Remove and immediately recycle or dispose of batteries from equipment not used for an extended period of time according to local regulations. Always completely secure the battery compartment. If the battery compartment does not close securely, stop using the product, remove the batteries, and keep them away from children.

If you have questions or are missing parts, please contact customer service at 1-888-745-4837

USER MANUAL: CL-50PSL-RGBWWIC 50-FT PERMANENT LED OUTDOOR STRING LIGHT

READ ALL INSTRUCTIONS

WARNING: When using outdoor LED Lights, basic safety precautions should always be followed to reduce the risk of fire, electric shock, and personal injury, including the following:

- a. Ground Fault Circuit Interrupter (GFCI) protection should be used on the circuit(s) or outlet(s) being used for outdoor installation. If one is not provided, contact a qualified electrician for proper installation.
- b. Do not mount or place near gas or electric heaters, fireplace, candles, or other similar sources of heat.
- c. Do not secure the wiring of the product with staples, nails, or place on sharp hooks.
- d. Install only using the mounting means provided.
- e. Do not let lights rest on the supply cord or on any wire.
- f. Do not use this product for other than its intended use.
- g. Do not hang ornaments or other objects from the cord, wire, or lights.
- h. Do not close doors or windows on the product or extension cords as this may damage the wire insulation.
- i. When in use, do not cover the product with cloth, paper, or any material that is not part of the product.
- j. Keep lights away from any combustible surface.
- k. Read and follow all instructions that are on the product or provided with the product.
- l. This product should be installed out of the reach of children.
- m. Do not secure string lights to buildings or other structural supports using nails, staples or other sharp, conducting materials. DO NOT DAMAGE THE WIRE.
- n. Do not submerge in water.

CAUTION: SAVE THESE INSTRUCTIONS

1. To avoid risk of shock, always make sure the product is unplugged from the electrical outlet before assembling, disassembling, installing, relocating, servicing or cleaning it.
2. Do not use with extension cord near water or where water may accumulate. Keep at least 4.8 m / 16 ft from pools and spas. Keep plugs and receptacles dry. Do not submerge in water.
3. Do not exceed the lowest indicated maximum wattage on the cord tag near the connected product's receptacle.

READ AND SAVE THESE INSTRUCTIONS

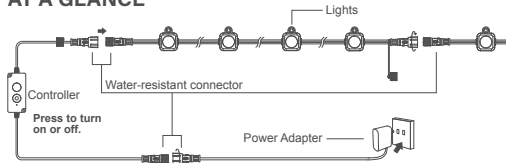
SAFETY INSTRUCTIONS

- This product and power adapters are wet rated. It can be used outdoors but do not fully immerse in water.
- To prevent the string light from falling down, ensure it is installed with both the adhesive tape and the clips.
- Tighten up the waterproof cap before using the light.
- Do not allow children to assemble and install this product.
- Avoid installing this product near major heat sources or other dangerous sources.
- An external dimmer cannot be used with this product.
- Use this product with the provided power adapter only.

WHAT YOU GET

Item	Lights	Power Adapter	Control Box	Remote Control	Screw and Wall anchors	User Manual
25' PERM ST LT CL-25PSL-RGBWWIC	15 LT	1(18w)	1	1	17 pcs +1 spare	1
50' PERM ST LT CL-50PSL-RGBWWIC	30 LT	1(30w)	1	1	32 pcs +1 spare	1

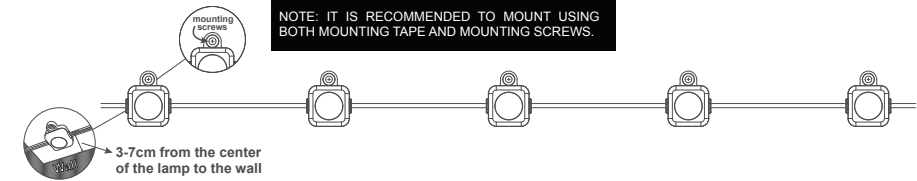
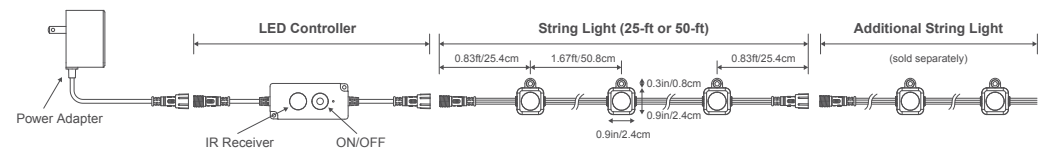
AT A GLANCE



If you have questions or are missing parts, please contact customer service at 1-888-745-4837

USER MANUAL: CL-50PSL-RGBWWIC 50-FT PERMANENT LED OUTDOOR STRING LIGHT

INSTALL INSTRUCTIONS



NOTE: DO NOT OVERTIGHTEN THE SCREW.

DRAWINGS NOT TO SCALE.

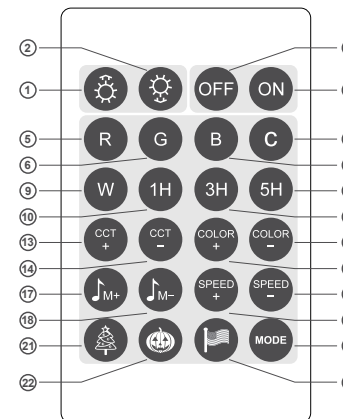
NOTE: THESE PERMANENT STRING LIGHTS INCLUDE PERMANENT MOUNTING TAPE AND MAY CAUSE SURFACE DAMAGE IF REMOVED. NOT RECOMMENDED FOR MOUNTING ON BRICK OR CONCRETE.



SPECIFICATIONS

	INPUT	OUTPUT	WATTAGE	WORKING TEMPERATURE	MAX LINKABILITY
25-FT PERM ST LT CL-25PSL-RGBWWIC	120-240v ~ 50/60Hz	DC 12V 1.5A 18W MAX	3.5W	-13°F- 113°F	6 Sets 150-ft When linking over 50-ft it is required to purchase SKU (CL-50PSL-RGBWWIC) and use the (2.5A) Adapter and Controller provided.
50-FT PERM ST LT CL-50PSL-RGBWWIC	120-240v ~ 50/60Hz	DC 12V 2.5A 30W MAX	7W	-13°F- 113°F	3 Sets 150-ft Must use 50-ft (2.5A) Adapter and Controller for best results.

REMOTE CONTROL FUNCTIONS



- 1 Increase Brightness
- 2 Decrease Brightness
- 3 Turns the power OFF
- 4 Turns the power ON
- 5 Activates Red light only
- 6 Activates Green light only
- 7 Activates Blue light only
- 8 Cool White light (6500K)
- 9 Warm White light (2700K)
- 10 Light will turn off after 1 hour
- 11 Light will turn off after 3 hours
- 12 Light will turn off after 5 hours
- 13 Change color temperature (CCT) up to 6500K cool white
- 14 Change color temperature (CCT) down to 2700K warm white
- 15 Cycle up through 16 single color combinations
- 16 Cycle down through 16 single color combinations
- 17 Cycle up through Audio Sync modes
- 18 Cycle down through Audio Sync modes
- 19 Increase speed of light effect
- 20 Decrease speed of light effect
- 21 Christmas color preset
- 22 Halloween color preset
- 23 Patriotic color preset
- 24 Change lighting effect modes

If you have questions or are missing parts, please contact customer service at 1-888-745-4837