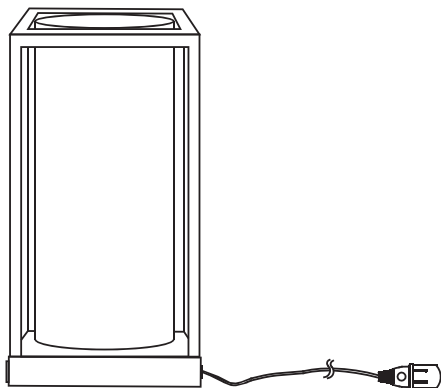


# Table Lamp

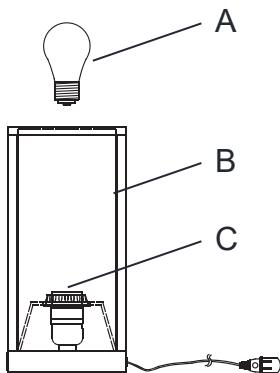
[Instruction Manual]



## CAUTION

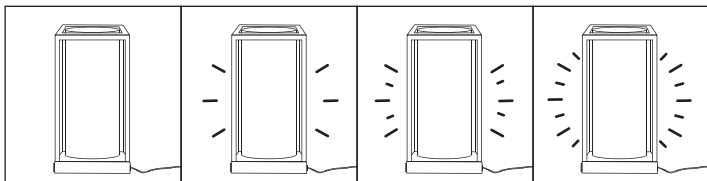

1. Before assembly, place all parts out on a clean flat surface and inspect each part for defects that may have occurred during shipping.
2. Inspect wire insulation for any cuts, abrasions or exposed copper that may have resulted during shipping. If there are any defects in the wire, DO NOT continue to assemble. Please send an email to our Customer Service immediately
3. Consult a qualified electrician if you have any electrical questions.
4. Never drape clothes over the lamp.
5. To reduce the likelihood of tipping over, we recommend placing the lamp behind furniture and keep children and pets away.
6. To prevent children from suffocating and choking, keep them away from packing materials.
7. Please keep this manual and hand it over when you transfer the product.

## ASSEMBLY INSTRUCTIONS



1. The product is already installed.
2. Screw the Bulb( Included) clockwise onto Base (C) until tight.

## FUNCTIONS



## Specifications

- Product Height: 11.6 IN
- Base Diameter: 5.7 IN
- Wire Length: 65in
- Materials: Metal, Fabric
- Input Voltage: 120VAC 60Hz
- Max. Load Power: Incandescent Bulb 60W or LED Bulb 12W
- Socket Type: Standard Medium E26
- Bulb: 10W 3000K 800Lm

## **One Year Limited Warranty**

We warrant this product to be free from defects in material and workmanship for a period of one year from the date of purchase. Warranty is void if damage is caused by misuse or improper installation.

Our dedicated customer service team will get back to you within 24 hours.