

ASSEMBLY INSTRUCTIONS

5 LEVEL SHELF NATURAL



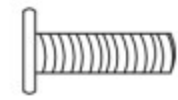
THANK YOU FOR YOUR PURCHASE!

PARTS AND HARDWARE.


1 LEGS X2



A BOLT M6-16 X4




B ALLEN KEY M4 X1



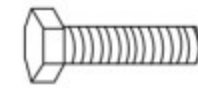
2 CROSS SUPPORT X1



C WRENCH



D BOLT M8-35 X10



3 SHELF LAYER X5

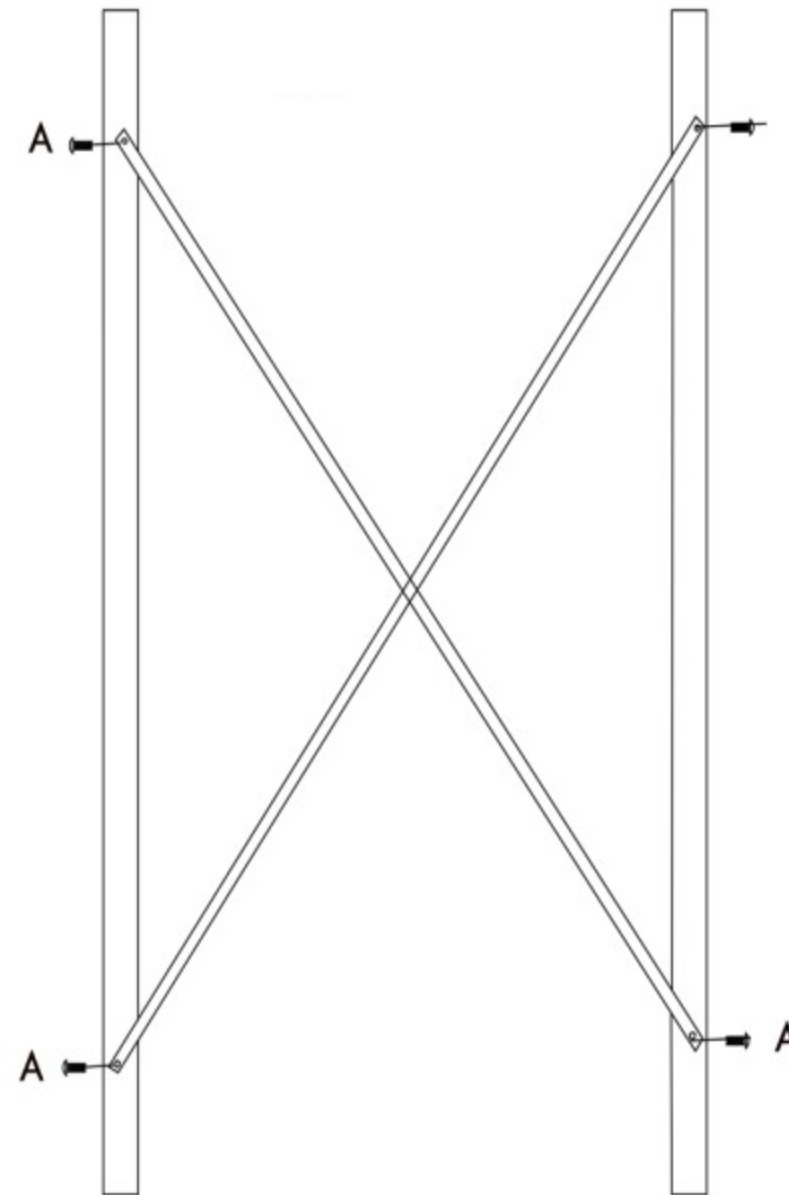


NOTES.

Thank you for purchasing this quality product! Be sure to check all packing material carefully for small part that may have come loose inside the carton during shipping.

CAUTION: The item is heavy, assembly should be performed by two people.

STEP 1.



STEP 2.

