

# Assembly Instructions For Metal Bed Base

Patent Pending US Serial Number 12/189,699

1. Lay out side, head and foot panels in desired location. Place bottom brackets at corners (bottom bracket has rivet nut attached). Insert panels into brackets so raised portion of bracket fits through hole in panel. After inserting adjacent two panels, attach top bracket, insert screw, and thread into rivet nut in bottom bracket. See Figure 1.

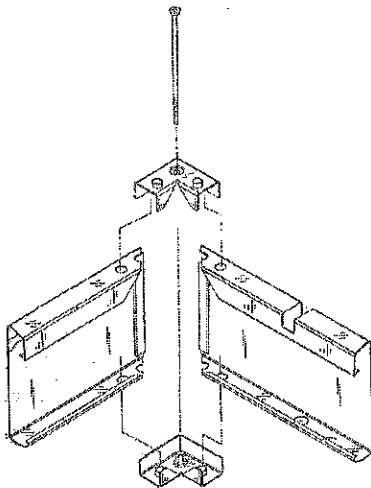


Figure 1

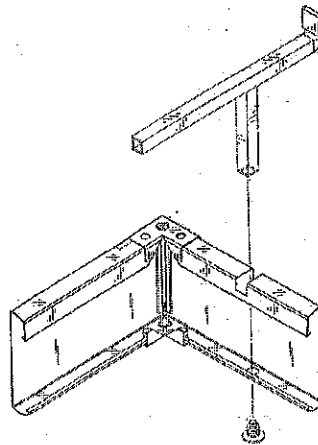


Figure 2

2. Insert cross arm assemblies into slots in side panels. Attach foot plug into leg through bottom of side panel. See figure 2.
3. Complete assembled bed base shown in figure 3.

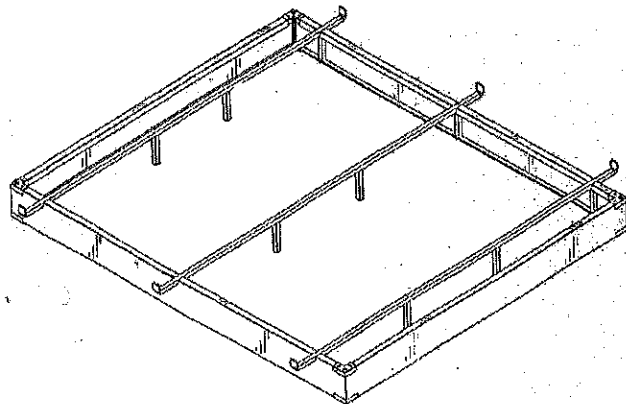


Figure 3