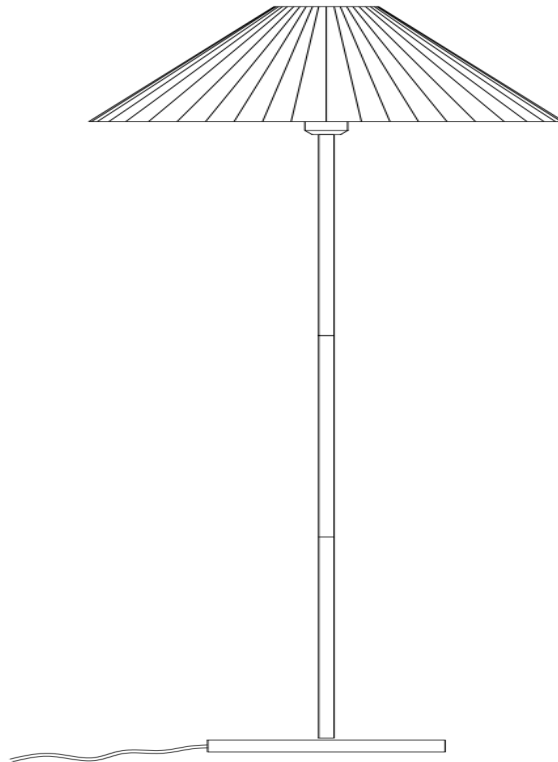


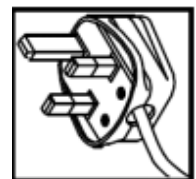
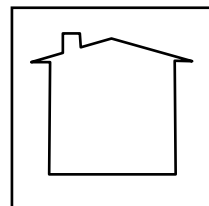
Akira Blue Pleated Shade Floor Lamp

Item: 26745



Dimensions

Length: 500mm
Width: 500mm
Height: 1500mm
Weight: 3.50kg



Thank you for purchasing the Akira Blue Pleated Shade Floor Lamp. This manual will guide you through the setup and operation of the product. Please read the instructions carefully before using the light.

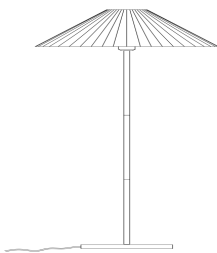
Care and Maintenance Advice

- Before cleaning or maintaining the light, always disconnect it from the power source.
- To clean the bulbs (not included), use a soft, dry cloth to remove any dust or debris.
- Dust can accumulate on the surface of the light fixture over time. To maintain its sleek appearance, gently dust the product with a soft, lint-free cloth or a feather duster on a regular basis.
- When cleaning your light, refrain from using harsh chemicals, abrasive cleaners, or solvents.
- Keep the lamp away from direct sunlight, extreme temperatures, and high humidity, as these conditions can affect the quality and durability of the materials.
- Keep the lamp away from children and pets to prevent accidental tipping or damage.
- Check the lamp's electrical connections periodically to ensure they are secure and in good condition. If any issues are detected, such as frayed wires or loose connections, consult a professional electrician for repair or replacement.
- Avoid placing heavy or sharp objects on the tabletop, as they can cause scratches or damage the surface.
- When moving or rearranging the lamp, handle it with care to avoid any accidental bumps or collisions that could lead to damage.
- If the lamp is not in use for an extended period, consider unplugging it to save energy and protect the electrical components. For additional safety, it's recommended to periodically inspect the lamp's switch, cord, and plug for any signs of wear or damage. If any issues are observed, discontinue use, and have them repaired by a qualified technician for assistance. Never attempt to repair electrical components yourself.

SPECIFICATIONS

Material:	Iron.Cloth
Finish:	Painted
Colour:	Blue
Light Source (Related Bulb)	E27
Bulb wattage allowed	4w – 10w
Voltage:	240v
Protection Class:	Class II

Components and Fittings

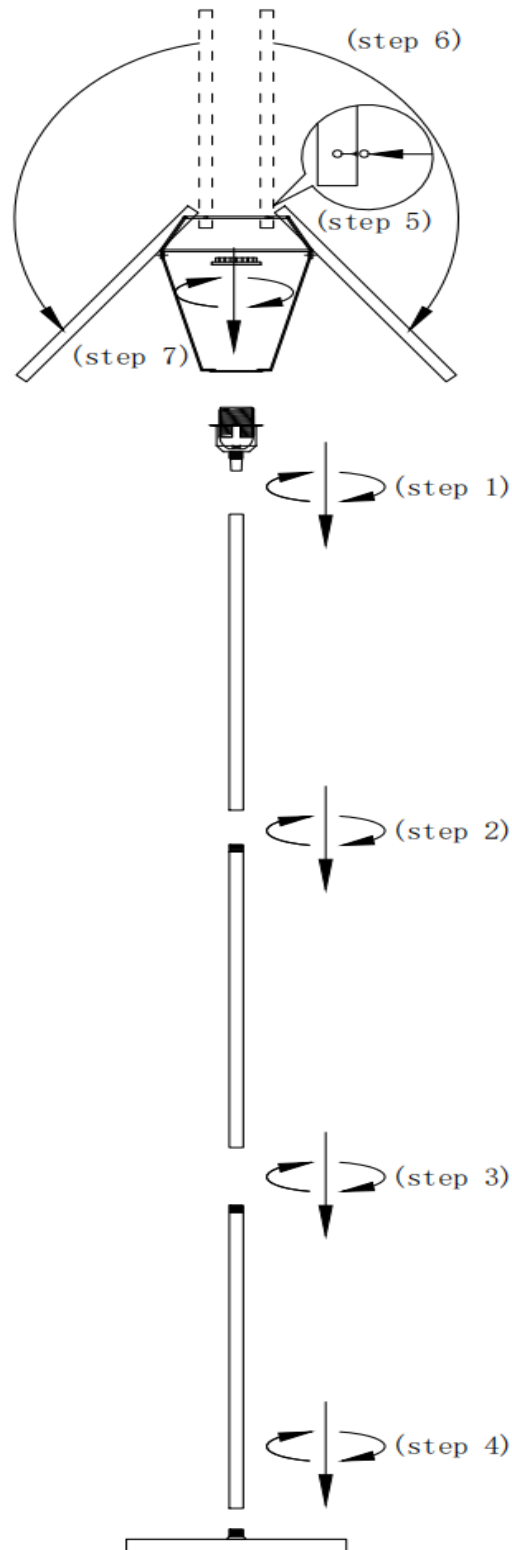


Lighting fitting (pre-wired)

IF AT ALL UNSURE, STOP NOW AND SEEK PROFESSIONAL GUIDANCE

Assembly and set up:

- Unpack the product and remove all packaging. Lay the product out on the floor. If the floor is not carpeted, Please cover it with a soft cloth to avoid damage to the flooring and surface of the product.
- Step 1: Screw the threaded rod in place.
- Step 2: Screw the threaded rod in place.
- Step 3: Screw the threaded rod in place.
- Step 4: Place the separator disc over the threaded rod.
- Step 5: Install the lampshade hole into the bracket.
- Step 6: Turn the lamp shade inside out and place into the smallest ring in the lampholder. Push the slits over the ring making sure the pleats are evenly split between the 4 sections.
- Step 7: Secure by tightening the reducer ring onto the lamp holder and insert the bulbs (not included) in the lamp holders.



Safety and Position:

- This lamp is double insulated (Class II) and does not require an earth connection. USER ADVICE
- To minimize the risk of electrical shock, do not touch the lamp or its components with wet hands.
- Do not modify or alter the product before or after installation. Any unauthorized alterations may invalidate the warranty and compromise safety.
- When replacing the bulb (not included), ensure that it is compatible with the lamp holder and does not exceed the maximum wattage.
- If the lamp shows any signs of damage, such as frayed cords or loose connections, discontinue use immediately and seek professional assistance for repair or replacement.
- If the lamp emits an unusual smell, excessive heat, or sparks, immediately unplug it from the power source and discontinue use. Consult a qualified electrician for inspection and necessary repairs.
- Keep the lamp out of reach of children and pets to prevent accidental contact, entanglement, or injury.
- Keep the lamp away from flammable materials, liquids, and gases.
- Indoor use only.

IMPORTANT INFORMATION

If you need help or have damaged or missing parts, call the Customer Helpline: 0161 837 6095
Opening Times: Monday to Friday, 9am to 5pm. Closed Saturday and Sunday.
(By contacting the customer service line your statutory rights are not affected)

Please have the following information to hand:

- ✓ Item Description
- ✓ Item Code
- ✓ Batch number
- ✓ Assembly Instructions

You can also e-mail your requests to us at: customerservice@valuelights.co.uk

Alternatively, you can write to us at: Customer Service Department, Value Lights, 4 Omega Drive, Iram, Manchester, M44 5GR.