






ASSEMBLY INSTRUCTION

A × 9

 M8x50mm

B × 13

 M8

C × 13

 M8x22mm

D × 4

 M8x60mm

R × 1

 M6

①



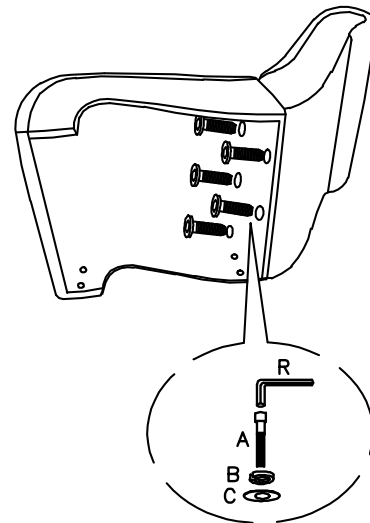
②



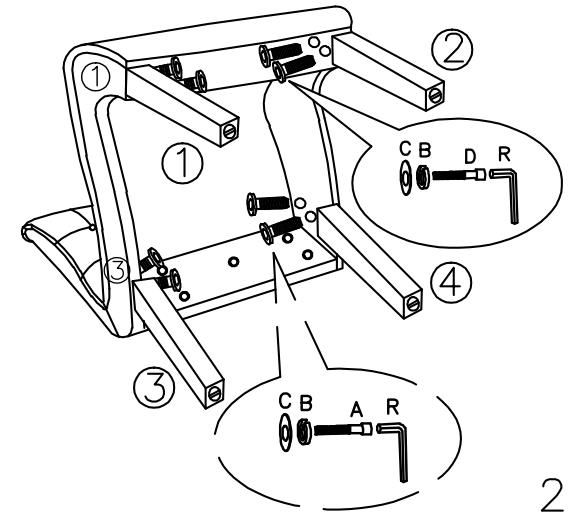
③




④



1



2



3

Note: Put all the screws into the holes site, and then tighten them. Do not tighten one by one.