
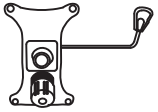
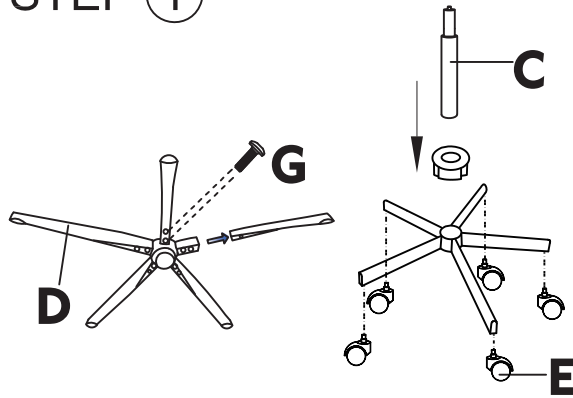
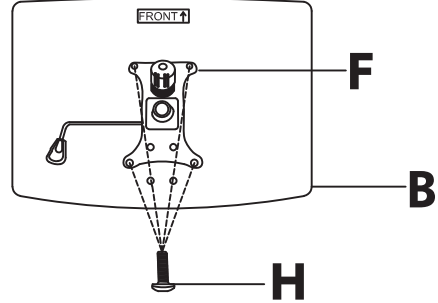


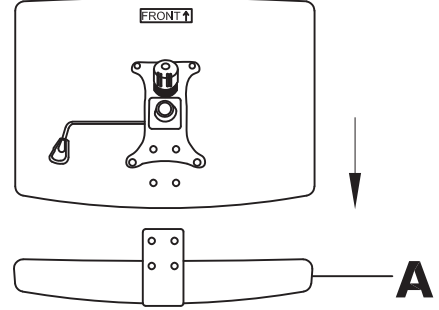
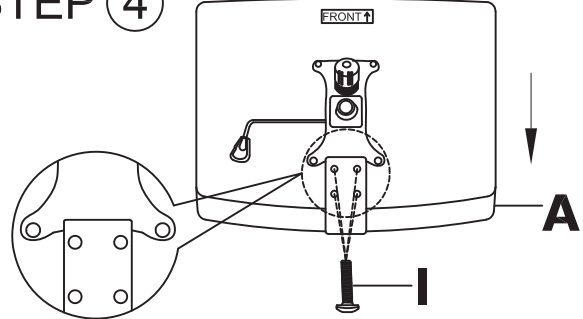


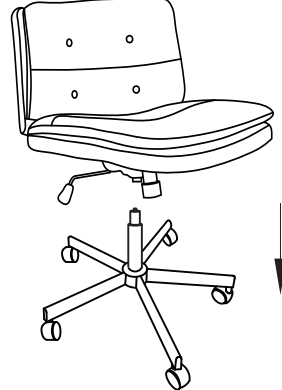
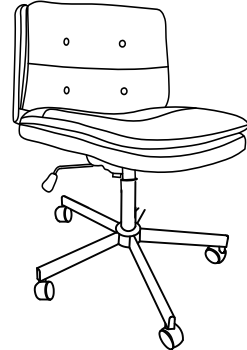
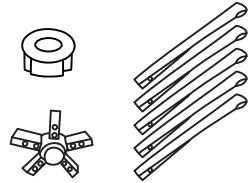




# ASSEMBLY INSTRUCTION

<p><b>Ax1</b></p> 	<p><b>Fx1</b></p> 	<p><b>STEP ①</b></p> 	<p><b>STEP ②</b></p> 
<p><b>Bx1</b></p> 	<p><b>Gx10</b></p>  <p>M6X10MM</p>	<p><b>STEP ③</b> Make sure the steel panel up the mechanism</p> 	<p><b>STEP ④</b></p>  <p>Push the seat match the 4 holes then tighten screws.</p>
<p><b>Cx1</b></p> 	<p><b>Hx4</b></p>  <p>M6X20MM</p>	<p><b>STEP ⑤</b></p> 	<p><b>STEP ⑥</b></p> 
<p><b>Dx1</b></p> 	<p><b>I x4</b></p>  <p>M6X30MM</p>		
<p><b>Ex5</b></p> 	<p><b>Jx1</b></p> 