


## Bathroom Taps



# BEND

## Description

- 61 1/16 X 10 35/64 X 20 45/64
- Thermostatic shower column with built-in wax thermoelement, spout, shower head, rail with slider hand shower bracket, hand shower and additional "joy" hand shower
- Connections of 1/2" and a distance of 5 7/8" ± 9/16" between them
- It includes a non-return valve
- The flow rate at 80psi of the hand shower is 1,7 gpm, the spout 6,3 gpm and of the shower head 1,6 gpm

## Finish



chrome  
100223953

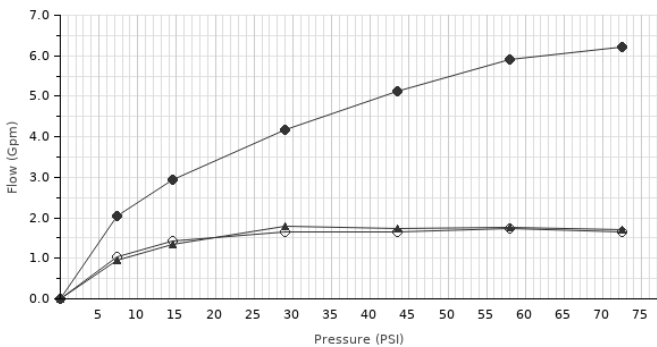
## Certifications and quality characteristics



## Flow rate diagramme

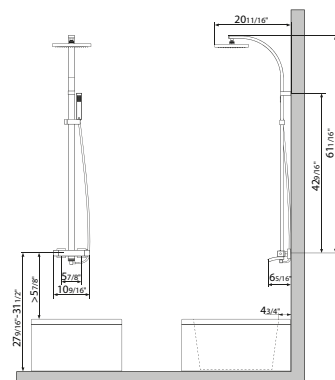
Pressure (psi)	0	7.25	14.5	29.01	43.51	58.02	72.52
Flow - Outlet elbow (gpm) (±15%)	0	2.03	2.93	4.17	5.12	5.92	6.21
Flow - Diverter (gpm) (±15%)	0	0.95	1.35	1.8	1.74	1.77	1.72
Flow - Mixer (gpm) (±15%)	0	1.03	1.43	1.64	1.66	1.74	1.64

◆ Outlet elbow (gpm) ▲ Diverter (gpm) ○ Mixer (gpm)



## Technical drawing

Dimensions in inches



**noken**  
PORCELANOSA BATHROOMS

Warranty: For a warranty or other information on this product, visit our Web address: [www.noken.com](http://www.noken.com)

Legal disclaimer: All details provided by the NOKEN's Product has an information purpose without any contractual value. In order to obtain further information about the materials and their installation please visit our showrooms. NOKEN reserves the right to modify or delete any information on this site. The images and colours shown in this site may differ from the real ones.

© 2022 noken | Edition: 27/12/2022 USA Ref.012834