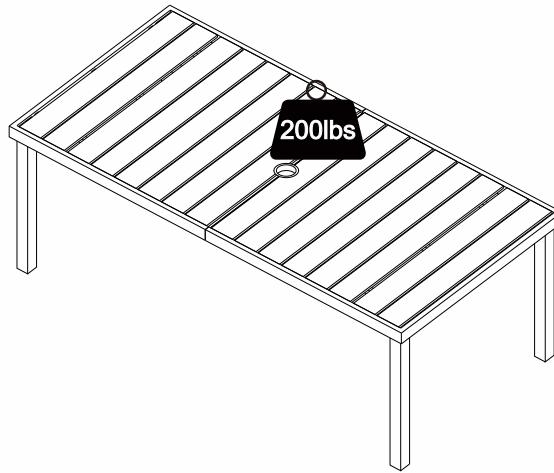


60" Patio Table with Umbrella Hole

196861191138
196861190988



ASSEMBLY INSTRUCTIONS

Before You Begin:

Please identify all component parts and hardware pieces required before you begin. Carefully remove all of the components from the packaging and set aside for assembly. Assemble on a soft surface to prevent scratching during assembly.

Caution:

Tighten all components securely before use. Failure to do so may result in personal injury. DO NOT use any sharp objects to open plastic wrapped components as damage to product or components may result.

Warning:

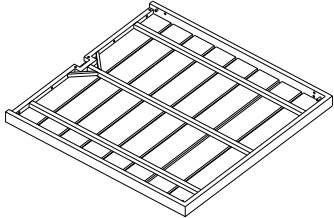

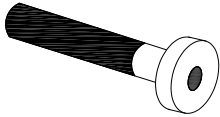
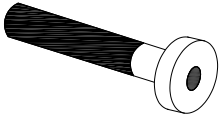
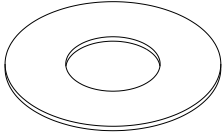
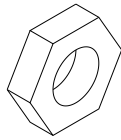
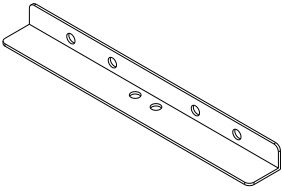
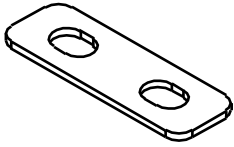
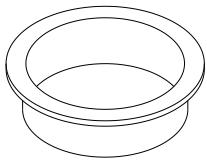

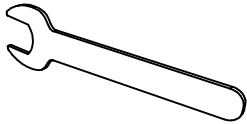
CHOKING HAZARD - Small Parts. Adult Assembly Required.

DO NOT ALLOW CHILDREN TO CLIMB ON FURNITURE

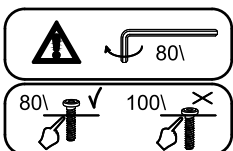
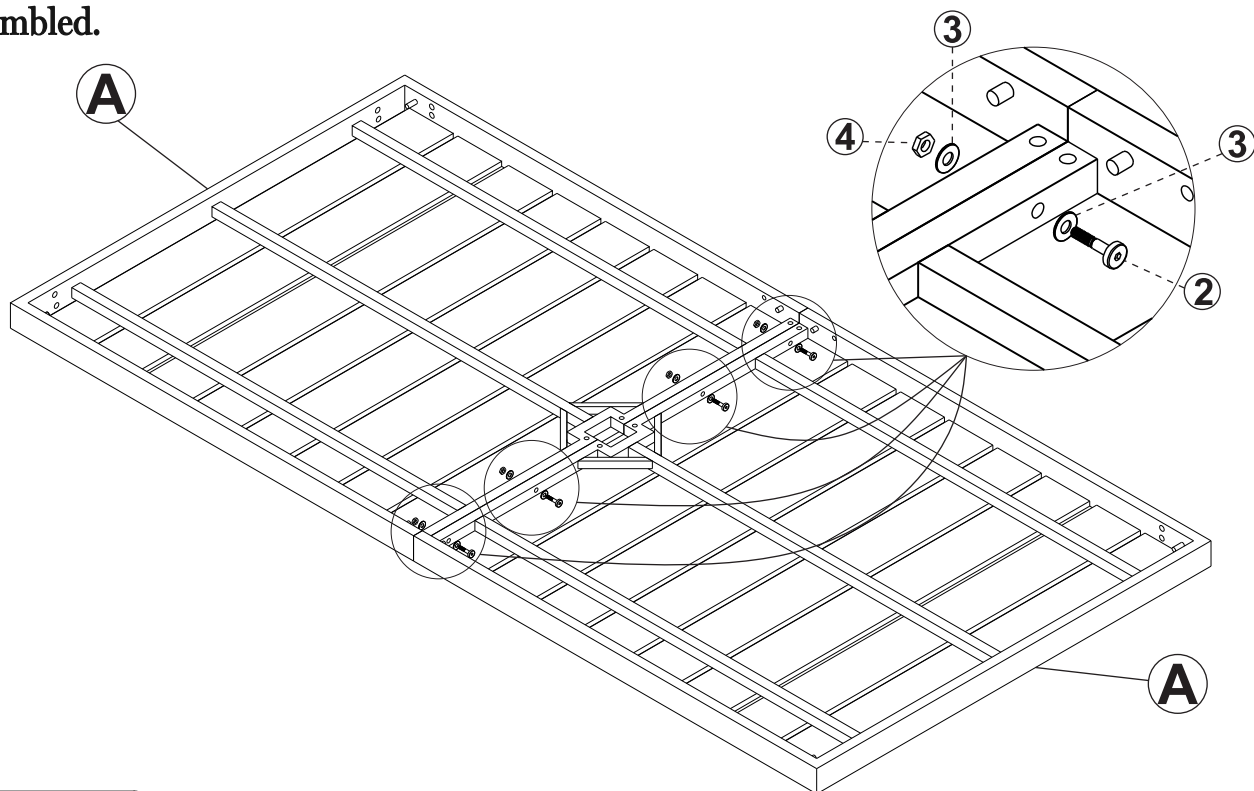
Serious or fatal injuries can occur from furniture tipping over. You must install Tipping Restraint Hardware (where included) to help prevent the unit from tipping and causing accidental injury, instability, death or damage. The tipping restraint is intended only as a safety measure, it is not a substitute for proper adult supervision.




To help prevent furniture from tipping over it must be permanently attached to the wall. Anti-Tip Safety Wall Straps suitable for the unit weight and wall materials (if not included) should be purchased and installed.

Part List and Hardware

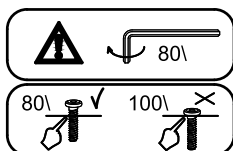
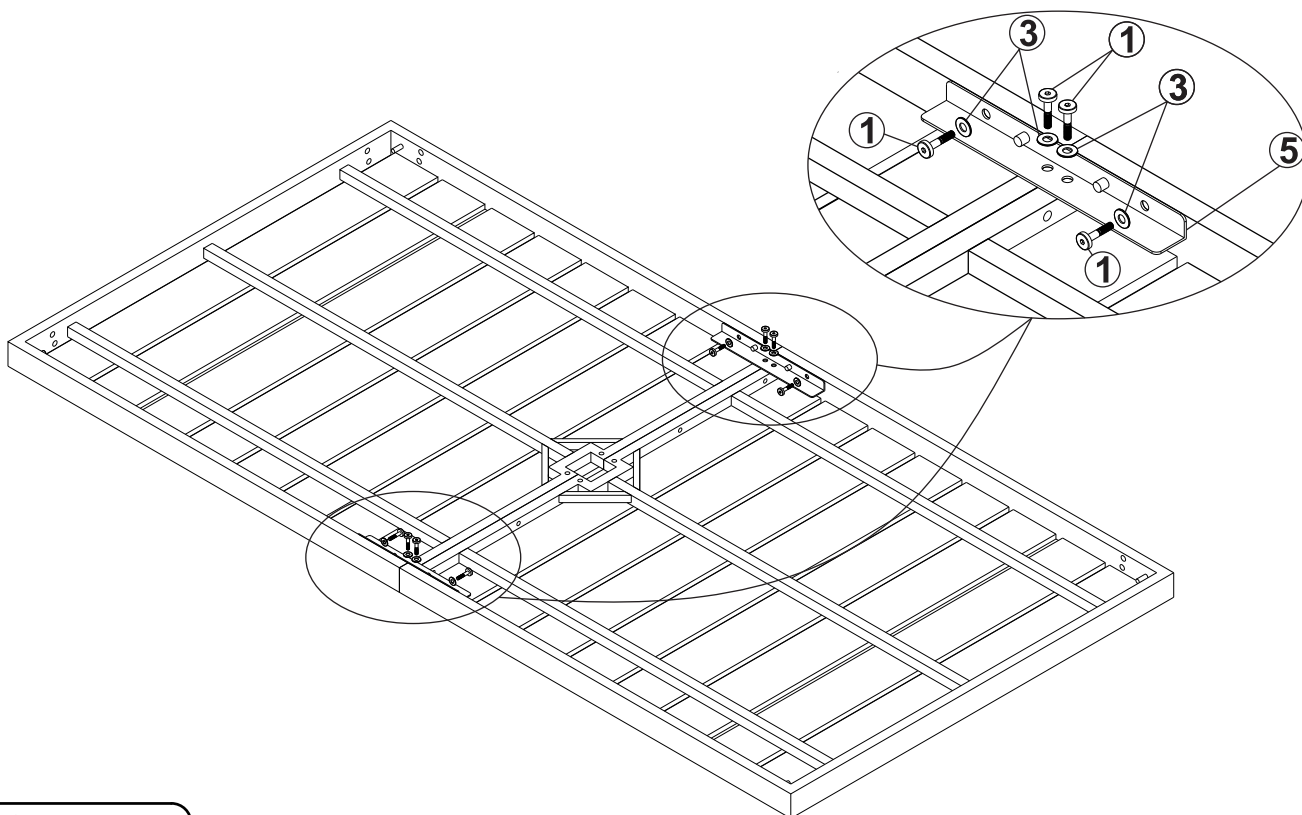
<div>A</div> <div>Table top</div> <div></div> <div>(2pcs)</div>	<div>B</div> <div>Table leg</div> <div></div> <div>(4pcs)</div>	
<div>1</div> <div></div> <div>M6x20 mm(28pcs)</div>	<div>2</div> <div></div> <div>M6 x 50 mm (4pcs)</div>	<div>3</div> <div></div> <div>Washer (52pcs)</div>
<div>4</div> <div></div> <div>Eru (4pcs)</div>	<div>5</div> <div></div> <div>Side Bracket (2pcs)</div>	<div>6</div> <div></div> <div>Center Bracket (2pcs)</div>
<div>7</div> <div></div> <div>Umbrella Hole Support (1pc)</div>	<div>8</div> <div></div> <div>Allen key (2pcs)</div>	<div>9</div> <div></div> <div>Wrench (2pcs)</div>




STEP 1: Do not completely tighten the screws until the product is completely assembled. ③



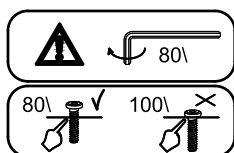
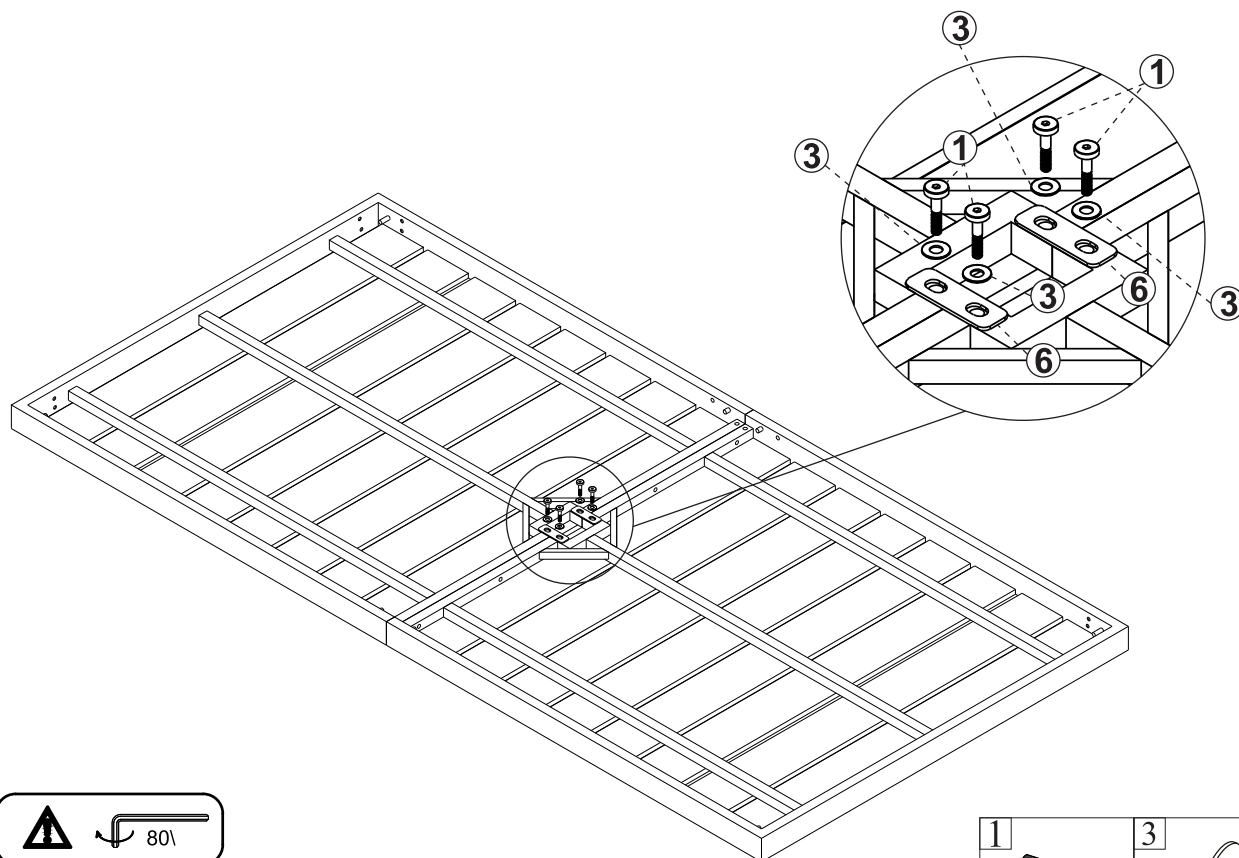
2	3	4
		
4 pcs	8 pcs	4 pcs




STEP 2:



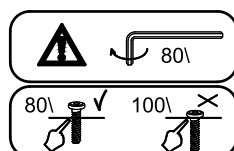
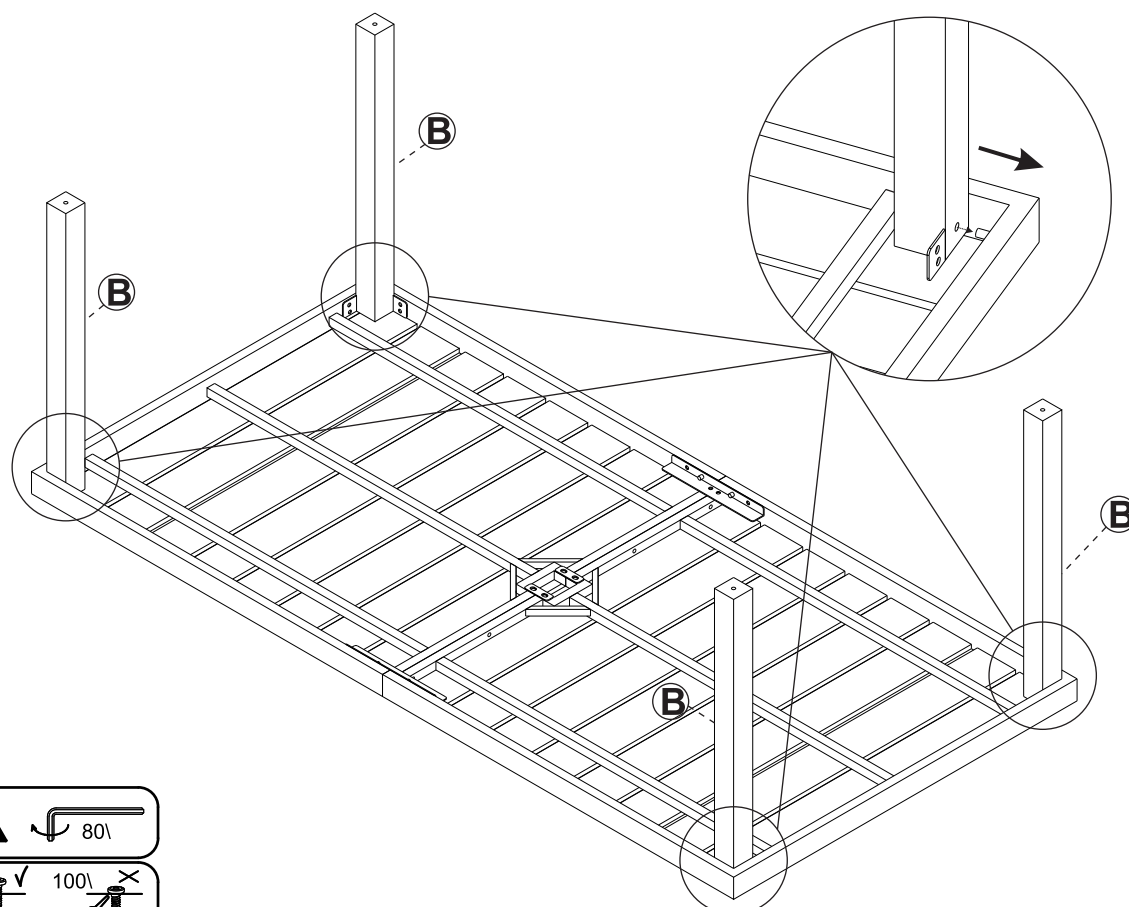
1	3	5
		
8 pcs	8 pcs	2 pcs

STEP 3:

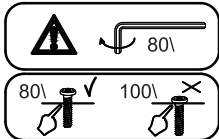
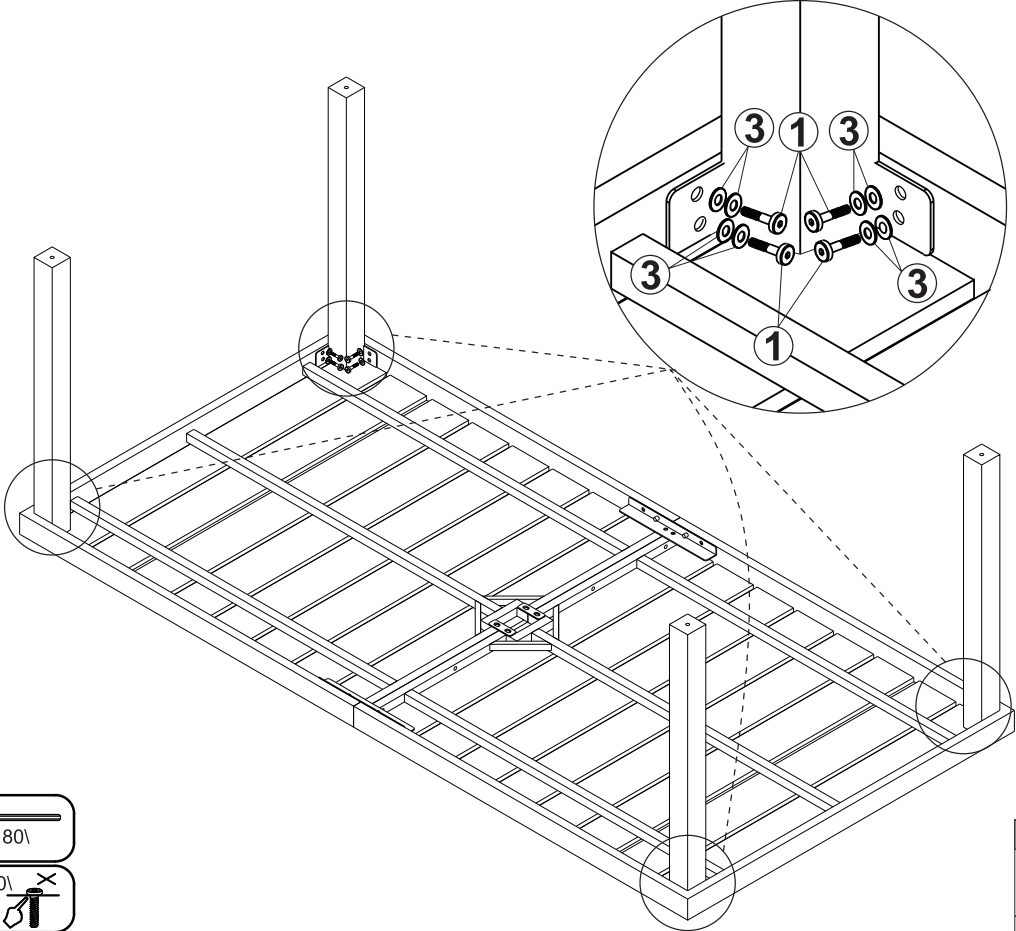




1	3	6
		
4 pcs	4 pcs	2 pcs

STEP 4:

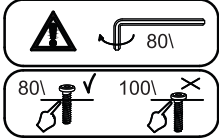
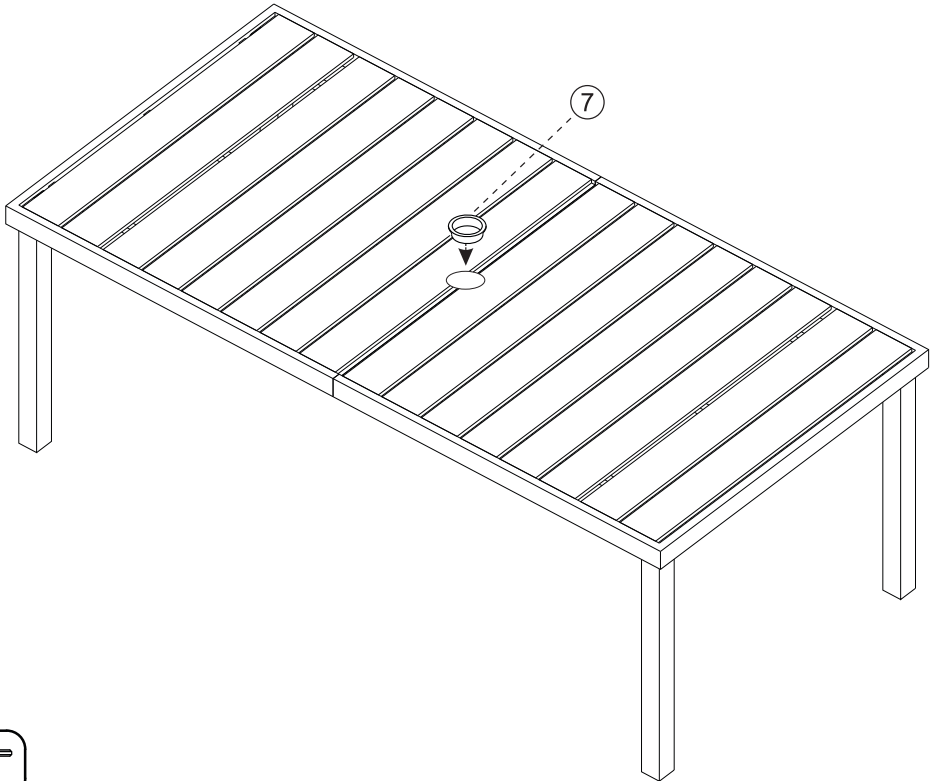



STEP 5:



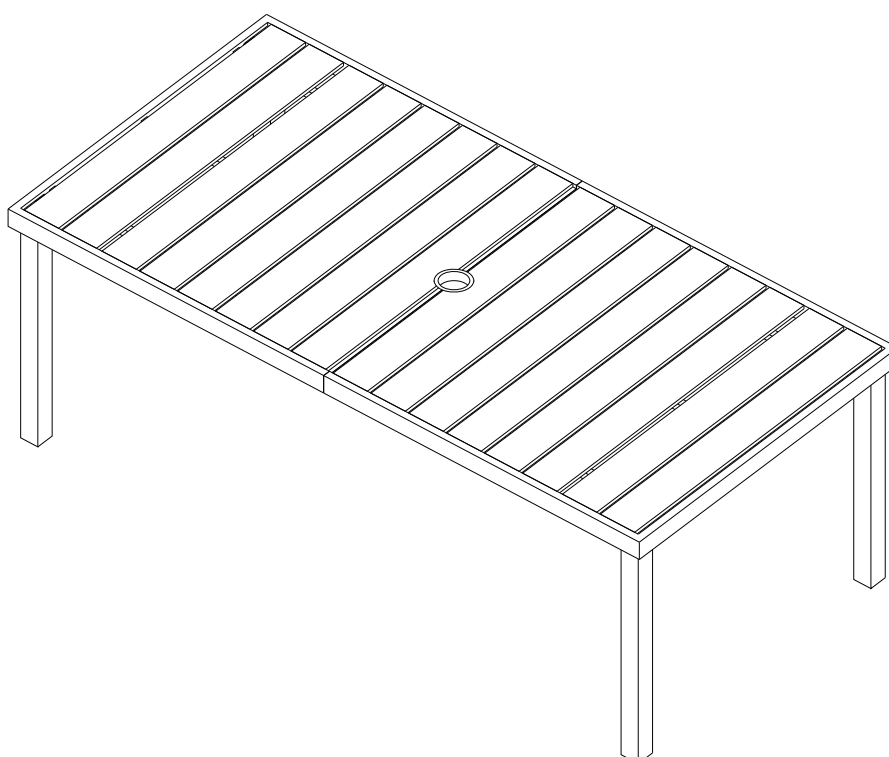
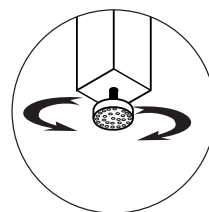
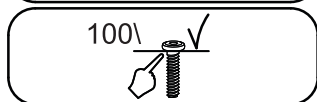
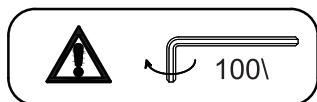
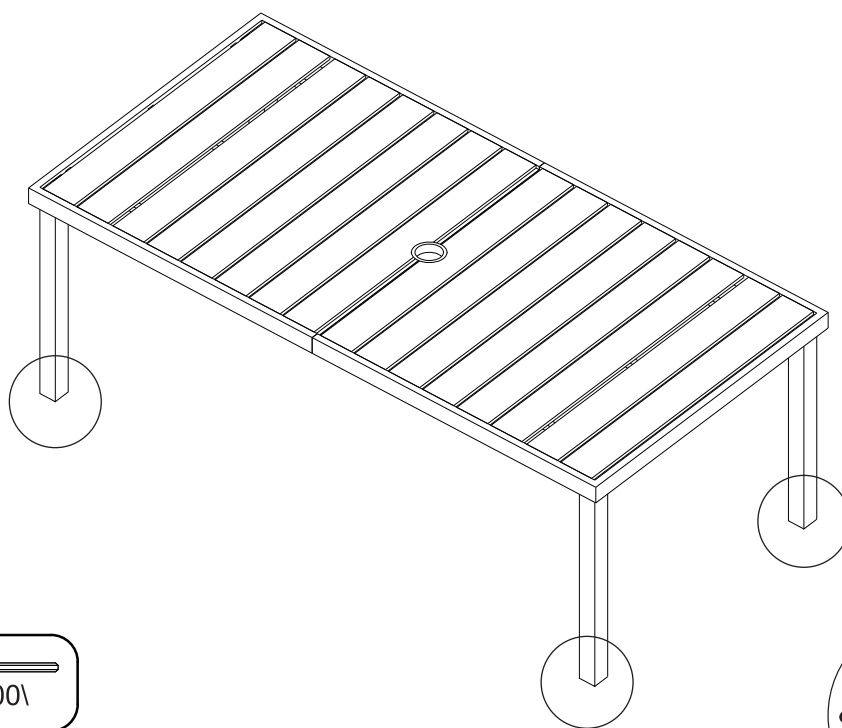
1		3	
16 pcs		16 pcs	

STEP 6:



7	
1pc	

STEP 7:



Quality and Safety Guidelines:

- Please follow the static and dynamic weight capacity limits provided on this item. If you are unsure of the weight capacities for this product, email us at customerexperience@theubiquegroup.com or call 866-552-2810.
- Please use this item on a stable, level surface only. All table feet/ legs/base should contact the flooring surface when in use. Do not use this item if any instability is detected.
- Please inspect this product regularly to make sure there are no damaged or worn parts. Also inspect to make sure all hardware is tightened correctly and securely.
- For inspection instructions, please email us at customerexperience@theubiquegroup.com or call 866-552-2810.
- For maintenance instructions and replacement parts, please email us at customerexperience@theubiquegroup.com or call 866-552-2810.
- If any parts are damaged or worn, please stop using the product. Repair this product with manufacturer supplied parts only.
- This item is intended for use as a table only, do not climb or stand on this item.
- Do not use this item as a TV stand.
- Do not slide the item when moving it.
- Store indoors away from moisture. For additional storage instructions, please email us at customerexperience@theubiquegroup.com or call 866-552-2810.
- Please visit www.theubiquegroup.com for our product warranty details or email us at customerexperience@theubiquegroup.com or call 866-552-2810.